

F. S. MOORE.

PAPER BOX.

No. 188,168.

Patented March 6, 1877.

Fig. 1.

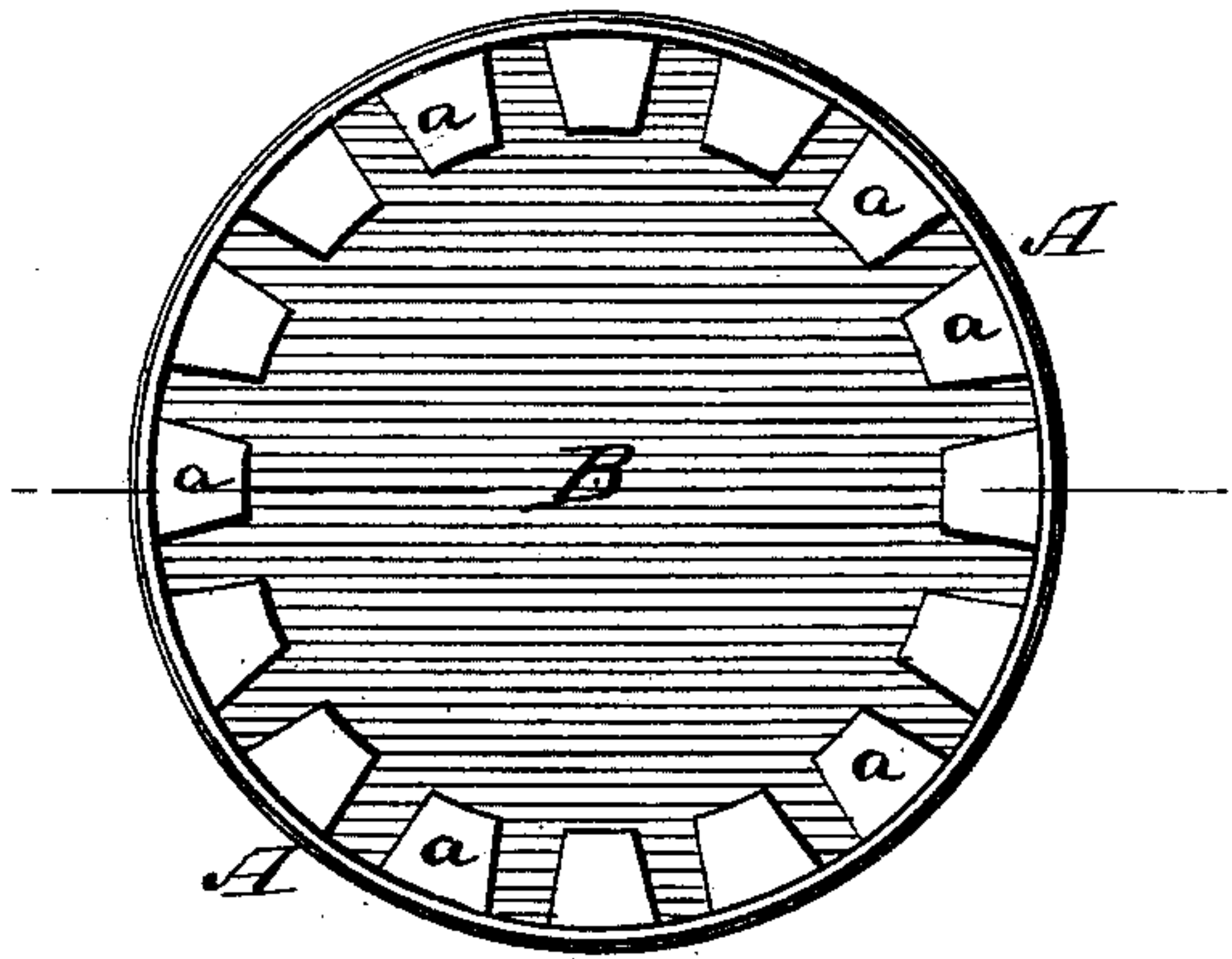


Fig. 3.

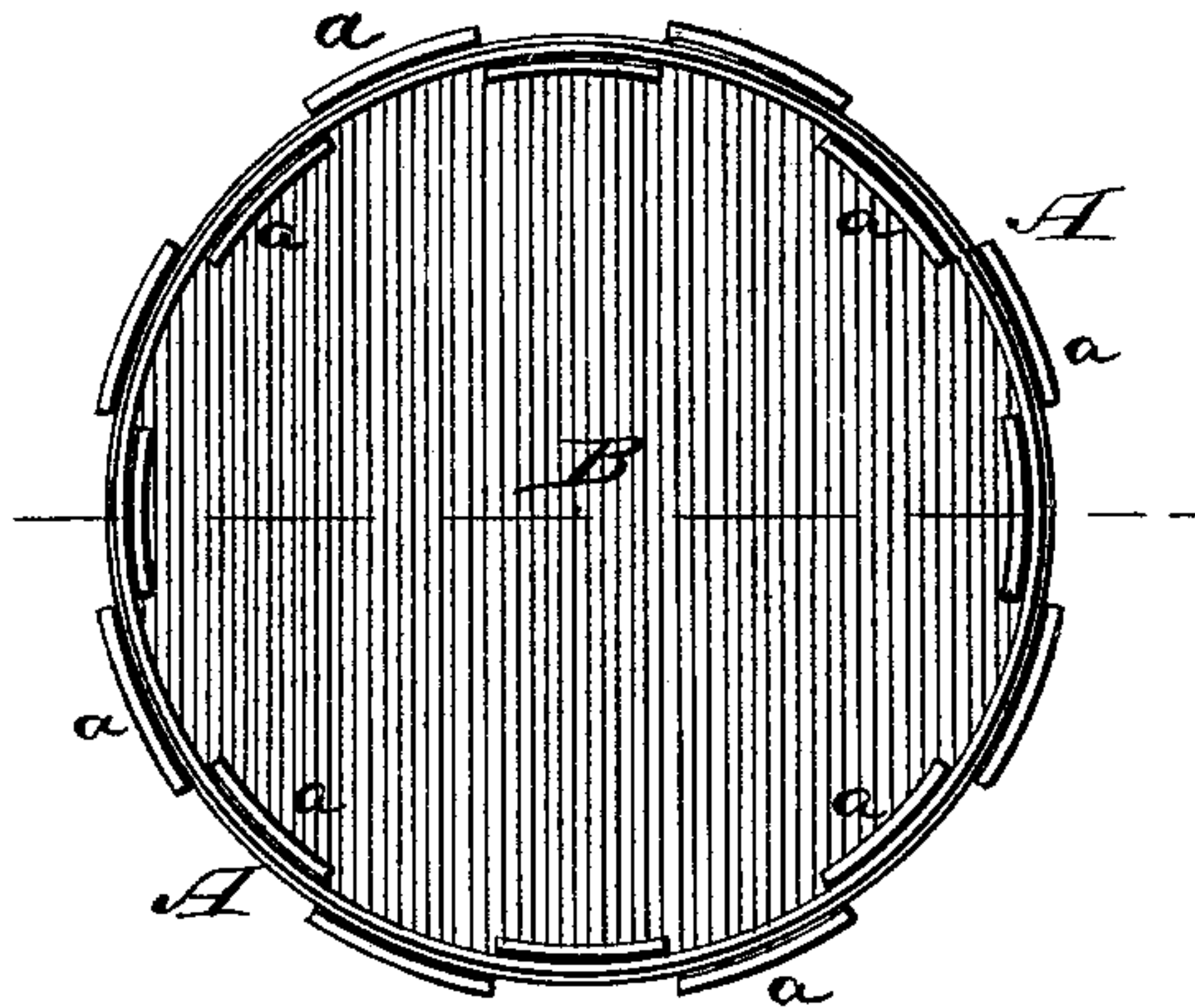


Fig. 2.

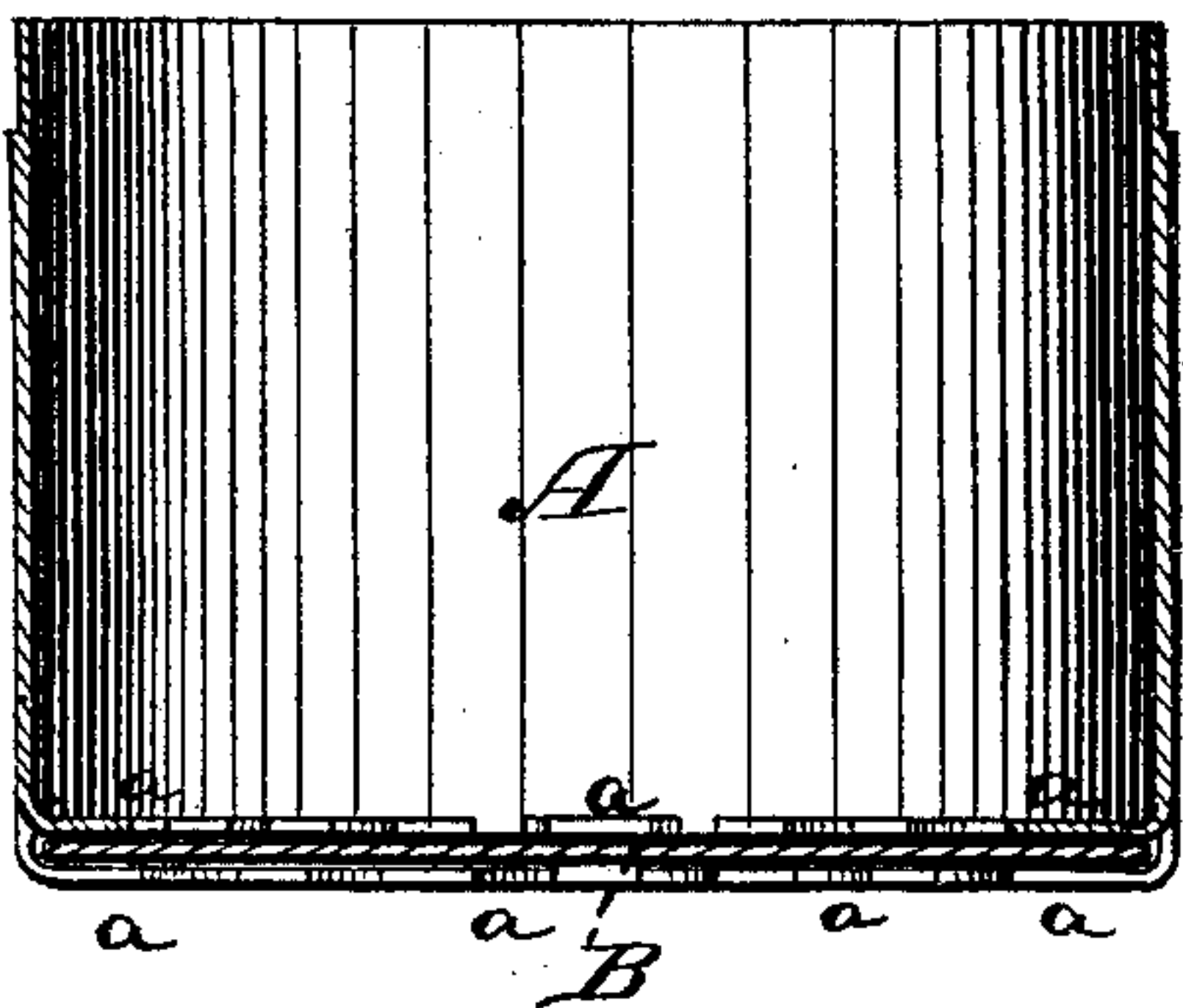


Fig. 4.

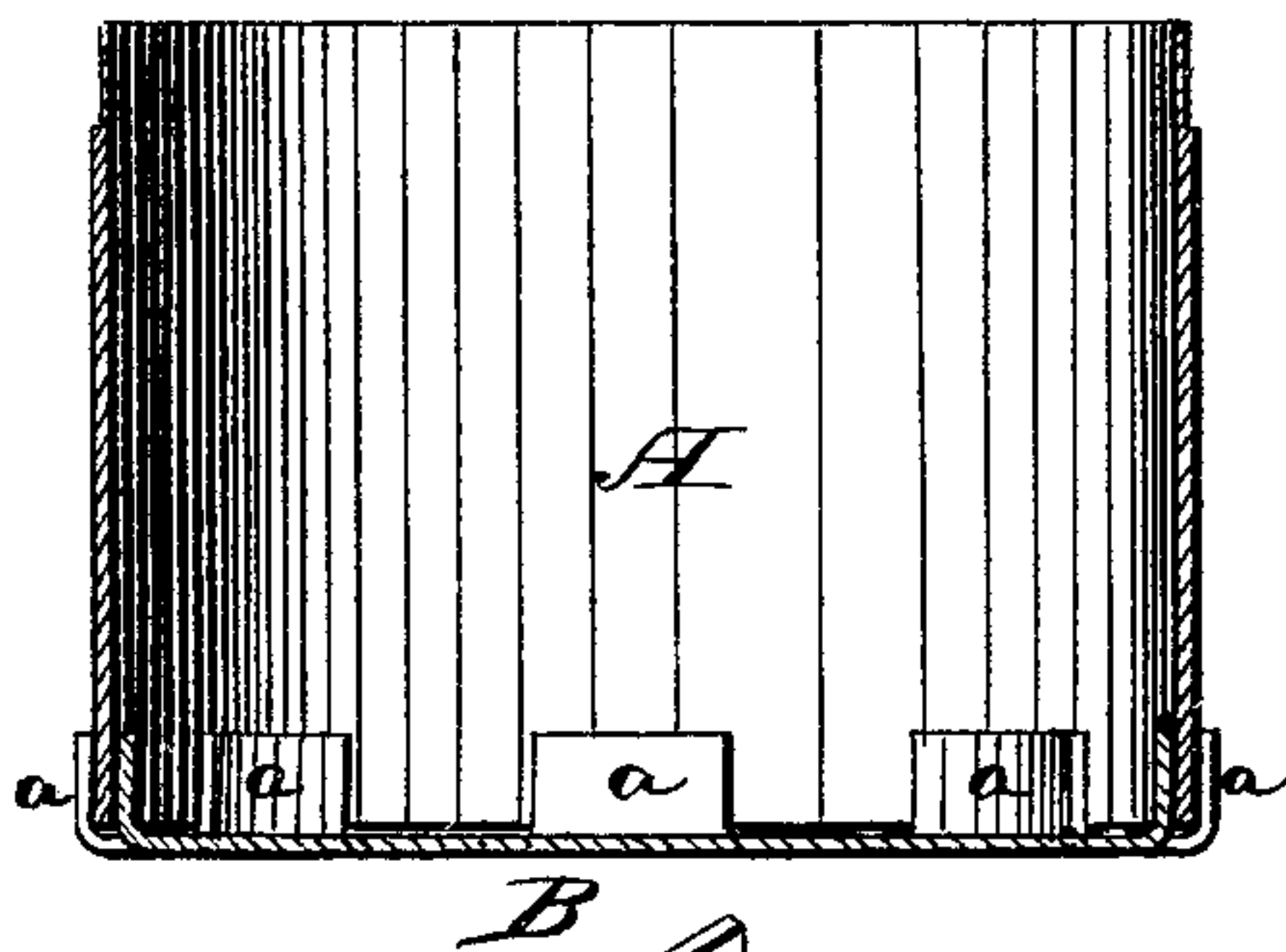


Fig. 6.

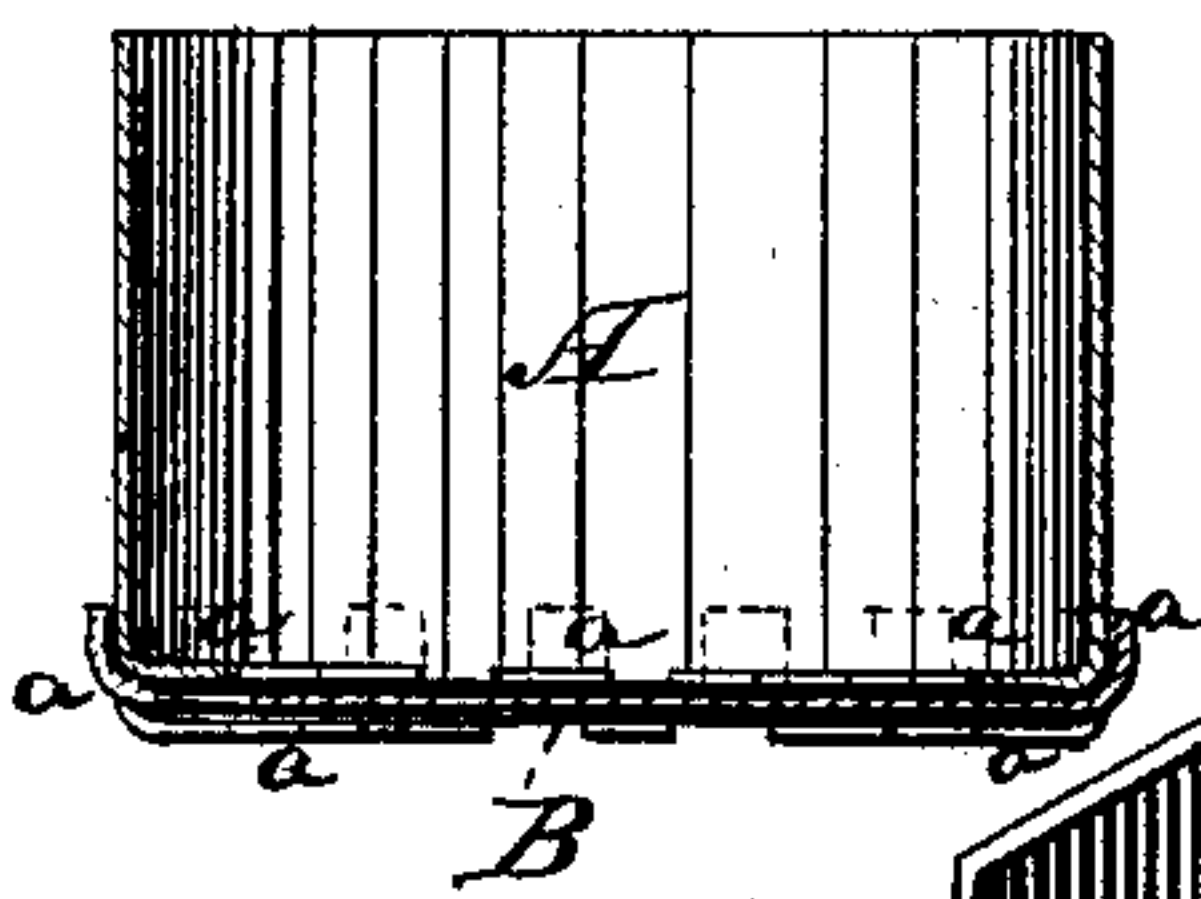
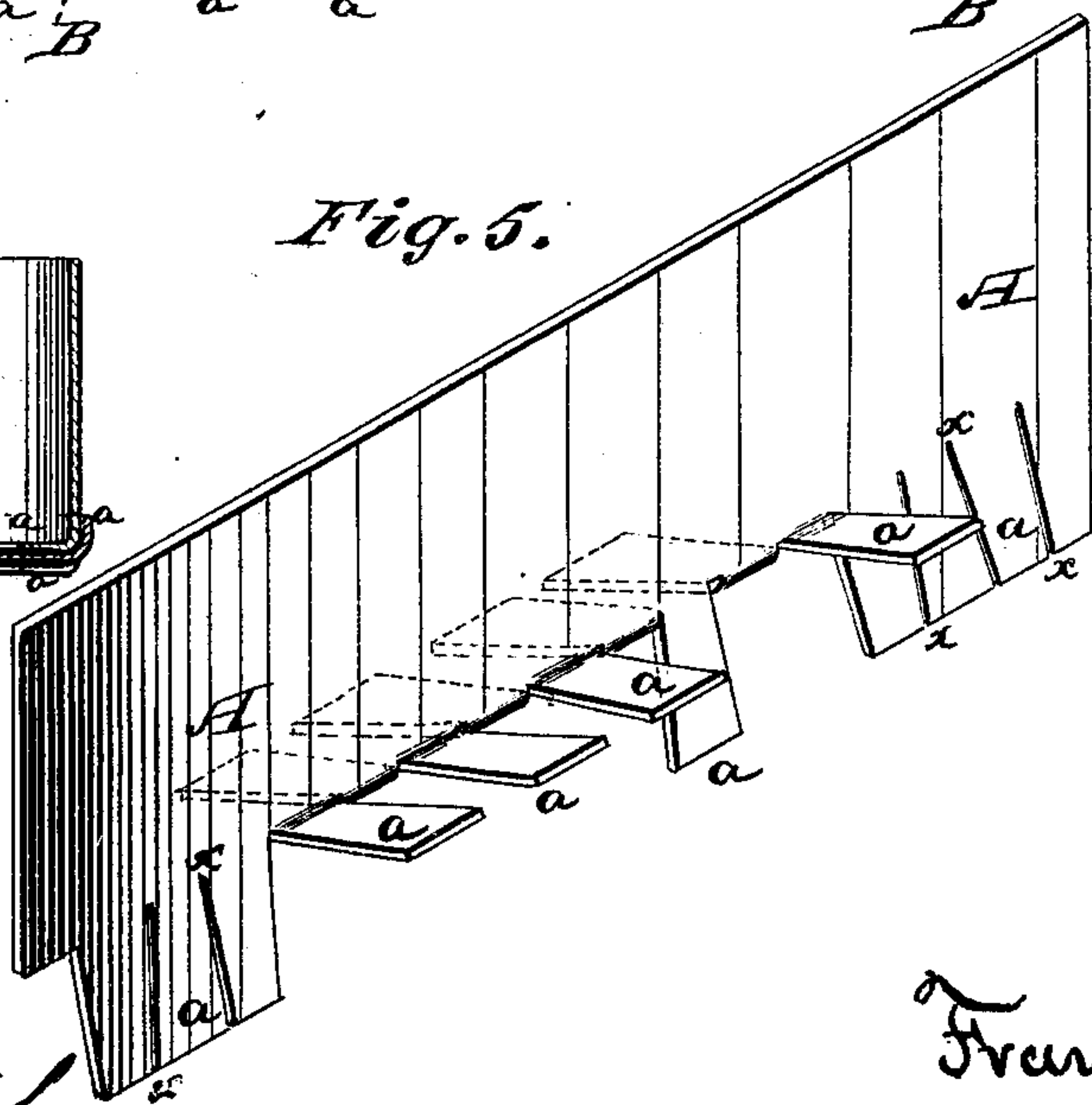


Fig. 5.



Witnesses:

T. C. Distenel
Frank B. Duff

Inventor:

Frank S. Moore

Per *C. H. Watson & Co.* Attorneys.

UNITED STATES PATENT OFFICE

FRANK S. MOORE, OF BROOKLYN, NEW YORK.

IMPROVEMENT IN PAPER BOXES.

Specification forming part of Letters Patent No. **188,168**, dated March 6, 1877; application filed February 26, 1877.

To all whom it may concern:

Be it known that I, FRANK S. MOORE, of Brooklyn, in the county of Kings and State of New York, have invented certain new and useful Improvements in Paper Boxes; and I do hereby declare that the following is a full, clear, and exact description thereof, which will enable others skilled in the art to which it appertains to make and use the same, reference being had to the accompanying drawings, and to the letters of reference marked thereon, which form a part of this specification.

My invention relates particularly to paper boxes; and has for its object to more firmly secure the bottoms in the same. To this end the nature of my invention consists in cutting the lower edge of the box-body, or the edge of the bottom, or both, with a series of tongues or lips, that are afterward bent alternately in different directions, so as to form both interior and exterior stays for the bottom, as will be hereinafter more fully set forth.

In the annexed drawing, Figure 1 is a plan view, and Fig. 2 a vertical section, showing a paper box having the stays cut on the body only. Fig. 3 is a plan view, and Fig. 4 a vertical section, showing a paper box having the stays cut on the bottom. Fig. 5 shows a blank from which the box-body is made; and Fig. 6 is a section showing the stays cut on both the body and the bottom.

A represents the box-body, and B the bottom thereof. In the lower edge of the body A are cut a number of slits, *x x*, at suitable distances apart, forming a series of tongues, *a a*, as shown. The slits *x x* may be cut straight or inclined, as desired, in the former case making the tongues with parallel sides,

and in the latter case making them in dove-tailed form. All these tongues *a a* are bent inward, but alternately a trifle higher and lower, so that the bottom B will fit between them. In other words, every other tongue is first bent inward, the bottom placed underneath and against, and the other tongues then bent under the bottom, thus forming both interior and exterior stays for holding the bottom more securely in place.

Instead of forming these stays on the box-body A they may be formed around the edge of the bottom B, and bent upward, so as to lie alternately against the inside and outside of the box-body A, as shown in Figs. 3 and 4.

In Fig. 6 I have shown such stays formed on both the body and bottom, in which case said stays—so to say—interlace with each other. In either case the parts are, of course, fastened together by suitable adhesive material, and the box afterward properly finished.

Having thus fully described my invention, what I claim as new, and desire to secure by Letters Patent, is—

In a paper box, the tongues *a a* formed on the box-body, or on the bottom, or on both, and bent to form alternate interior and exterior stays for securing the bottom of the box, as herein set forth.

In testimony that I claim the foregoing as my own I affix my signature in presence of two witnesses.

FRANK S. MOORE.

Witnesses:

LEVI BAXTER,
E. MOORE.