

C. J. CLEMENTS & E. P. FOWLER.

SPRING BED-BOTTOMS.

No. 187,815.

Patented Feb. 27, 1877.

Fig: 1.

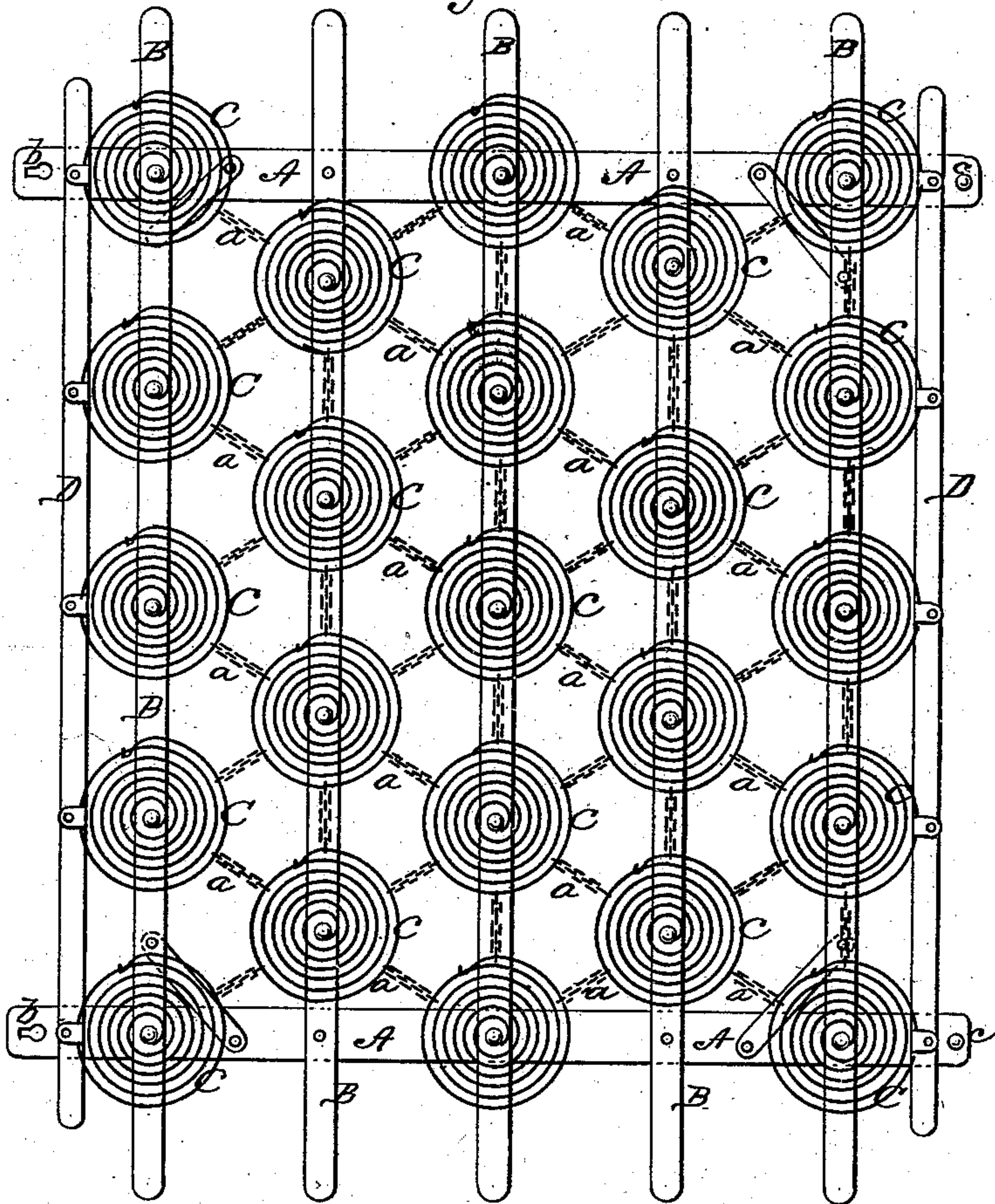


Fig: 2.


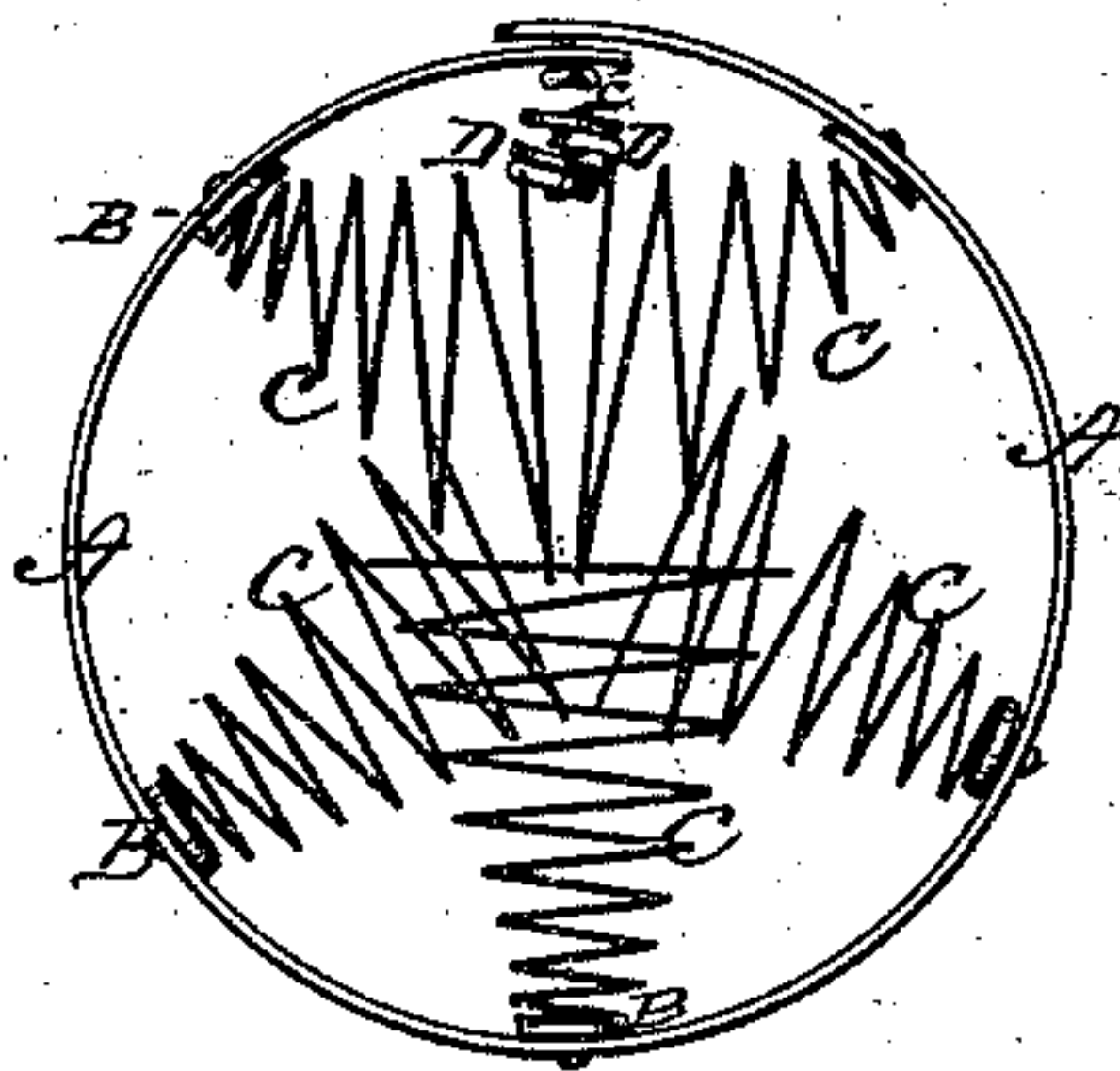


Fig: 3.



Witnesses:
W. C. Martinberg
W. Lovell

Inventors:
Charles J. Clements
& Edwin P. Fowler
per J. W. Martin
Att'y

UNITED STATES PATENT OFFICE

CHARLES J. CLEMENTS AND EDWIN P. FOWLER, OF NEW YORK, N. Y.

IMPROVEMENT IN SPRING BED-BOTTOMS.

Specification forming part of Letters Patent No. 187,815, dated February 27, 1877; application filed October 17, 1876.

To all whom it may concern:

Be it known that we, CHARLES J. CLEMENTS and EDWIN P. FOWLER, of the city, county, and State of New York, have invented a new and Improved Spring Bed-Bottom, and that the following is a full, clear, and exact description of the same, reference being had to the accompanying drawings, and to the letters of reference marked thereon, making part of this specification.

This invention is in the nature of an improvement in spring bed-bottoms; and the invention consists in a spring bed-bottom constructed with flexible and elastic foundation-strips, to which transverse strips supporting the springs are secured, as hereinafter shown and described.

In the accompanying sheet of drawings, Figure 1 is a plan or top view of our spring bed-bottom; Fig. 2, an end view of same; and Fig. 3, an end view of bottom rolled up.

Similar letters of reference indicate like parts in the several figures.

Bed-bottoms and spring-beds being bulky, the expense of their transportation is a matter of much importance. To reduce the size of such structures when not in use, or when packed for transportation, is, therefore, very desirable. To that end we construct the foundation-strips A of our bed-bottom of spring-steel. To these strips are secured transverse strips of metal B, and to these transverse strips B are fastened the springs C. These springs may be of any desired shape or size, and they may be connected together at their top by links or chains *a a*, the outer row of springs having secured to them side strips D running parallel with the transverse strips B. These strips are secured to the upper coil of each spring forming the outside row in such manner that they may be turned up, as shown in Fig. 2. In one end of each of the foundation-strips A are formed slots *b*, and at the other end studs *c*.

Now, our spring bed-bottom being constructed substantially as we have above described it, when it is desired to transport the bed, or set it aside, or place it in any other position where a reduced bulk would be de-

sirable, it is simply necessary to roll the foundation-strips A up in the form of a cylinder, which form it will readily assume by reason of its flexibility, readily carrying with it the transverse strips B and the springs secured thereto. The studs *c* fitting into the slots *b* confine and keep the bed-bottom in the cylindrical position, as shown in Fig. 3, the bed, when thus rolled up, presenting the appearance of a cylinder composed of a series of strips of metal B bound and held in position by the foundation-strips A, the space within the cylinder being occupied by the coiled springs C.

When it is desired to use the bed, it is simply necessary to remove the studs *c* from the slots *b*, when the elasticity of the foundation-strips A will at once throw open the bed or bottom ready for occupancy.

If desired, the side strips D may be turned up, as shown in Fig. 2, and thus form a convenient raised edge, within which the mattress may be placed, the side pieces thus forming edges, keeping the mattress in place.

We are aware that spring beds or bottoms have been heretofore constructed with jointed or hinged foundation strips or pieces, and we do not claim any such construction as part of our invention; but

What we do claim as new, and desire to secure by Letters Patent, is—

1. A spring bed-bottom constructed with flexible and elastic foundation-strips, and without rigid frame-work, so that the same can be rolled up for transportation, substantially as described.

2. In a bed-bottom with flexible and elastic foundation-strips, the springs thereof combined with adjustable side pieces, substantially as and for the purpose described.

3. A bed-bottom constructed with flexible and elastic foundation-strips, having slots and studs formed in the ends of such strips, substantially as and for the purpose described.

CHARLES J. CLEMENTS.

EDWIN P. FOWLER.

Witnesses:

H. L. WATTENBERG,
M. LOVELL.