

L. H. WOODEN.
SPITTOONS.

No. 187,444.

Patented Feb. 13, 1877.

Fig. 1.

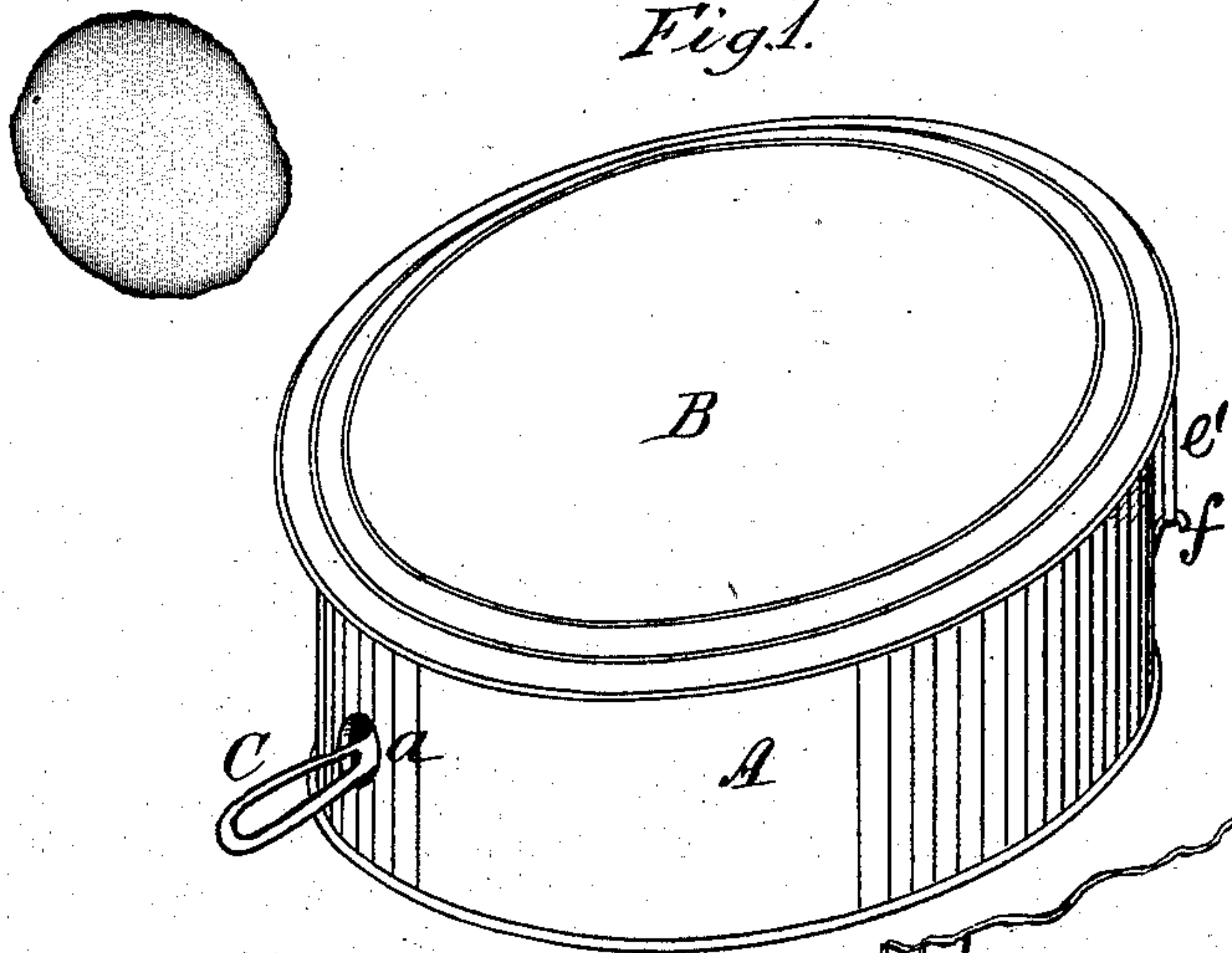


Fig. 2.

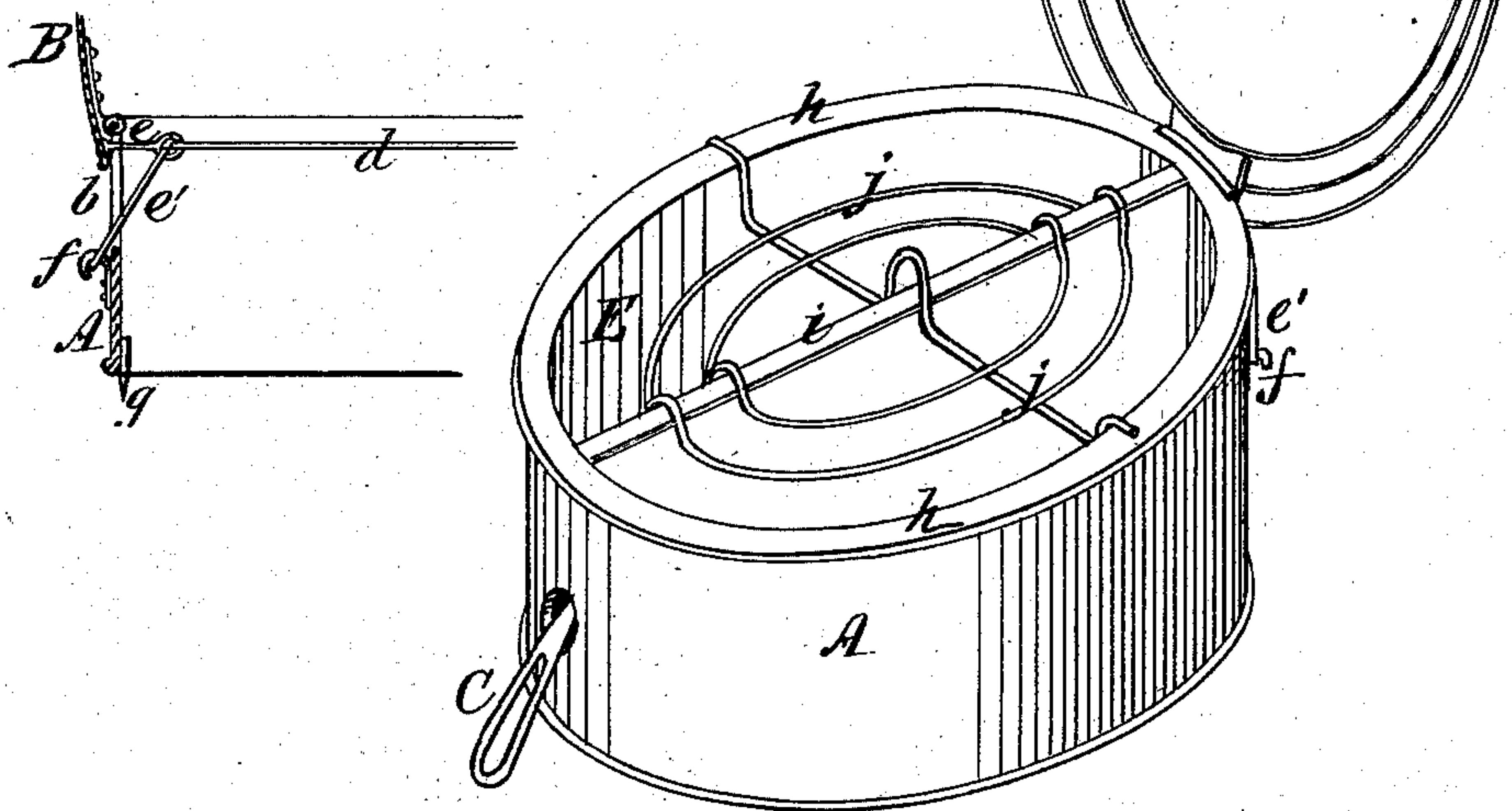
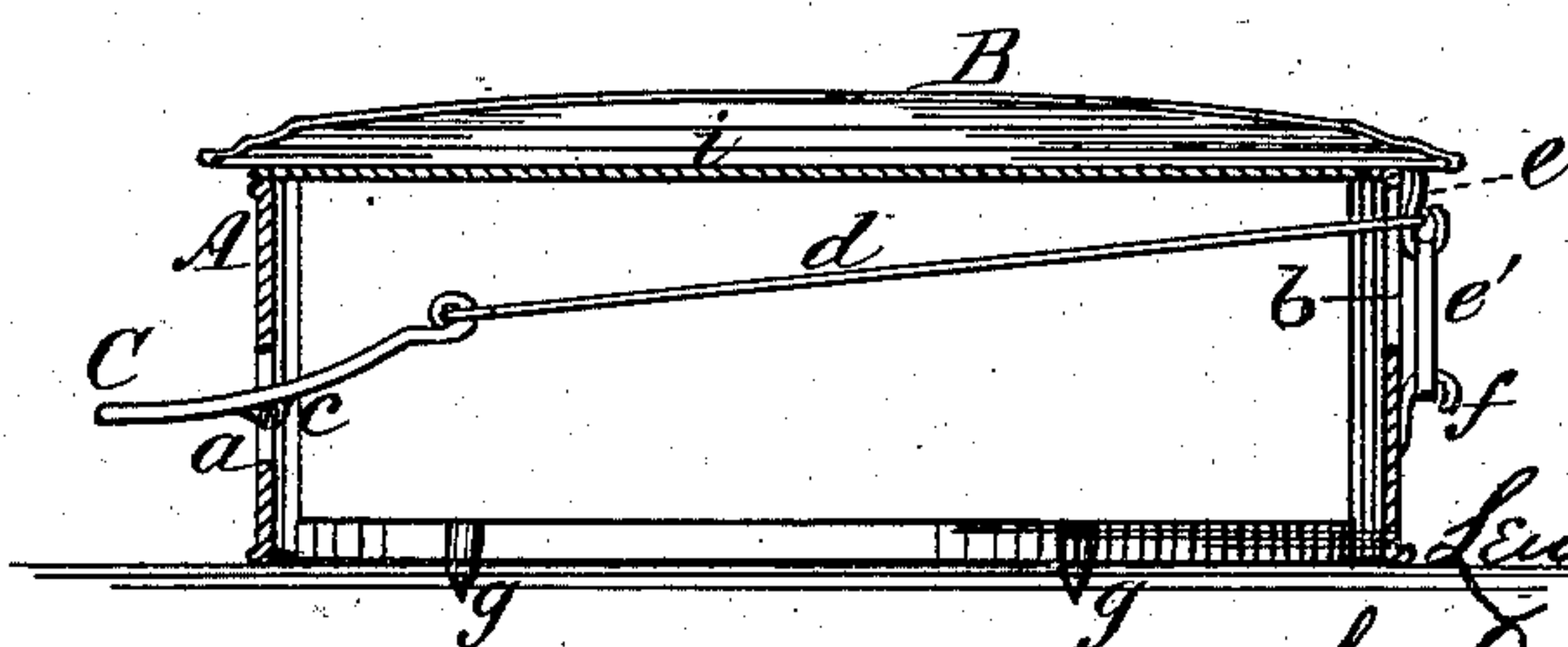


Fig. 3.



Witnesses,
Eugene Morris.
D. P. Cowe

Inventor,
Lewis H. Wooden
by Johnson & Johnson
Attys.

UNITED STATES PATENT OFFICE

LEWIS H. WOODEN, OF HAMPSTEAD, MARYLAND, ASSIGNOR OF ONE-HALF
HIS RIGHT TO NOAH W. BROWN, OF SAME PLACE.

IMPROVEMENT IN SPITTOONS.

Specification forming part of Letters Patent No. 187,444, dated February 13, 1877; application filed
December 23, 1876.

To all whom it may concern:

Be it known that I, LEWIS H. WOODEN, of Hampstead, in the county of Carroll and State of Maryland, have invented a new and useful Improvement in Spittoons, which is fully set forth in the following specification and accompanying drawing, in which—

Figure 1 represents a view, in perspective, of a spittoon of my invention, with its cover down; Fig. 2, a similar view with the cover raised, and Fig. 3 a section in elevation.

My invention relates to that class of spittoons in which the spittle-receptacle is arranged within an inclosing-case having a hinged cover, and the particular points of improvement will be specifically stated in the claim. It will be observed, however, that the connections of the hinged cover with the treadle are arranged outside of the inclosing-case and that the spring attachment is made removable from points outside of the hinge of the cover for a purpose that will be stated, and that the treadle and cover connections are arranged in diametrical openings in the inclosing-case, whereby the spring and cover-hook, upon the elevation of the cover, will be drawn within one of said openings and resume their positions outside of said case in raising and lowering the cover, thereby affording facility for detaching said spring when the cover is to remain open, in which position the flange of the cover supports it against the case. A removable grating is combined with the removable receptacle, and a bridge in the latter forms a shield for the cover-operating devices.

In the drawings, A is the outer case, to which the cover B is hinged. At diametrically-opposite sides of the outer case A are openings *a b*, for the operation of the lifting devices, which consist of a treadle, C, pivoted in bearings *c* near the opening *a*, upon the inner side of the case, operating a loosely-jointed connecting-rod, *d*, which is attached to a hook, *e*, depending from the hinged side of cover B in the opening *b* on the opposite side of case A, or other suitable device. When the treadle is lowered by the foot the cover is raised and would remain in that

position but for a gum-elastic or other spring, *e'*, connecting said hook *e*, above mentioned, with a hook projection, *f*, immediately below it upon the outer side of the case.

To prevent the spittoon from sliding upon the floor, in the act of operating the treadle, I provide wire feet *g g* for the case.

The receptacle E has a flanged rim, *h*, to support it upon the rim of the case A, and is necessarily divided by a bridge-wall, *i*, to permit of the operation of the treadle-connecting rod. I also provide the receptacle with a loose grating, *j*, to prevent articles from falling into the spittle, which grating *j* may be removed when desired, and is adapted to rest upon the bridge-wall and rim of the receptacle.

The receptacle E may be removed and cleansed as often as is necessary.

In summer, when heat generates odors in spittoons, and flies gather in swarms upon them, I prefer to use the spring always; but in winter it may be sometimes desirable (especially to tobacco-chewers) to have it disengaged so that the cover may remain open.

The hook *e* depends from the cover B at a point outside of the hinge and just above the hook *f* of the inclosing-case, so that the spring can be easily detached when the cover is to remain open, in which position the flange of the latter rests against the outer side of said case and holds it open, and the opening *b* allows the spring and its cover-hook *e* to be drawn into the case when applied and operated by the treadle.

I claim—

1. In a spittoon, having a removable receptacle, an outer case and a hinged cover, the arrangement of the opposite central case opening *a b*, in combination with the treadle C, rod *d*, outside hooks *e f*, and detachable spring *e'*, all constructed and adapted for use in relation to the hinge of the cover, as described.

2. The detachable spring *e'*, in combination with the cover-hook *e* and the outer-case hook *f*, arranged outside of the hinge of the cover and connected with the treadle, as and for the purpose stated.

3. The receptacle E, provided with the bridge i, and adapted for use with the treadle-connections of the hinged cover, as shown and described.

4. The combination, with a spittoon, having a removable receptacle, an outer case, and a hinged cover, of a loose grating, j, substantially as and for the purpose set forth.

In testimony whereof I have hereunto set my hand in the presence of two witnesses.

LEWIS H. WOODEN.

Witnesses:

HANSON M. DRACH,
JAMES L. SHUGARS.