

J. H. WILLISTON.  
ADDRESSING MACHINE.

No. 187,335.

Patented Feb. 13, 1877.

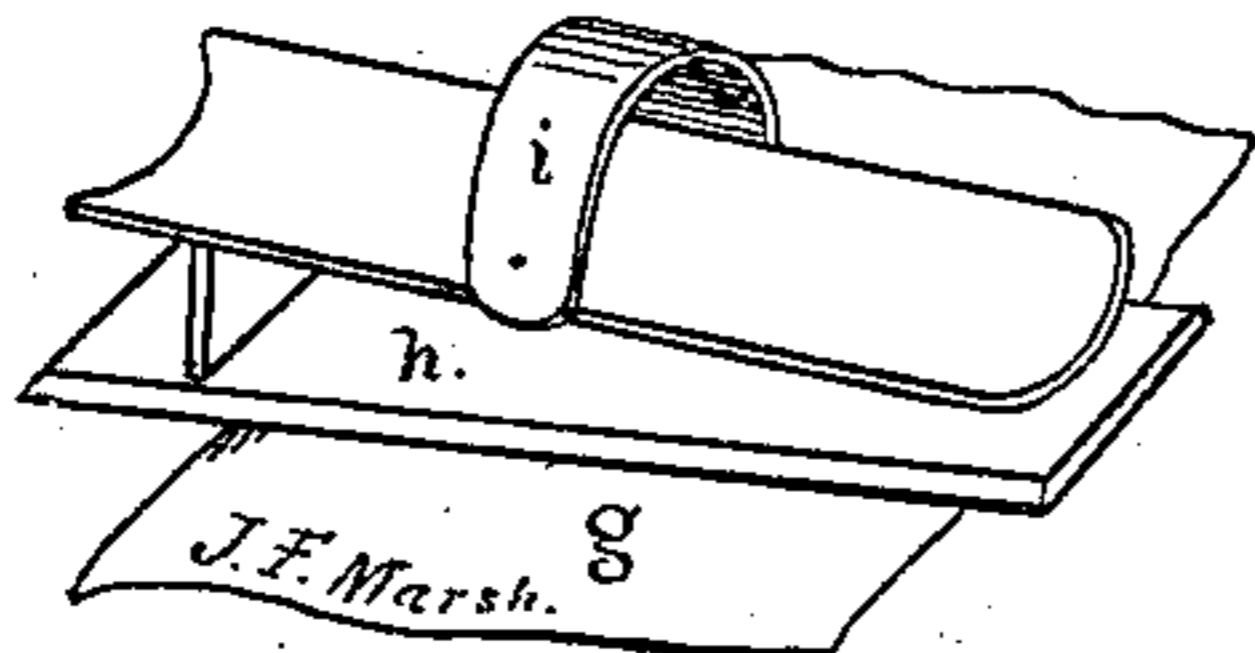


Fig. 3.

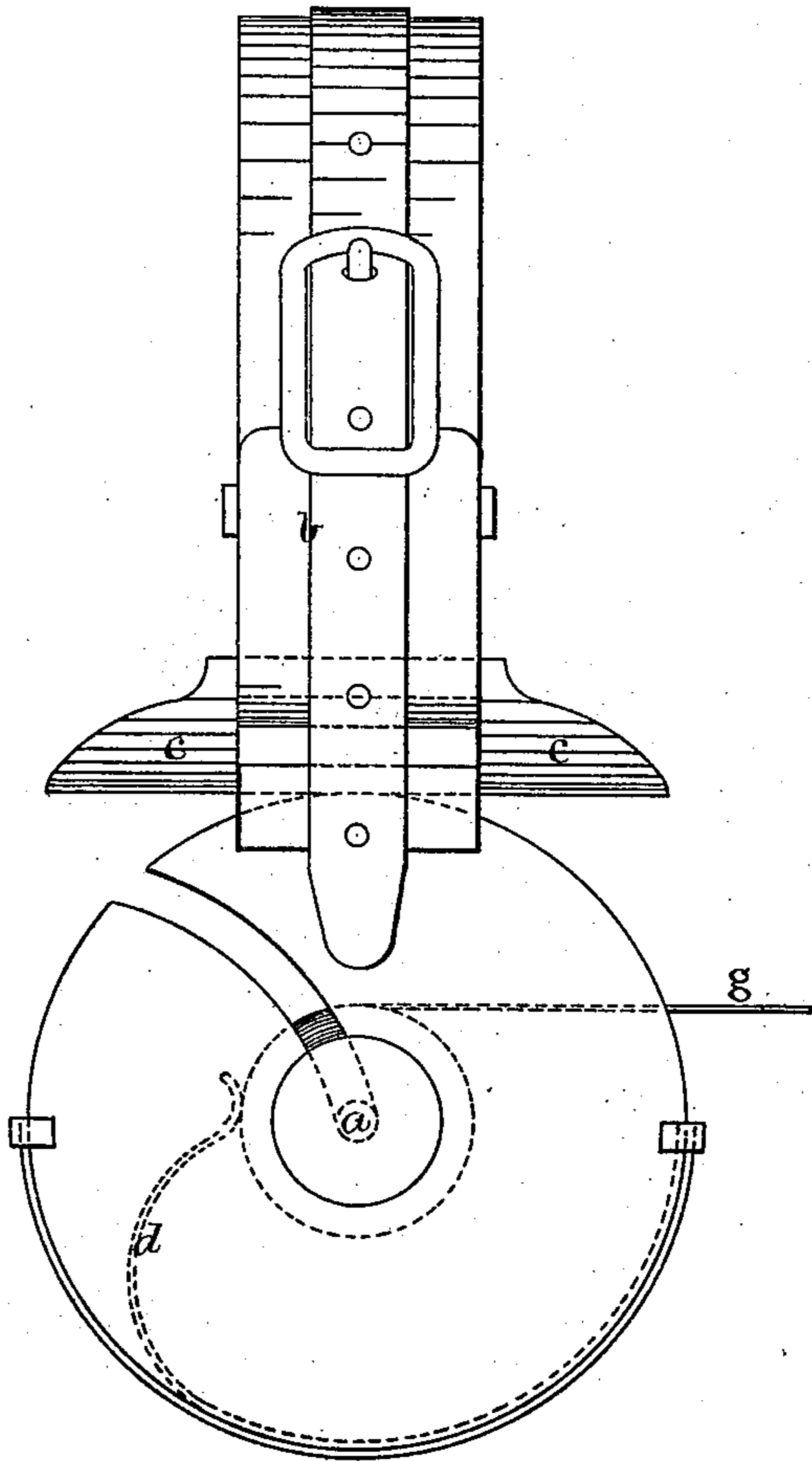


Fig. 1.

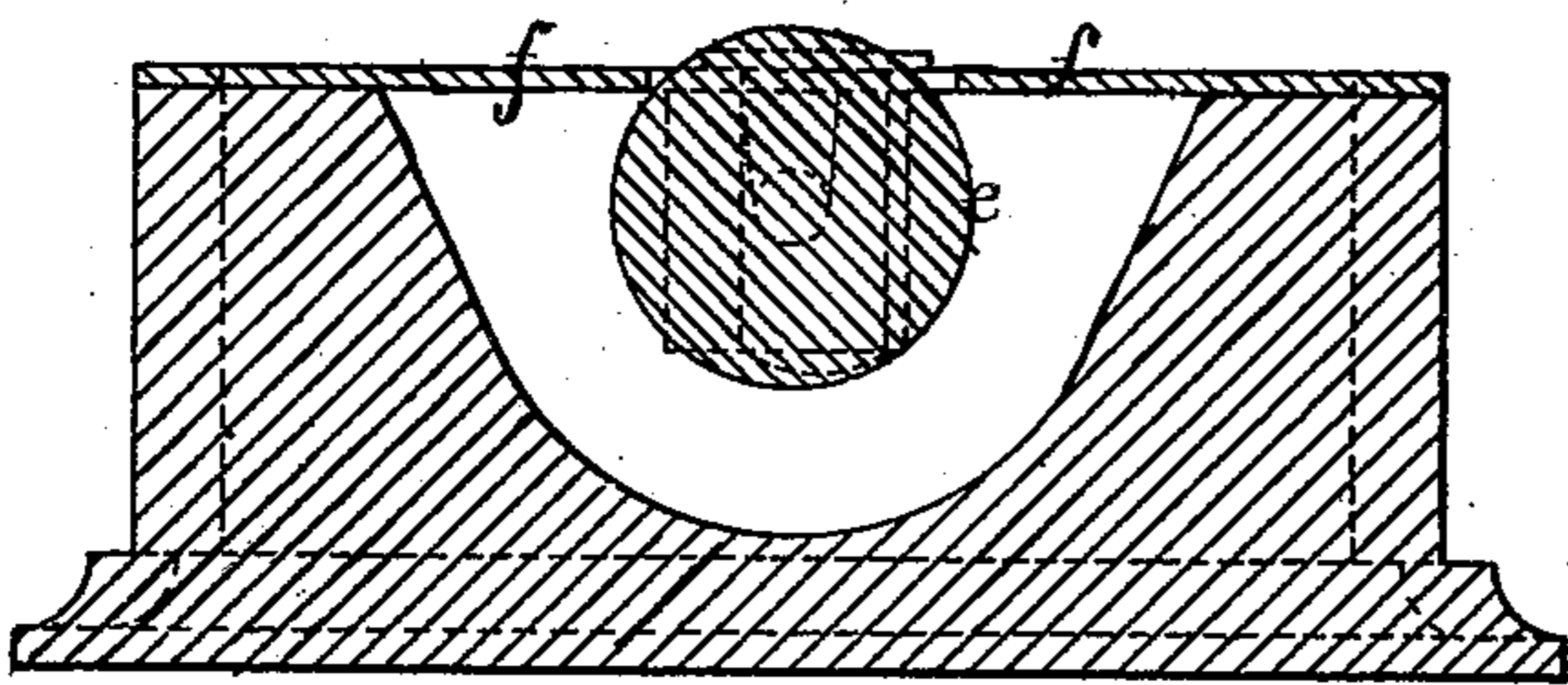


Fig. 2.

Witnesses.

Chas. F. Sleeper,  
Wm. Sherburne,

Inventor.


John H. Williston  
by his atty. N. K. Jewell

J. H. WILLISTON.  
ADDRESSING MACHINE.

No. 187,335.

Patented Feb. 13, 1877.

Fig. 4.



Attest:

Chas. F. Sleeper.  
Wm. Sherburne

Inventor:

John H. Williston  
by his atty A. S. Jewell

# UNITED STATES PATENT OFFICE.

JOHN H. WILLISTON, OF MARION, OHIO.

## IMPROVEMENT IN ADDRESSING-MACHINES.

Specification forming part of Letters Patent No. **187,335**, dated February 13, 1877; application filed February 14, 1876.

*To all whom it may concern:*

Be it known that I, JOHN H. WILLISTON, of Marion, Marion county, Ohio, have invented certain Improvements in Addressing-Apparatus, &c., of which the following is a specification:

This invention relates to an improved apparatus for affixing labels, stamps, &c., upon papers, letters, or other surfaces; and it consists in the combination of a reel or shell upon or in which the strip of stamps or labels is coiled, with a strap or thong for attaching the same to the arm of the operator, and a suitable moistening or gumming apparatus entirely detached from the reel or shell, but co-operating therewith; also, in the combination with the strip-holder and moistener of a cut-off and pressing device, worn upon one finger, for severing the label and affixing it as desired; also, in the combination of a cut-off and pressing device, as described, with a moistening apparatus entirely detached therefrom, but co-operating therewith, both together, adapted to be used with a dry gummed and printed slip, as hereinafter set forth.

In the drawings, Figure 1 is a side view of the strip holder or reel, with part of the case broken away. Fig. 2 is a longitudinal section of the moistening or gumming device, and Fig. 3 is a perspective view of the strip cutter and presser.

Heretofore, in devices for affixing labels to newspapers, &c., it has been customary to combine in one machine a paste-cup, a shell for holding a printed slip, an endless belt for carrying the slip forward, and a cutting device—all these parts operated by one hand, and acting together automatically to gum, to feed, and to sever the labels.

The primary object of my invention is to simplify and cheapen the apparatus requisite in this operation, and I accomplish it by separating the parts one from another, and manipulating one part by the right arm and another by the left, while the moistening device is independent of both, and the carrying-belt is omitted.

The addresses to be affixed are printed in long strips upon gummed or other paper, and these strips, composed usually of several shorter ones, gummed end to end, are coiled

upon the reel *a*, which is secured to the right arm of the operator by the strap *b*, which holds the arm-piece *c* firmly to the forearm.

If it is desired to incase the reel for protecting the strip, or for other purposes, it may be done in any suitable manner, and the reel-spindle may project through the case, so that the printed slip may be conveniently rolled up thereby. A light spring, *d*, bears against the periphery of the printed roll to prevent it from uncoiling.

The moistening device consists of a roller, *e*, revolving in a trough of water, the roller-surface being by preference covered with some absorbent material to retain the moisture. A few inches of the end of the printed strip *g*, drawn from the reel, is passed over the roller, upon which it is pressed by the left hand for the purpose of moistening the mucilage surface of the paper; and the moistened label at the outer end of the strip is pressed upon the article to which it is to be affixed by the cutting device, borne upon one of the fingers of the left hand. After a moment's pressure thereon the remainder of the strip is torn or cut off by being brought to bear against the edge of the knife. The next label, and each succeeding one, is affixed and cut off in the same manner.

The knife or presser *h* is provided with a spring loop or ring, *i*, into which the forefinger or thumb of the left hand is inserted, and by which it is operated, thus leaving the other fingers at liberty. There is a decided advantage in having the cutting-tool independent of the other devices, particularly where the labels vary in size, since it is then necessary to cut the strip at a greater or less distance from the end, which cannot be done readily in an automatic apparatus where the feed is uniform.

The moistening device stands upon the table before the operator, whose right hand is free to manipulate the printed slip, and to bring the end label, when moistened, upon the paper to which it is to be affixed, while the disengaged fingers and thumb of the left hand remove the paper when stamped. The simplicity and convenience of this arrangement are apparent.

If it is preferred to use ordinary paper, not

gummed for the label strips, it will be necessary to place adhesive material in the trough in which the roller turns, and the strip of labels is gummed by drawing it with a slight pressure over this roller. I provide the trough with a close-fitting cover, *f*, through which the upper part of the roller projects. The cover has a slight lateral play, so that the edge of the aperture through which the roller protrudes may be pressed very close to the face of the roller, regulating the flow of the mucilage or paste. The cover also prevents evaporation of the gum.

I claim as of my invention—

1. The cutting and pressing device herein described, consisting of the blade *h* and finger-clasp *i*, substantially as and for the purpose specified.

2. In an apparatus for affixing labels from a printed strip, and in combination with such strip, a cutting and pressing device, as herein described, with a reel and moistening device, these separate parts being adapted for joint operation, substantially as set forth.

3. In an addressing or stamping apparatus, a cutting and pressing device adapted to sever the label after it is applied to the object, in combination with a label strip and strip-holder, and a moistening device, these separate parts being adapted for joint operation, substantially as set forth.

JOHN H. WILLISTON.

Witnesses:

A. H. SPENCER,  
H. W. SPENCER.