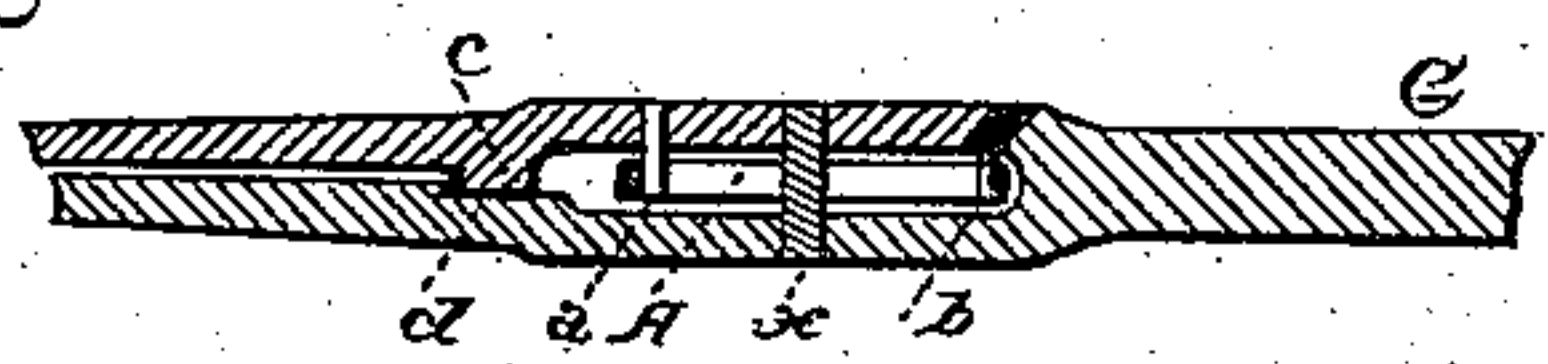
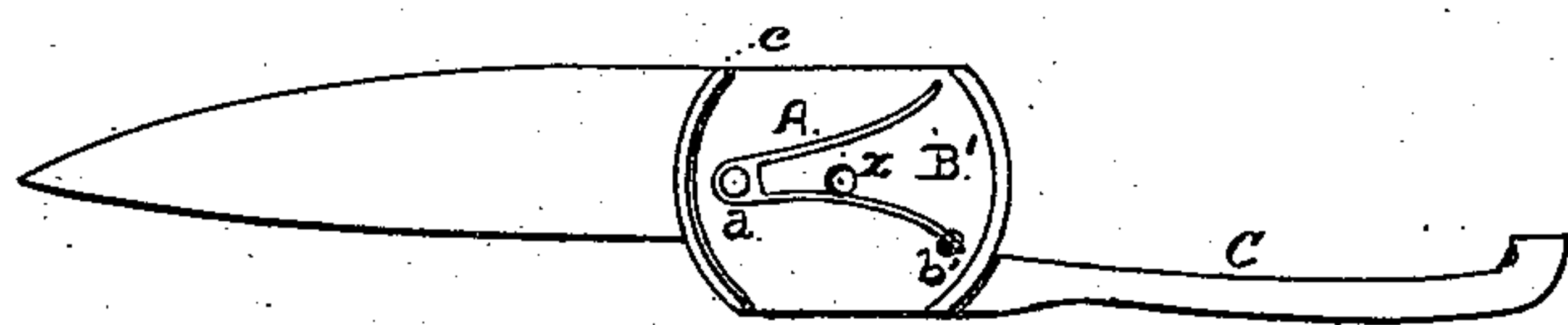
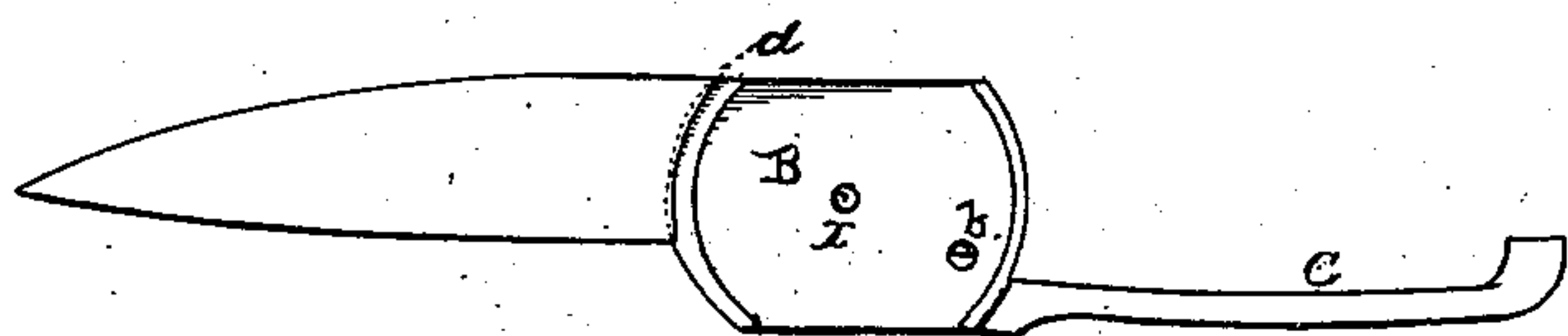
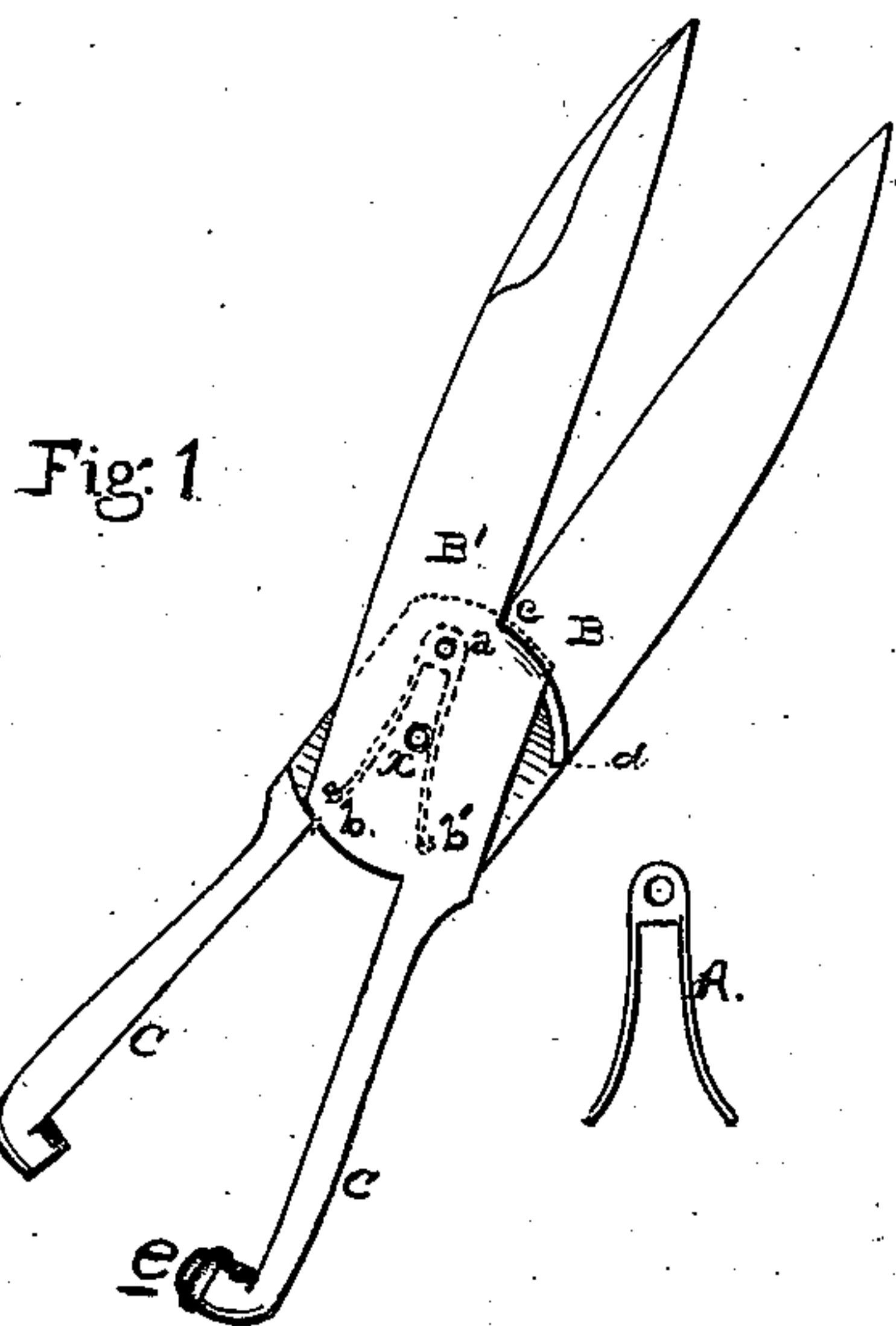


W. GEORGE.
SHEEP-SHEARS.

No. 187,266.

Patented Feb. 13, 1877.



Witnesses:

Herbert C. Lorr
Wm E. Paige

Inventor:

William George
By Wm M. Smith atty.

UNITED STATES PATENT OFFICE.

WILLIAM GEORGE, OF MODESTO, CALIFORNIA.

IMPROVEMENT IN SHEEP-SHEARS.

Specification forming part of Letters Patent No. **187,266**, dated February 13, 1877; application filed August 3, 1876.

To all whom it may concern:

Be it known that I, WILLIAM GEORGE, of Modesto, Stanislaus county, State of California, have invented an Improved Sheep-Shears, of which the following is a specification:

My invention relates to an improvement in sheep-shears; and consists in the peculiar construction of the blades, having formed between them a tongue-and-groove chamber or recess; and, further, in the novel arrangement and combination therewith of a spring for actuating the shears, all as more fully hereinafter described and definitely claimed.

Figure 1 of the accompanying drawings is a view of my improved shears, showing their form and the shape and arrangement of the spring. Fig. 2 is a view of the two parts separated from each other. Fig. 3 is a longitudinal section of the same, with the blades closed.

A is the spring, with two arms and a central hole, *a*, that fits upon a pivot in the blade B'. The ends of this spring, when the two halves B B' are brought together, come in contact with and press against the pins *b b*, one on the inner face of the blade B and the other on that of the blade B'. The shank of the blade B' at the part *c* is beveled or finished with an inclined curved surface, that fits into and within the curved groove *d*, formed in the shank of the blade B, so that when the two parts are placed together and the rivet *x* inserted in position the blades are held by these parts *c d* in close and proper cutting relation with each other, and all tendency to separate or spread is thus prevented, the edge *c* turning and working within the recess *d*.

As thus constructed and arranged, the blades of my improved shears are thrown apart when the handles C C' are released, as the spring A between the shanks B B' presses the one arm against the pin *b* of the blade B and the other against the pin *b'* of the blade B'. The rivet *x* holds the parts together, and the edges *c d* of the shanks prevent the blades from spreading. The ends of the handles are relieved from the concussion of the two parts striking against each other by the rubber buffer or spring *e*.

Having thus fully described my invention, what I claim as new, and desire to secure by Letters Patent, is—

1. In a pair of sheep-shears, the combination, with the curved bevel edge *c* on the shank of one of the blades, of the curved slot or recess *d* on the shank of the other blade, operating substantially in the manner set forth.

2. In a pair of sheep-shears, the combination, with the blades B B', having the curved slot or recess *d* and the curved bevel edge *c*, of the chambered spring *a*, working on pins *b b'*, all constructed, arranged, and operating substantially as described and shown, for the purpose specified.

In testimony that I claim the foregoing I have hereunto set my hand and seal this 15th day of May, 1876.

WILLIAM GEORGE. [L. s.]

Witnesses:

C. W. M. SMITH,
PHILIP MAHLER.