

S. J. VAN STAVOREN.
BROOM-HOLDER.

No. 187,202.

Patented Feb. 6, 1877.

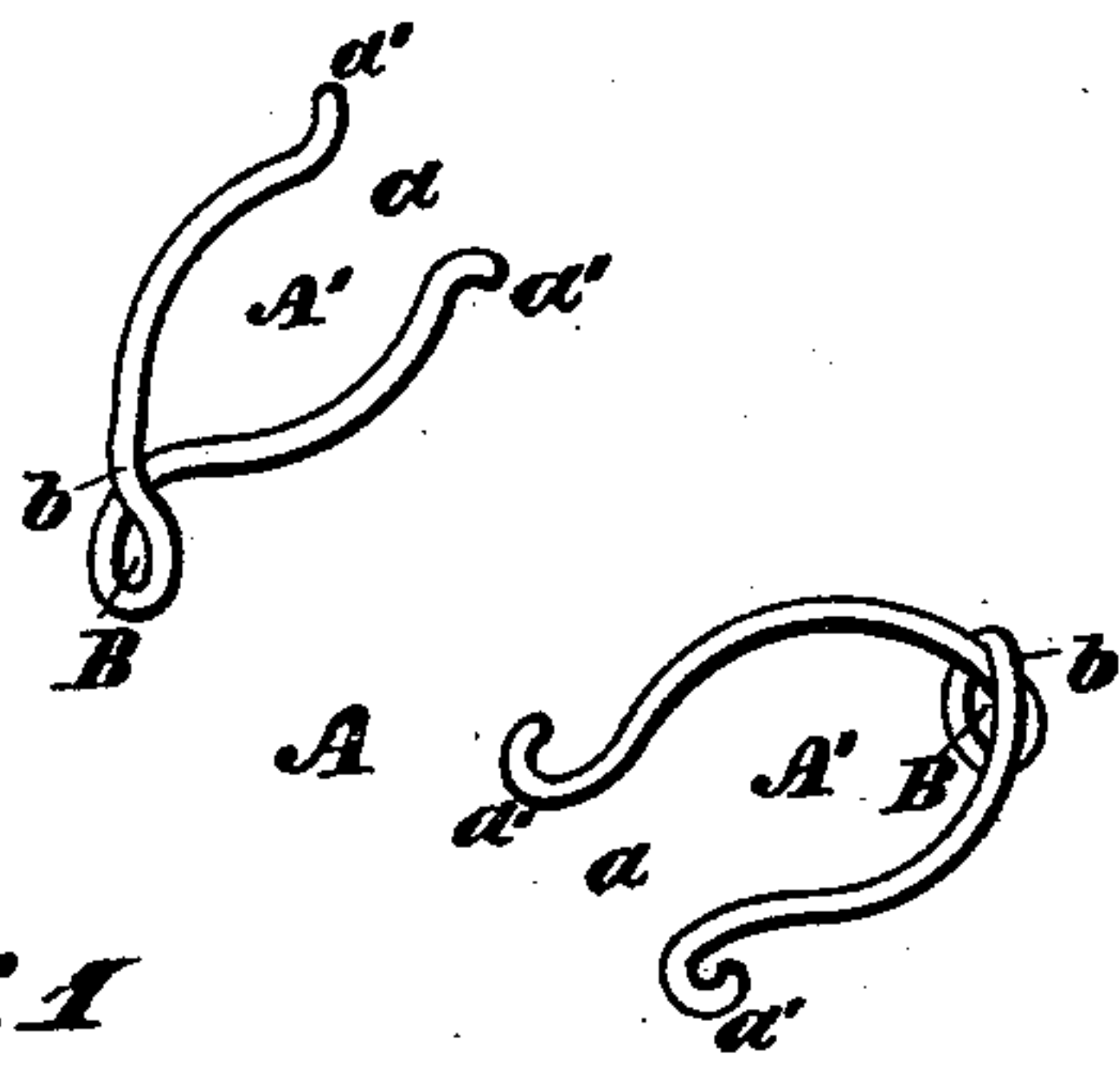


Fig. 1

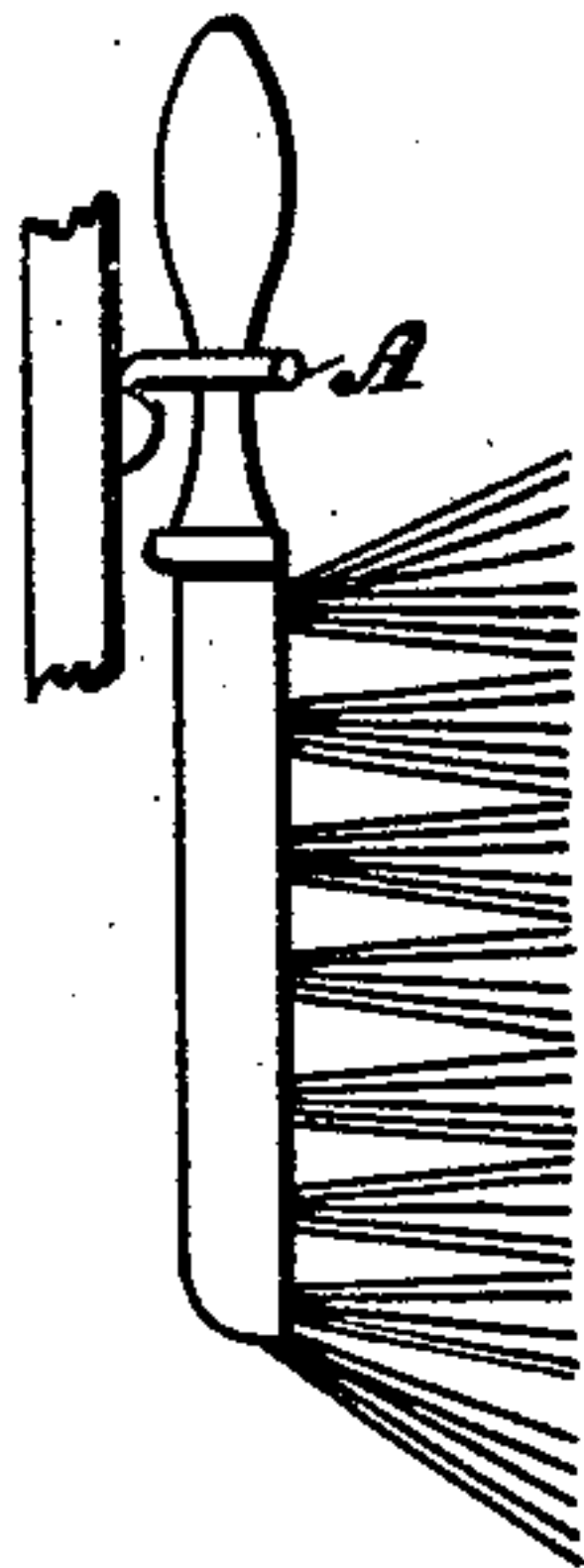


Fig. 3




Fig. 2

Witnesses
Jos. B. Connolly
W. E. Chaffer

Inventor
Samuel J. Van Stavoren
Connolly & Co
Attorneys

UNITED STATES PATENT OFFICE.

SAMUEL J. VAN STAVOREN, OF PHILADELPHIA, PENNSYLVANIA.

IMPROVEMENT IN BROOM-HOLDERS.

Specification forming part of Letters Patent No. 187,202, dated February 6, 1877; application filed May 25, 1876.

To all whom it may concern :

Be it known that I, SAMUEL J. VAN STAVOREN, of Philadelphia, in the county of Philadelphia, and State of Pennsylvania, have invented certain new and useful Improved Broom and Tool Holding Clamp; and I do hereby declare the following to be a full, clear, and exact description of the invention, such as will enable others skilled in the art to which it pertains to make and use it, reference being had to the accompanying drawings, which form part of this specification, in which—

Figure 1 shows my invention in perspective. Fig. 2 shows it holding a broom, and Fig. 3 is a side view of the same holding a brush.

The object of my invention is to provide a cheap and convenient device for holding brooms, brushes, tools, and other articles of like nature; and consists of a holder, which is made of one strip of metal or piece of wire throughout, bent and fashioned to the required shape, as hereinafter more fully set forth.

The device or holder has, at one extremity, a loop, which is formed by crossing the wire upon itself; and said loop is then struck up at right angles to the body of the holder, forming an eye for the passage of a screw or nail, by which it is secured to the wall, and thus providing a holder in which the eye or passage for the screw or nail, the spring, and the main body of the holder, are formed of one strip or piece of wire.

The operation of crossing the wire and striking up the loop gives to the holder the requisite spring or gripe for retaining the brooms, brushes, &c., which may be placed therein.

Referring to the accompanying drawing, A represents a clamp or holder formed of one strip or piece of wire, having the opening A', the contracted portion or neck *a*, and flaring ends *a' a'*, said wire crossing itself at *b*, and forming the loop or eye B. Said clamp is constructed substantially in the following manner: A length of wire is taken and bent and formed as shown, having the opening A', contracted neck *a*, and flaring ends *a' a'*, loop or eye B, formed by crossing the wire upon itself, as shown at *b*. The eye or loop B is then struck up at the point *b* from a horizontal to a perpendicular position, so as to form a right angle with the opening A', thus forming an eye for the passage of the nail or screw which secures the holder to the wall. This operation of striking up the loop also forms and gives to the holder the necessary spring for firmly retaining any article that may be placed therein.

What I claim as my invention is—

A broom or tool holding clamp composed of one piece of wire bent and struck substantially as described, to form two elastic or spring arms intersecting each other, and an eye or loop for fastening the device to a wall or other fixture, said eye being bent to a right angle with the arms, as set forth.

In testimony that I claim the foregoing I have hereunto set my hand this 5th day of May, 1876.

SAMUEL J. VAN STAVOREN.

Witnesses :

GEO. C. SHELMEKDINE,
JOS. B. CONNOLLY.