

H. F. NOYES.
CARPET-SWEEPER.

No. 187,166.

Patented Feb. 6, 1877.

Fig. 1.

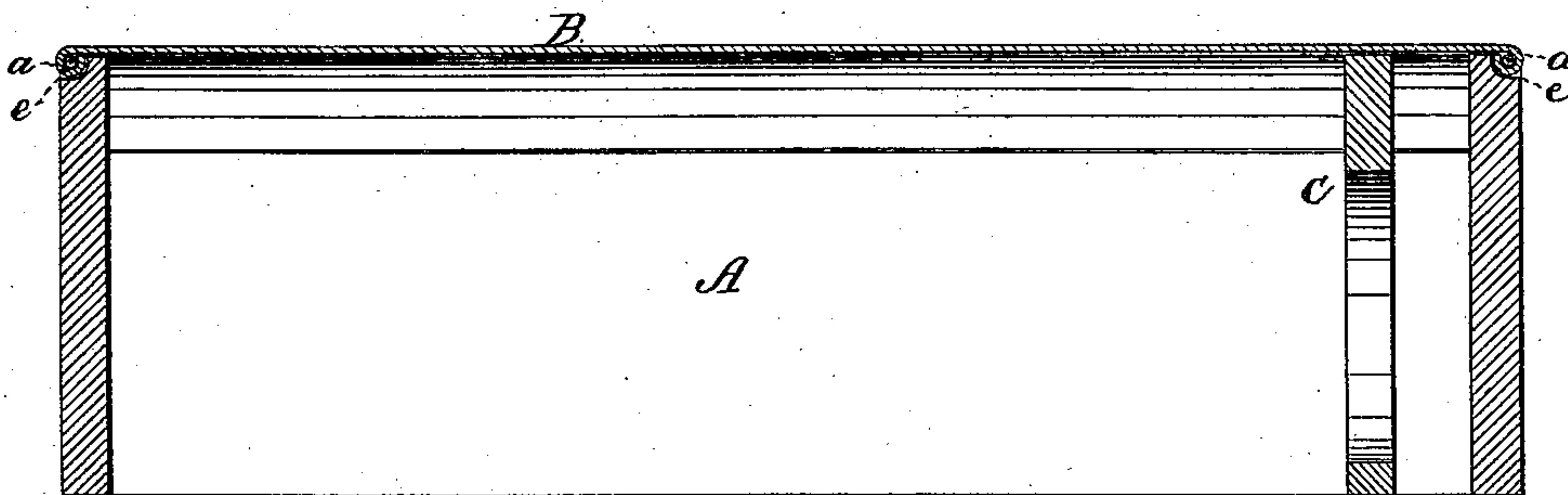


Fig. 2.

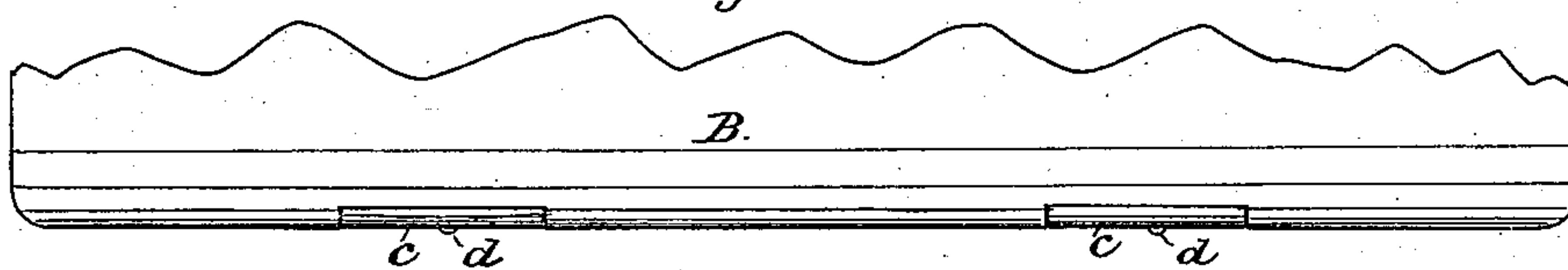


Fig. 3.

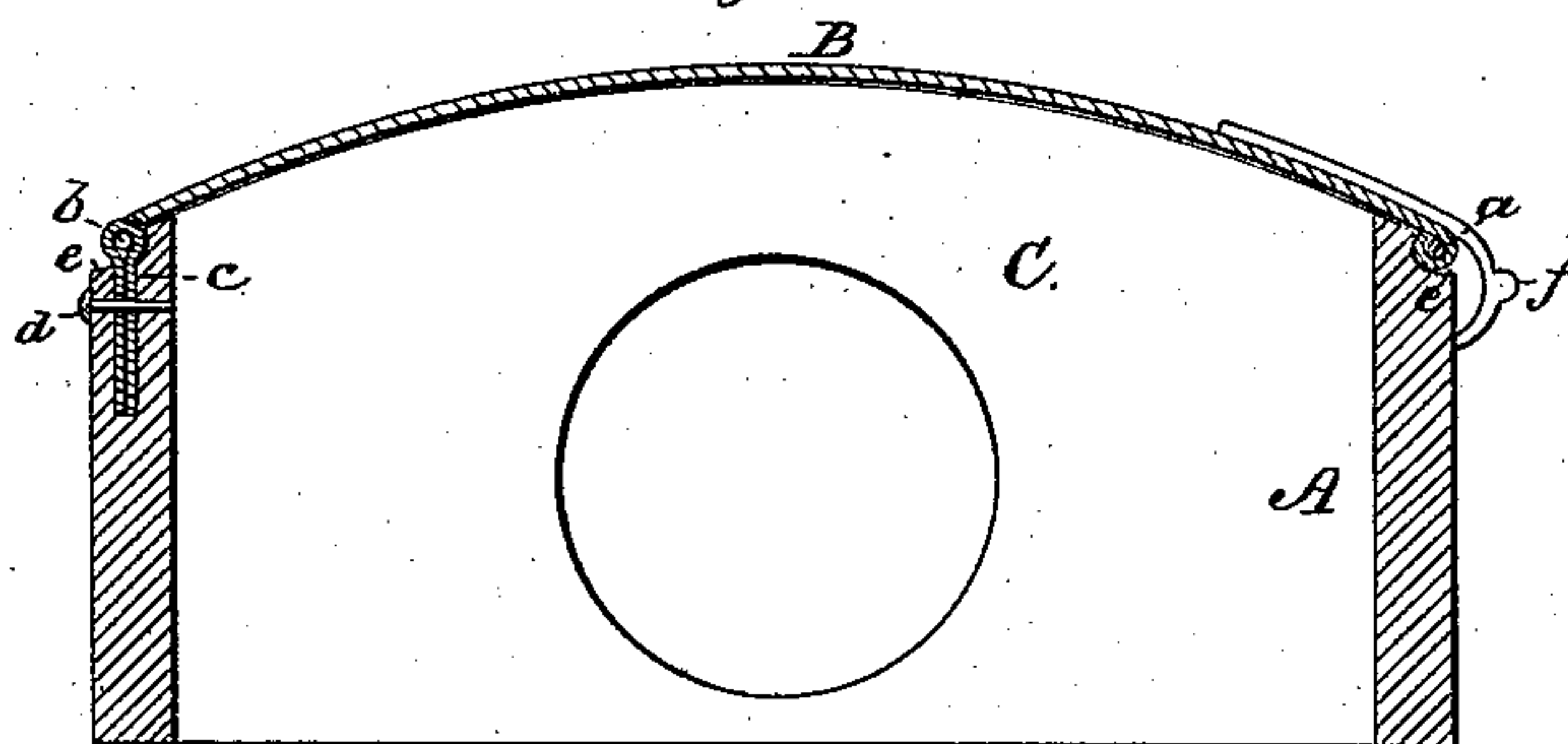



Fig. 4.



WITNESSES:

W. W. Hollingsworth
Edw. W. Dyer

INVENTOR:

Henry F. Noyes.

BY

Henry F. Noyes

ATTORNEYS.

UNITED STATES PATENT OFFICE

HENRY F. NOYES, OF BOSTON, MASSACHUSETTS.

IMPROVEMENT IN CARPET-SWEEPERS.

Specification forming part of Letters Patent No. **187,166**, dated February 6, 1877; application filed January 12, 1877.

To all whom it may concern:

Be it known that I, HENRY F. NOYES, of Boston, in the county of Suffolk and State of Massachusetts, have invented a new and Improved Carpet-Sweeper; and I do hereby declare that the following is a full, clear, and exact description of the same, reference being had to the accompanying drawing, forming part of this specification, in which—

Figure 1 is a longitudinal, and Fig. 3 a transverse, section of the case. Fig. 2 is a plan view of the rear portion of the case. Fig. 4 is a front elevation.

My invention relates to an improved form of box or case for carpet-sweepers; and it consists in the construction and arrangement of the hinges for fastening the lid or cover of the case to the frame, which hinges are formed of straps of metal, arranged to embrace a pintle contained within a marginal bead of the cover, and having their leaves extended vertically downward into mortises or slits cut edgewise in the rear board of the frame, wherein they are secured by rivets. It also consists in constructing the arched metal top with a marginal bead, and the edge of the frame with a corresponding groove, and combining the two, so as to prevent the escape of dust.

In the drawing, A represents the case or box which contains the working parts of the device, which are not shown. This case is made as strongly as is consistent with neatness and lightness, and is formed of four boards, dovetailed together, and rounded off at the corners to avoid marring the furniture. The boards are arranged in rectangular form, with the end boards arched at the top to fit a correspondingly-arched cover, B. Within this case the usual revolving brush is arranged longitudinally with the same, and projecting a sufficient distance below the lower edge of the case to engage with and sweep the carpet. This brush is mounted upon pivots, and one end passes through an opening in a transverse partition, C, into an end compartment, to engage with and receive motion from the drive-wheels arranged in this said end compartment, so that when the device is pushed across the floor, by means of

any suitable handle, the frictional contact of the drive-wheels with the carpet rotates the brush, and the latter sweeps up the dust and dirt into dust-pans arranged beside the same.

In carrying out my invention, I form the arched sheet-metal cover with a marginal bead, *a*, about an inclosed wire or rod, *b*. This bead is cut away at the rear, so as to leave the wire *b* exposed, which latter, at such cut-away parts, forms the pintle of the hinges *c c*. These hinges are constructed of straps of metal, bent around the pintle, with their leaves or free ends brought together and extended vertically downward into vertical mortises or slits cut edgewise into the rear board of the frame, the said hinges being fastened to the said rear board by a single rivet, *d*, passing through the slitted portion of the board and the perforated leaves of the hinge.

This construction and arrangement of hinge, it will be seen, enables me to avoid scarring the furniture, incident to its location upon the outside, and prevents it from becoming obstructed and clogged with dust, incident to its location upon the inside. It is also of simple and durable construction, and enables me to have a tighter joint at the rear to prevent the escape of dust through the crack.

To still further prevent the escape of dust, which, from the agitation of air in the case, and the current produced by the brush, is liable to escape through small cracks, I form upon the outer edge of the frame-boards, all around the case, a groove, *e*, into which the marginal bead *a* of the cover closely fits when the latter is fastened down by a spring-catch, *f*, so as to render the case tight against the escape of dust.

The wood-work of the case as thus described is nicely finished, and the sheet-metal cover japanned and neatly ornamented.

Having thus described my invention, what I claim as new is—

1. The combination of the frame of a carpet-sweeper, having vertical edgewise mortises or slits, the cover provided with a marginal bead, cut away to form a pintle, and a strap-hinge arranged to embrace the said pintle, and have its leaves or extensions secured

in the slit or mortise by means of a rivet, substantially as and for the purpose described.

2. The combination, with the frame A, having a groove upon its upper edge, of the hinged cover, having a marginal bead to fit within said groove, and a fastening to hold the parts together, substantially as described.

The above specification of my invention signed by me this 2d day of January, A. D. 1877.

HENRY F. NOYES.

Witnesses:

WM. B. H. DOWSE,
HENRY J. STEVENS.