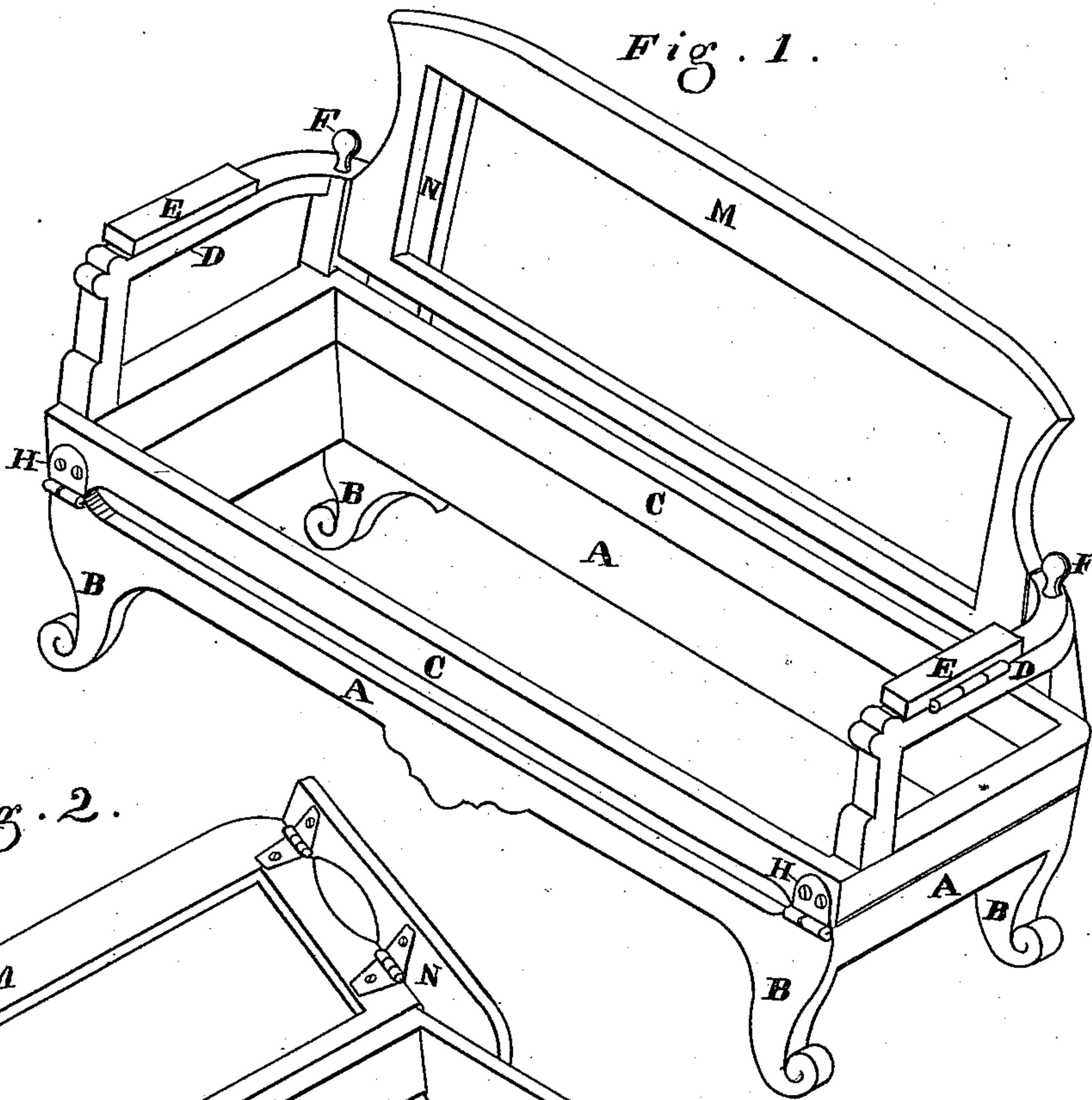


A. HANSEN.  
SOFA-BEDSTEAD.

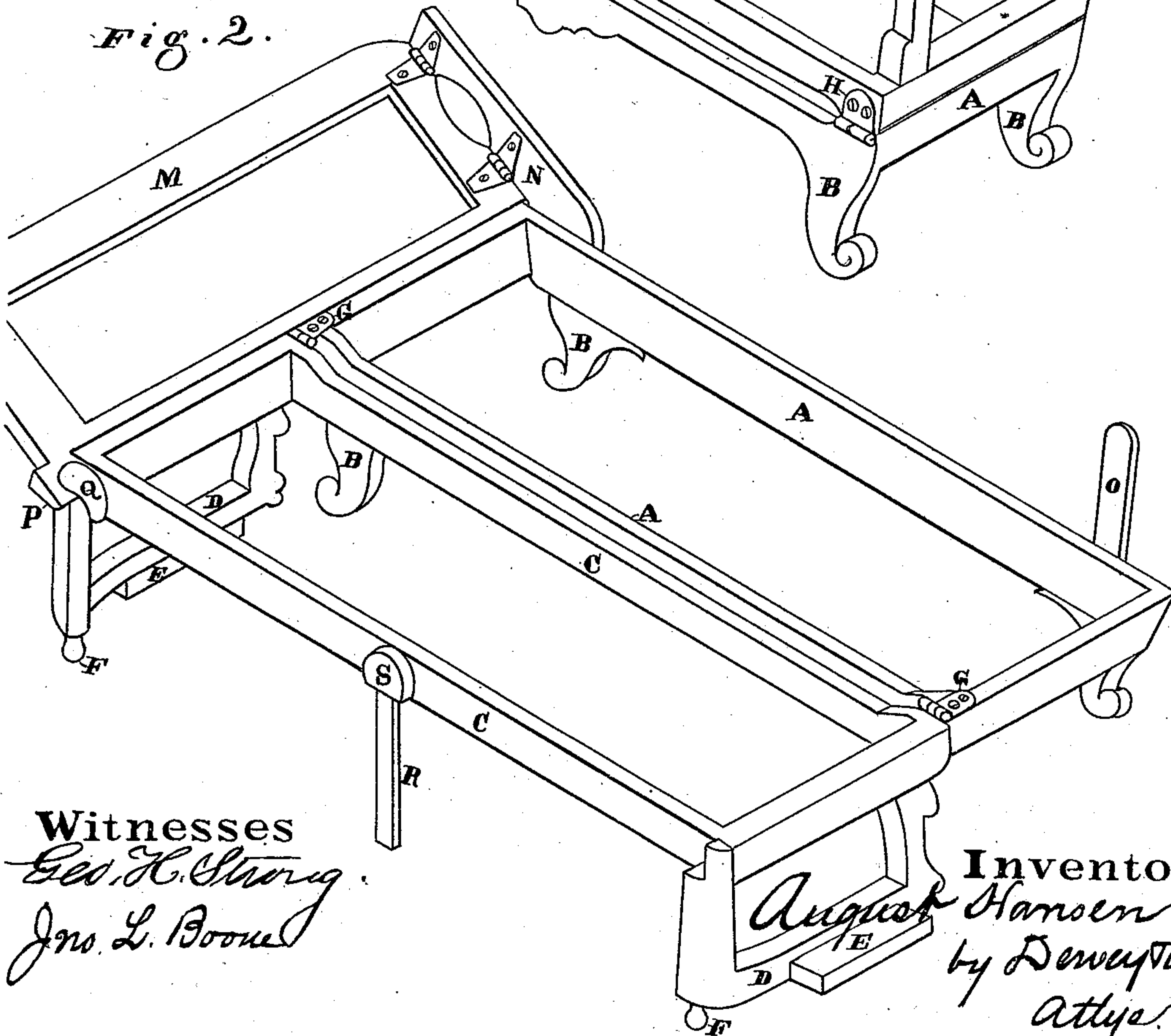
No. 187,133.

Patented Feb. 6, 1877.

*Fig. 1.*



*Fig. 2.*



Witnesses  
*Geo. H. Strong*  
*Jno. L. Boone*

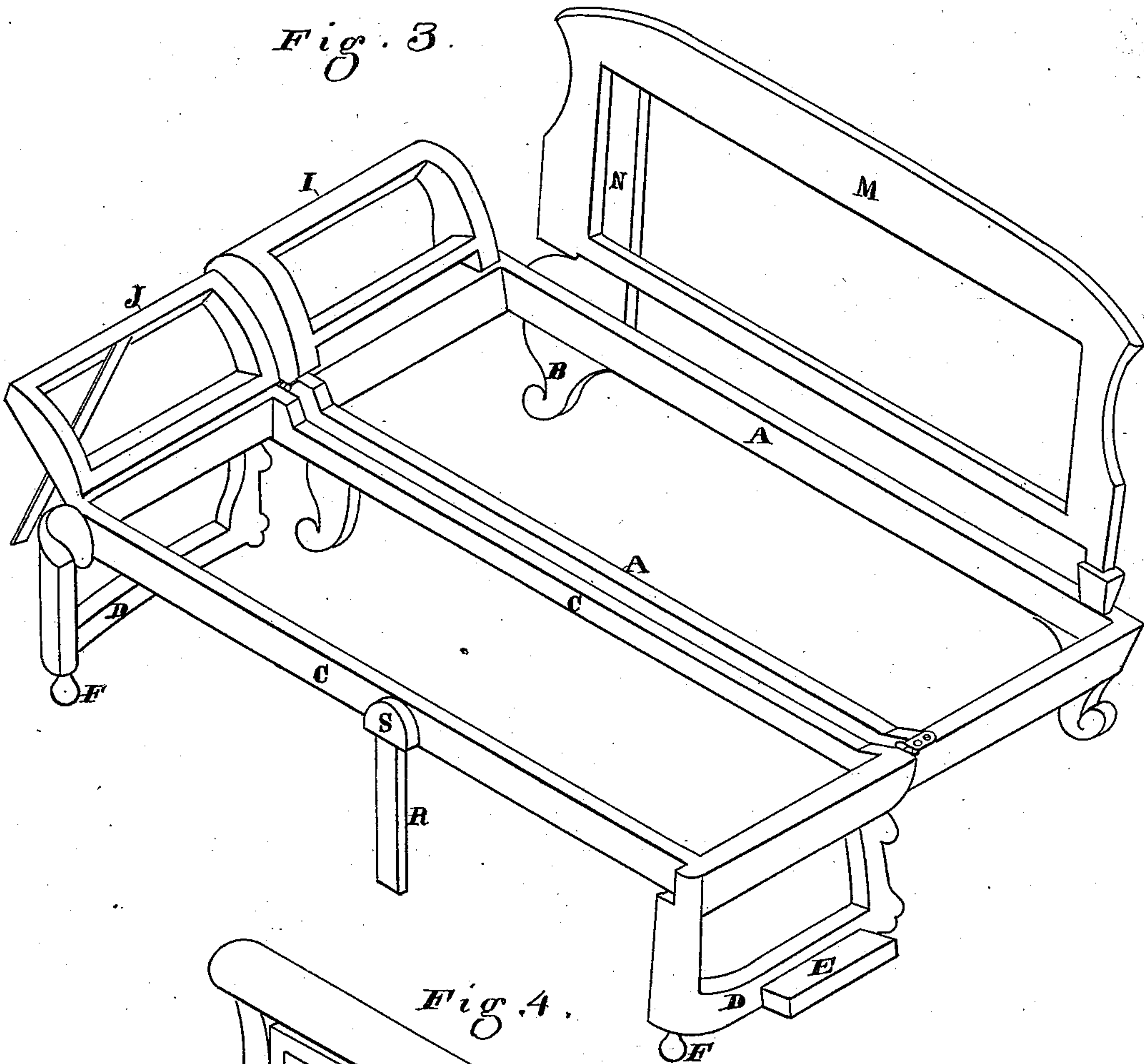
Inventor  
*August Hansen*  
by *Dewey & Co.*  
*Attys.*

A. HANSEN.  
SOFA-BEDSTEAD.

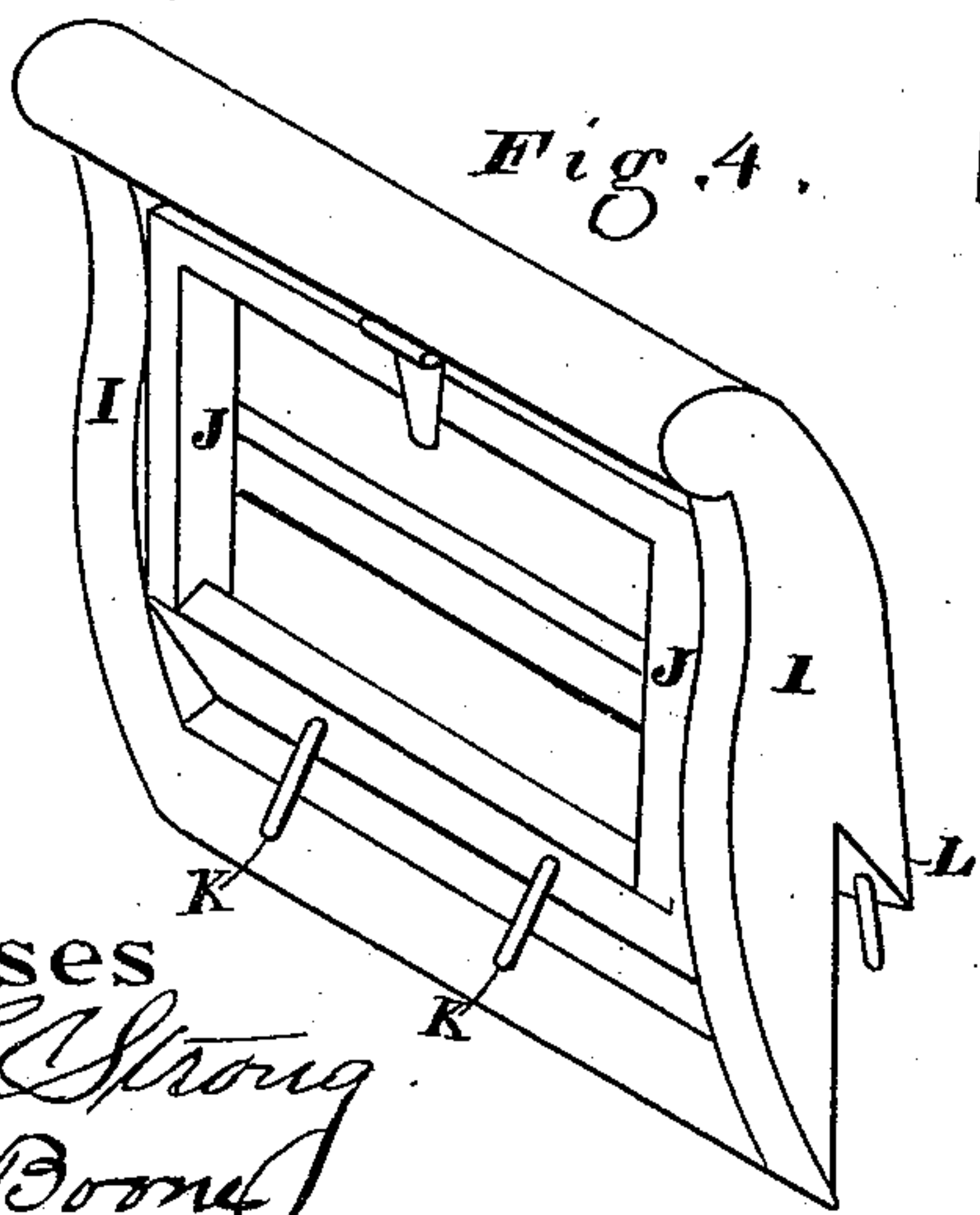
No. 187,133.

Patented Feb. 6, 1877.

*Fig. 3.*



*Fig. 4.*



Witnesses

*Geo. H. Strong*  
*Jno. L. Boone*

Inventor

*August Hansen*  
*by Dewey & Co*  
*Attorneys*



# UNITED STATES PATENT OFFICE.

AUGUST HANSEN, OF SAN FRANCISCO, CALIFORNIA.

## IMPROVEMENT IN SOFA-BEDSTEADS.

Specification forming part of Letters Patent No. 187,133, dated February 6, 1877; application filed November 25, 1876.

*To all whom it may concern:*

Be it known that I, AUGUST HANSEN, of the city and county of San Francisco and State of California, have invented an Improved Sofa and Bed; and I do hereby declare the following to be a full, clear, and exact description thereof, reference being had to the accompanying drawings.

My invention relates to a novel construction for that class of household furniture known as sofa-beds; and it consists in the formation of a double sofa-bottom, so hinged as to be opened outward to provide a proper width for a bed, and, in combination with this, a sofa-back, so hinged as to swing across the head of the converted bed, where it is inclined and held in position by a locking device. A mid-leg may support the front of the bed; and the upholstered arms of the sofa are hinged so as to be turned back before opening out the hinged bottom, thus protecting them from wear upon the floor or carpet.

In combination with this sofa I employ a double detachable head-piece, composed of two parts, which, when not in use, may be shut up together, but are separable for use. The hinges by which the two parts of the bed are connected are so made as to brace and resist the separation of the parts.

Referring to the accompanying drawings for a more complete explanation of my invention, Figure 1 is a view of my sofa. Fig. 2 shows it opened out, with the back M forming the head-board. Fig. 3 shows the parts I and J serving as a head-board. Fig. 4 shows the parts I and J placed together.

A is the main frame of my sofa, which is supported upon legs B in the usual manner. C is a supplemental frame, which is made to fit the top of the main frame, and is hinged to its front, so as to be closed upon the top of the main frame, or opened out to form a bed, whenever desired. The arms D are made a part of this frame C, and when it is opened out these arms may serve as supports to the front section of the bed. In the construction of fine sofas, however, the middle portion of the arm is upholstered, and, in order to protect this from injury when the sofa is opened out to form a bed, I have hinged the portion E, which receives this upholstering, so that it may

be turned outward, and when the front is turned down it will be supported upon the ornamental knobs F, while the upholstering is entirely protected from contact with the floor by its position. The hinges which unite these two parts of the frame are made so that the leaf G is secured horizontally to the main frame A, while the leaf H is secured vertically to the supplemental frame, and this will be its position whether the bed be opened or closed.

It will be seen that by this construction the strain upon the screws caused by the weight will not fall in a direction to draw them out, but at right angles with them, and the supplemental frame C will, consequently, be strongly attached to the main frame. The detachable head-piece of my sofa or lounge consists of two parts, I and J, which are so constructed to fit one into the other, as shown, and be held by suitable latches when not in use. When the bed is opened out they are taken apart, and the part I is fitted to the frame A, being held by the pins K and the shoulder and extension L, while the other part, J, is secured to the frame C, thus making a complete head-board. The back M of my sofa is hinged at one end to a strong vertical piece of timber, N, which rises from the frame A, being pivoted to the back timber by a strong bolt. The opposite end of the back simply rests against the upright timber O, and may be attached to it, so that when used as a sofa all parts will be perfectly rigid. When, however, the parts have been opened out to form a bed, this back is swung around upon its hinges until it stands across the head of the bed. The upright timber N then turns on its pivot until the back M lies nearly flat, when the point P is inserted into the socket Q, and this will hold the extension thus formed by the back firmly in place. It will be seen that this extension makes the bed long enough for a tall person; and when it is to be used the head-pieces I J will not be needed, or will be attached to its upper end; but, in ordinary cases, when this extension is not to be used, it will retain its usual position, and thus form one side to the bed. The mid-leg R is pivoted within the socket S, so that it can be shut up and lie closely along the rail of the part C when not in use, but is turned down to support it when the bed is made.

Having thus described my invention, what I claim as new, and desire to secure by Letters Patent, is—

1. In combination with the frame A and the frame C, constructed as shown, the uniting-hinges, composed of the leaves G and H, attached to the respective parts, as described, whereby the strain acts at right angles to the holding-screws, substantially as herein set forth.

2. The detachable head-piece, composed of the parts I and J, fitted together, as shown, and having the locking-shoulder and pins K L, substantially as herein described.

3. The swinging sofa-back M, hinged to the pivoted timber N, so as to swing around to form

an extension, and provided with the locking-point P and socket Q, or equivalent device, substantially as herein described.

4. The arms D of a sofa, provided with the hinged attachments E for receiving the upholstery, and so constructed as to be turned back when the frame C is turned down, thus preventing them from resting upon the floor, substantially as herein described.

In witness whereof I have hereunto set my hand and seal.

AUGUST HANSEN. [L. S.]

Witnesses:

OLWYN T. STACY,  
GEO. H. STRONG.