

D. WECKERLIN.

INKING-ROLLER SOCKETS.

No. 187,071.

Patented Feb. 6, 1877.

Fig. 1

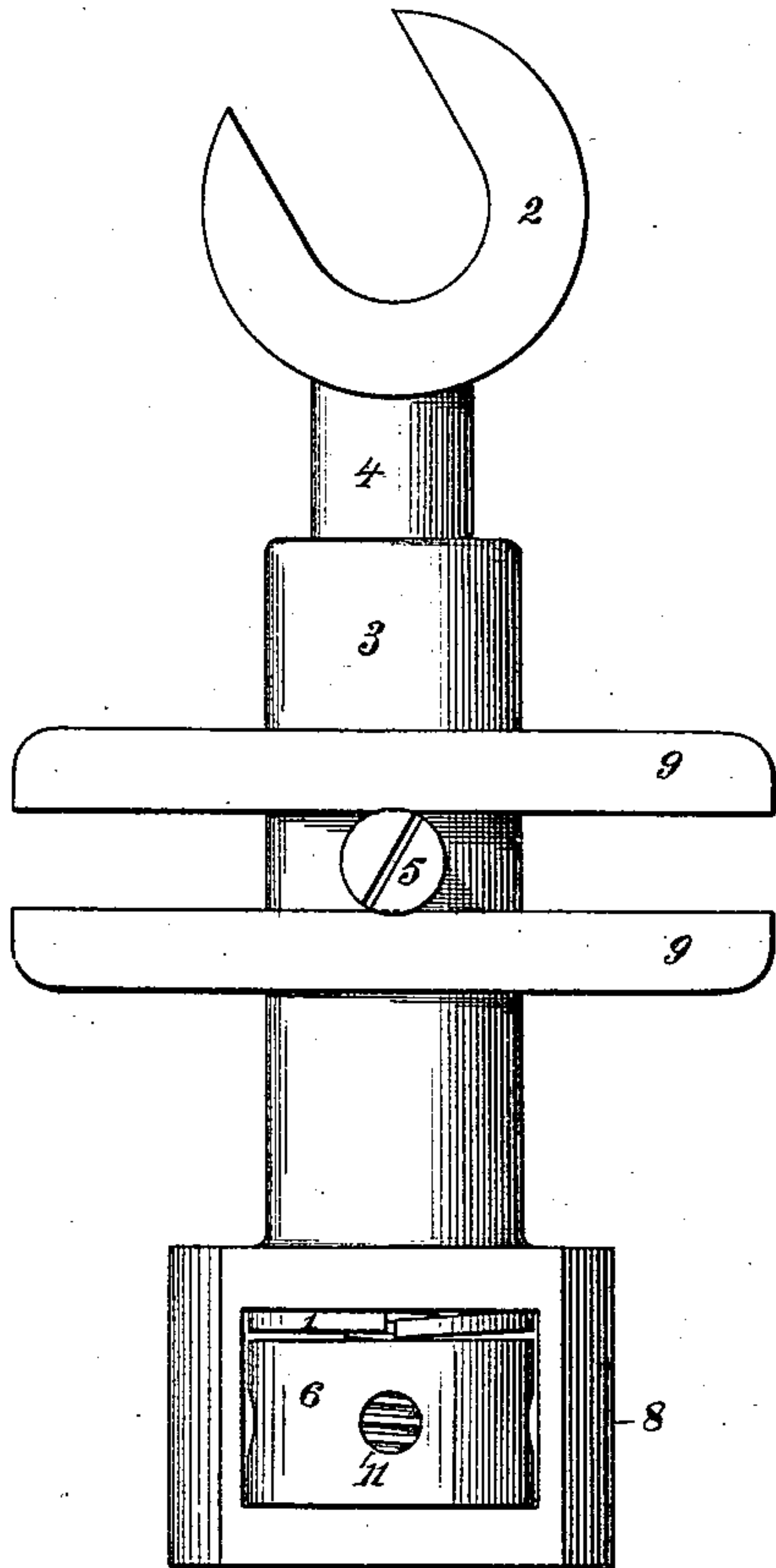


Fig. 2.

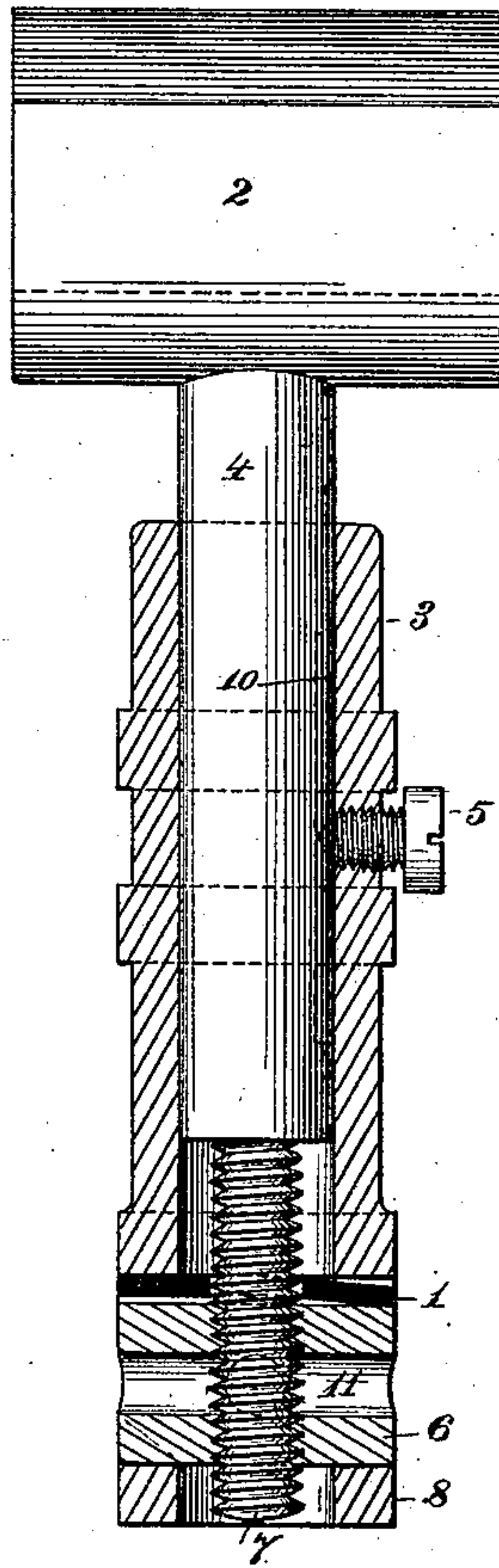


Fig. 4.

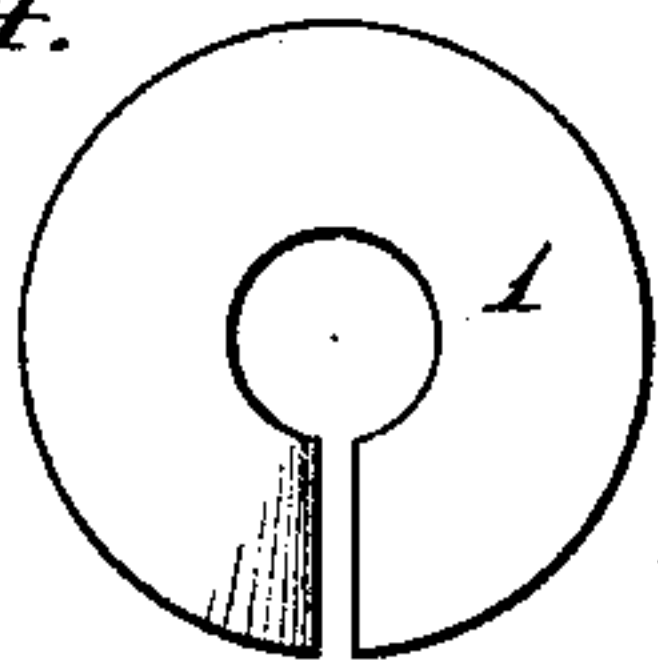
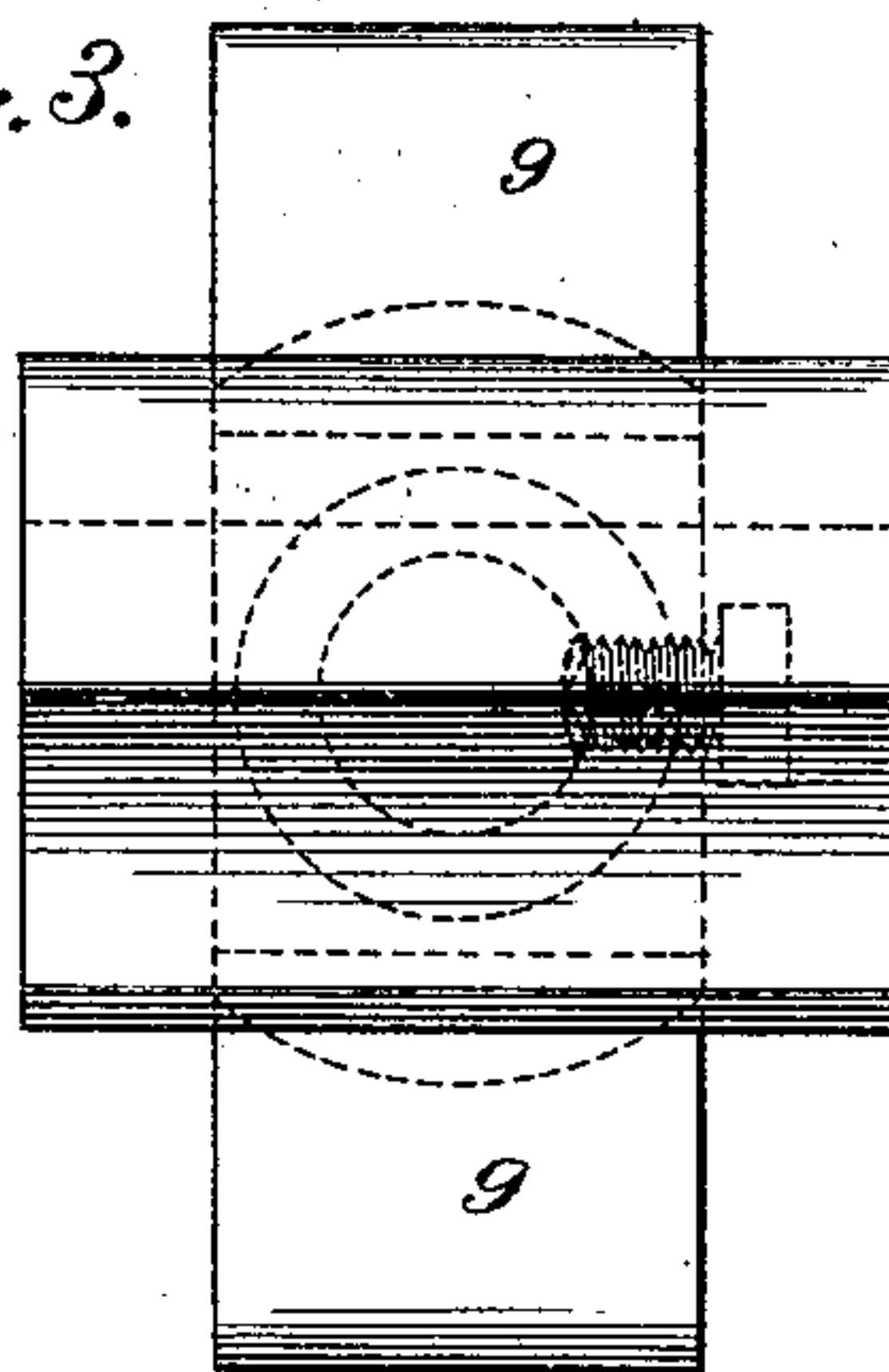


Fig. 5.



Fig. 3.



WITNESSES:

John C. Kluber,
Louis C. Ford

INVENTOR:

D. Weckerlin,
By Munson & Philippi,
ATTORNEYS

UNITED STATES PATENT OFFICE

DOMINICK WECKERLIN, OF BROOKLYN, ASSIGNOR TO R. HOE & CO., OF
NEW YORK, N. Y.

IMPROVEMENT IN INKING-ROLLER SOCKETS.

Specification forming part of Letters Patent No. **187,071**, dated February 6, 1877; application filed
October 11, 1876.

To all whom it may concern:

Be it known that I, DOMINICK WECKERLIN, of the city of Brooklyn, county of Kings, State of New York, have invented a certain new and useful Improvement in Inking-Roller Sockets, of which the following is a specification:

In the accompanying drawings is shown, in Figure 1, a front elevation; Fig. 2, a side elevation; Fig. 3, a plan, and in Figs. 4 and 5 views of the washer.

This invention relates especially to the roller-sockets of the form-inking rollers of printing-presses, but it is adapted to support the shafts of other rollers where nice adjustments are required.

The invention consists in devices for adjusting the socket vertically in its sleeve or holder, which secure it from displacement, either by accident or the motion of the press, all of which will be particularly hereinafter set forth.

The sleeve or holder 3 is provided with parallel arms 9, extended at right angles, between which the ordinary clamping-screws which secure it to the frame of the press are extended. It is pierced longitudinally with a circular opening to receive the shank or spindle 4 of the socket 2, and, at its lower end is provided with a transverse opening, which affords a seat for the nut 6, through which nut 6 a screw-stem, 7, extending from the spindle 4, is introduced. A split-ring washer, 1, twisted as in Fig. 5, so as to form one coil of a spiral spring, encircles the screw-stem 7, and rests upon the nut 6, so as to bear upon its upper surface and the lower end of the holder 3. A longitudinal recess, 10, is cut in one side of the spindle 4, and receives the pointed end of a screw, 5, tapped through the holder 3. This screw 5 prevents any axial movement of the spindle 4, while it permits its movement longitudinally. These socket-holders are placed at opposite sides of the bed of a press, and are secured to the frame-work by clamping-

screws passing between the arms 9, and entering the side frames of the press. The roller supported in them may be adjusted into alignment with a companion roller, or with the cylinder of the press, by sliding the sockets sidewise upon the said clamp-screws.

The vertical adjustment of the roller is effected by raising or lowering either of the sockets, which is accomplished by turning the nut 6 in either direction by means of a tool entered into the holes 11; and in order that the adjustment thus effected may not be disturbed by the jarring motion of the press, (which has been found by experience to be sufficient to cause the slow yet positive rotation of the nut 6, and consequent elevation or depression of the spindle-socket,) the spring-washer 1 has been provided. The effect of this washer is to lock the nut 6 in any position of its rotation, the spring-pressure of the washer 1 against the nut and the end of the socket 3 being sufficient to cause it to act as a frictional lock upon the nut, holding it securely in place, and preventing its rotation, except by considerable power applied by a wrench or similar instrument to turn the same. The perfect adjustment of the inking-rollers effected by this improved device is thus preserved from alteration or disturbance by the movements of the press.

What is claimed is—

The combination, with the sleeve or holder, of the screw-threaded socket-shank, adjusting-nut, and locking-washer, substantially as described.

In testimony whereof I have signed my name to this specification in the presence of two subscribing witnesses.

DOMINICK WECKERLIN.

Witnesses:

N. WALTER ANTHONY,
OTTO L. RAABE.