

G. R. KELSEY.  
BUCKLE.

No. 187,019.

Patented Feb. 6, 1877.

fig 1

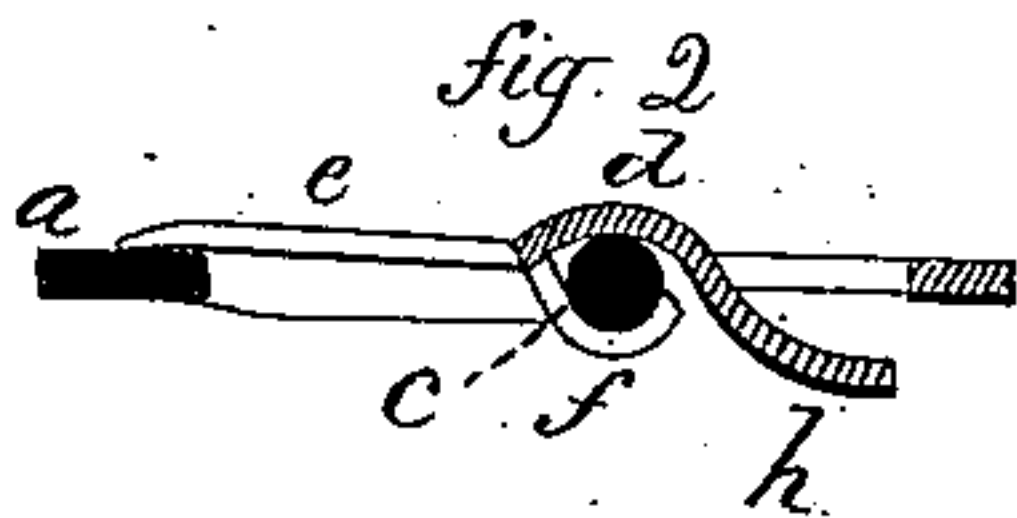
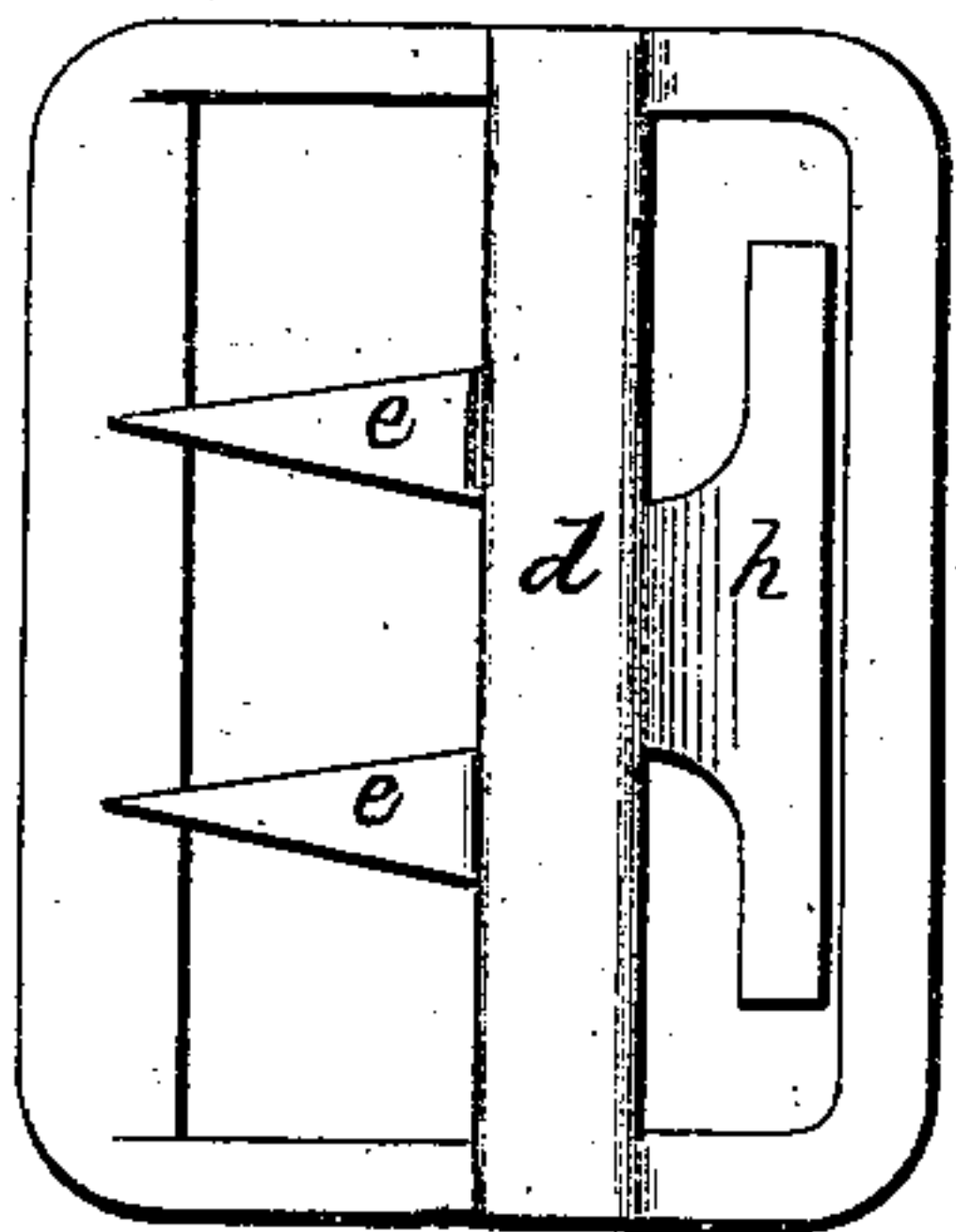


fig 3

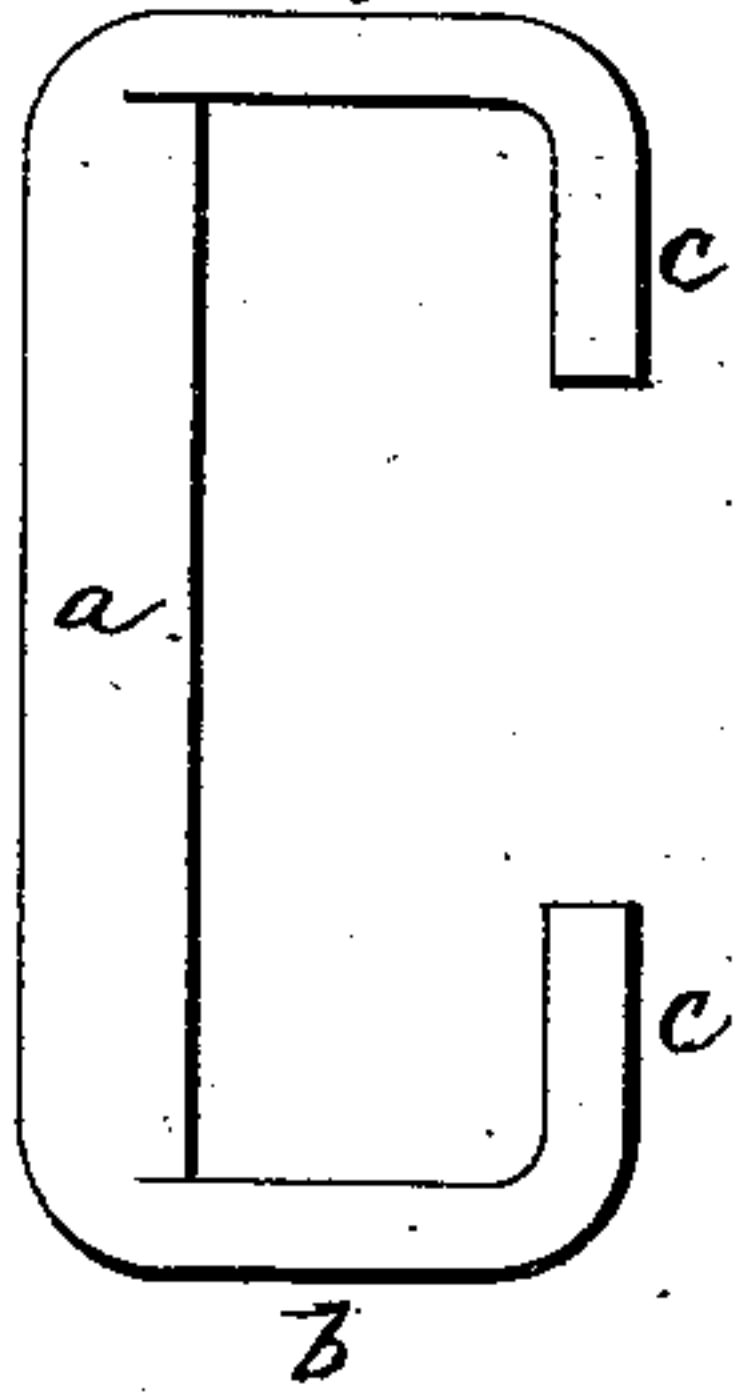
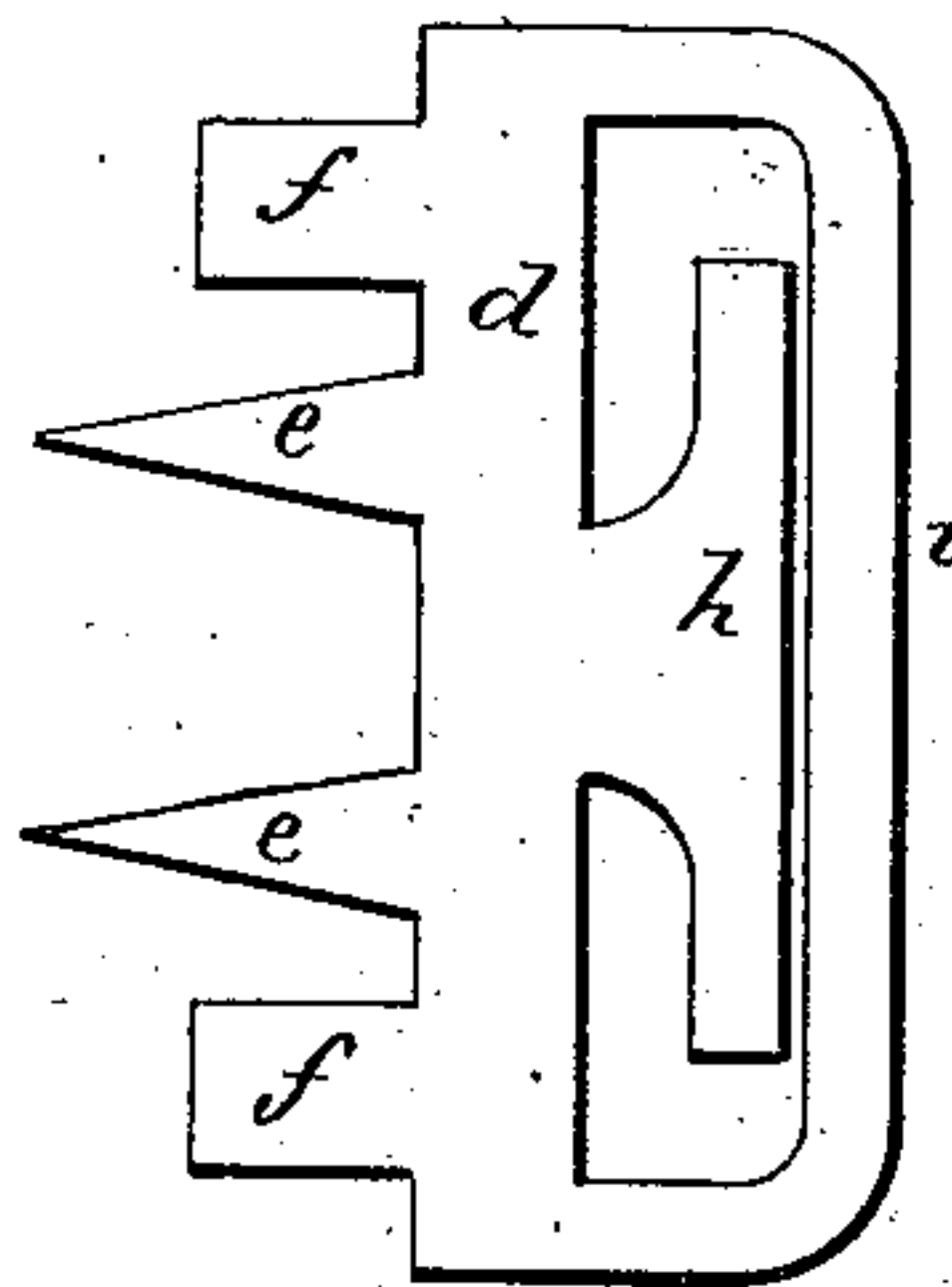


fig 4



Witnesses,

J. H. Shumway  
Clara Broughton.

Geo. R. Kelsey

Inventor  
By Atty.  
Wm. E. Earle

# UNITED STATES PATENT OFFICE.

GEORGE R. KELSEY, OF WEST HAVEN, CONNECTICUT.

## IMPROVEMENT IN BUCKLES.

Specification forming part of Letters Patent No. **187,019**, dated February 6, 1877; application filed January 9, 1877.

*To all whom it may concern:*

Be it known that I, GEORGE R. KELSEY, of West Haven, in the county of New Haven and State of Connecticut, have invented a new Improvement in Buckles; and I do hereby declare the following, when taken in connection with the accompanying drawings and the letters of reference marked thereon, to be a full, clear, and exact description of the same, and which said drawings constitute part of this specification, and represent in—

Figure 1 a face view; Fig. 2, a transverse section; and in Figs. 3 and 4, the two parts detached.

This invention relates to an improvement in that class of buckles designed for wearing apparel, the object being to provide the buckle with a convenient means of attachment.

It consists in combining with the tongue a T-shaped bar, in one and the same piece with the tongue, both hinged to the frame, as more fully hereinafter set forth.

The frame, as shown in Fig. 3, consists of the side *a*, the two ends, *b*, each turned inward to form the hinge-pintle *c*. The tongue part is cut from sheet metal, as seen in Fig. 4, and consists of a tongue-bar, *d*, from which

project the tongue or tongues *e* and ears *f*, by which the tongue-bar is hinged to the pintle, as seen in Fig. 2.

On the rear of the bar *d* a T-shaped piece, *h*, is formed, and, preferably, inside a loop-bar, *i*, so that the part *h* will be cut from the space within the loop, and all in one piece. The T-piece *h* is bent downward from the plane of the buckle, as seen in Fig. 2, and is introduced through a suitable hole like a button-hole, in one end of the strap, as a means of securing the buckle; otherwise the buckle is adjusted in the usual manner. The loop-bar *i* serves the usual purpose for tucking the end of the adjusting-strap.

I claim—

The herein-described improvement in buckles, consisting of the tongues *e*, the T-shaped piece *h*, and one part of the hinge, all in one and the same piece combined with the frame, substantially in the manner and for the purpose specified.

GEORGE R. KELSEY.

Witnesses:

JOHN E. EARL,  
CLARA BROUGHTON.