


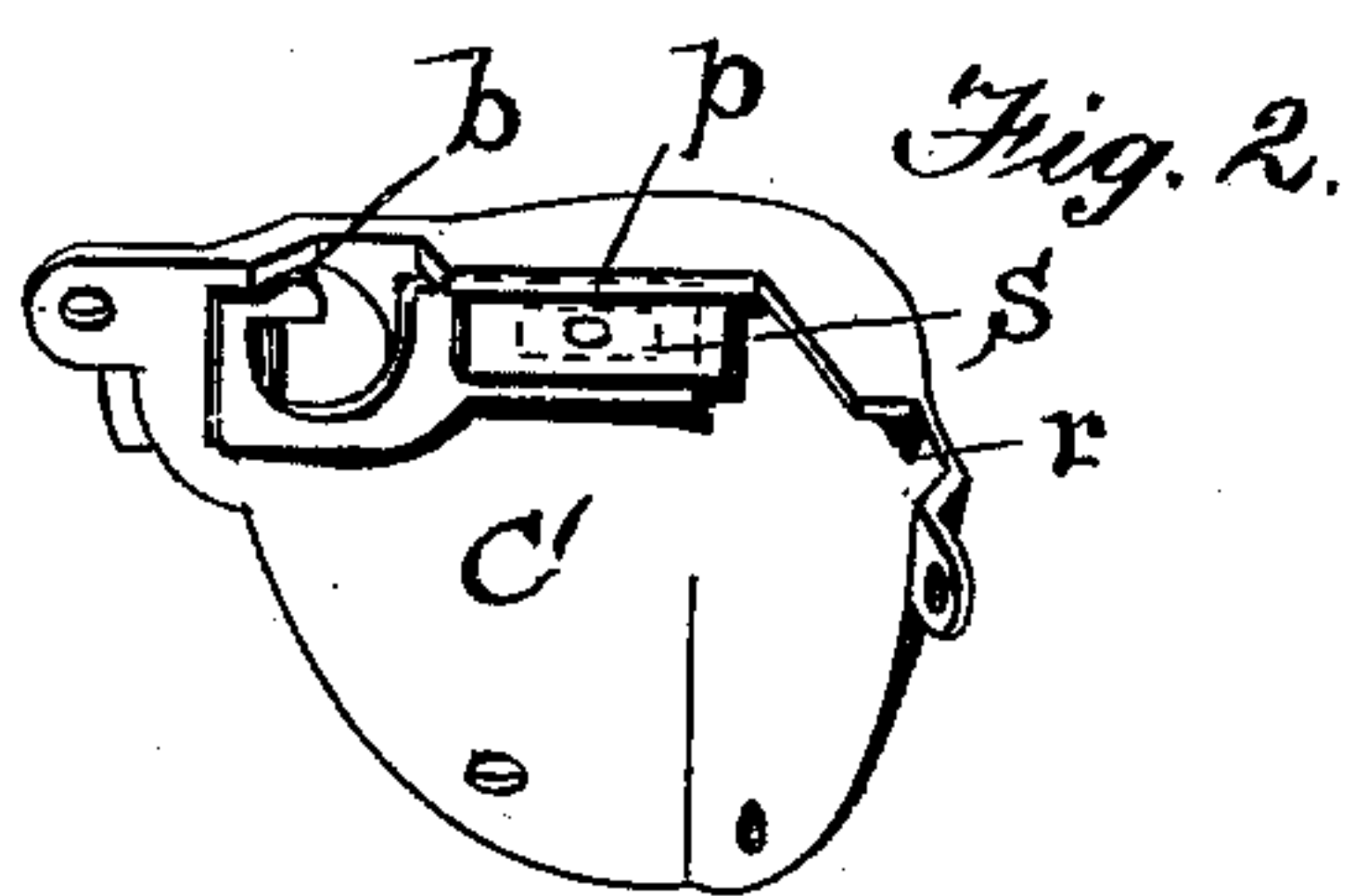
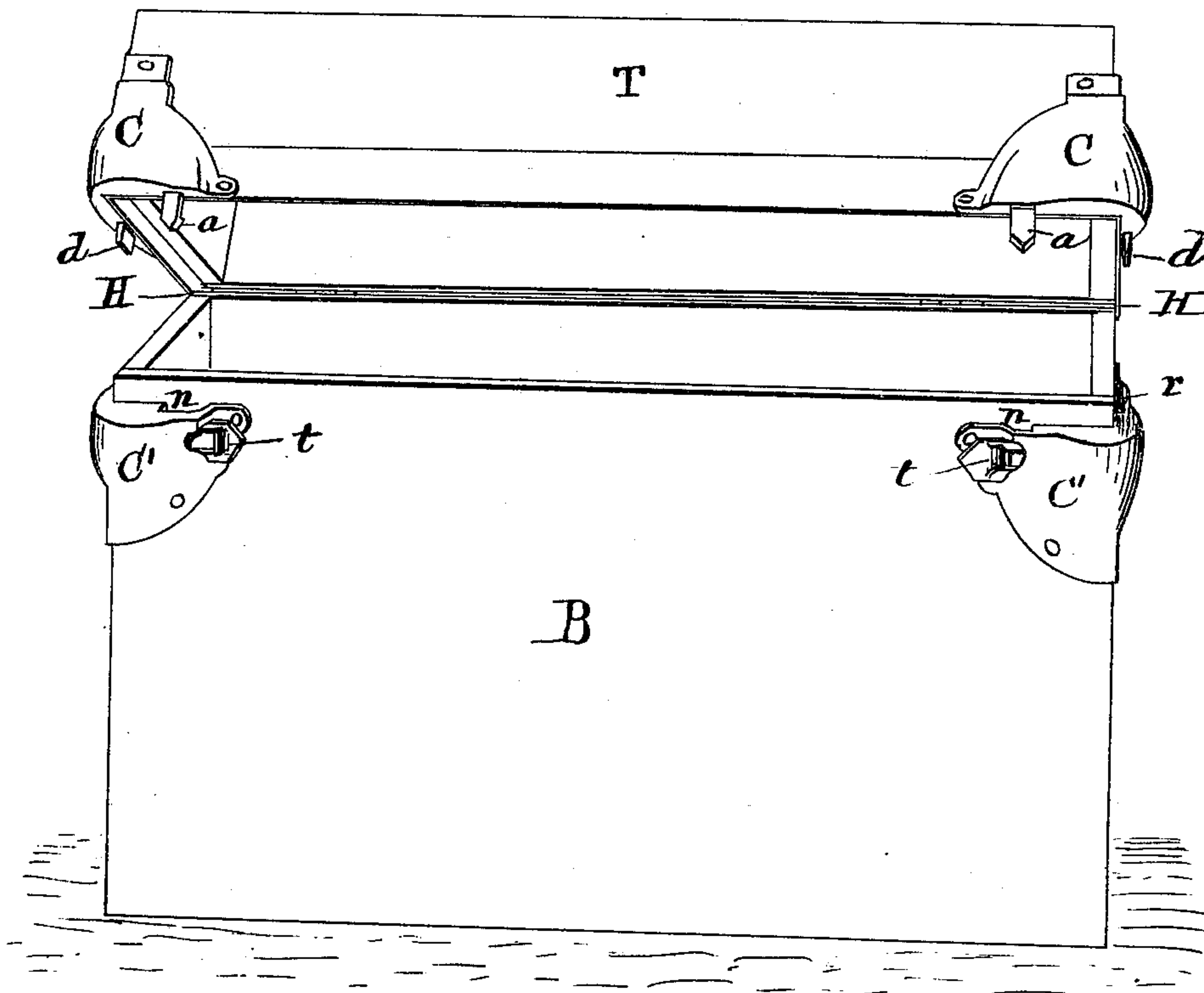
A. V. ROMADKA.

CORNER CLAMP GUARDS AND BOLTS FOR TRUNKS, COMBINED.

No. 185,971.

Patented Jan. 2, 1877.

Fig. 1.



Witnesses;  
Grenville Lewis  
D. P. Cowl

Inventor.  
A. V. Romadka  
By his Attorneys,  
Stansbury & Munn.

# UNITED STATES PATENT OFFICE.

ANTONNY V. ROMADKA, OF MILWAUKEE, WISCONSIN.

IMPROVEMENT IN COMBINED CORNER-CLAMP, GUARD, AND BOLT FOR TRUNKS,

Specification forming part of Letters Patent No. **185,971**, dated January 2, 1877; application filed October 27, 1876.

*To all whom it may concern:*

Be it known that I, ANTONNY V. ROMADKA, of Milwaukee, in the State of Wisconsin, have invented a new and useful Combined Corner-Clamp, Guard, and Bolt for Trunks; and I do hereby declare the following to be a full and correct description of the same, reference being had to the accompanying drawings, in which—

Figure 1 is a perspective view of a trunk with my improved clamp attached. Fig. 2 is an interior view of the clamp. Fig. 3 is a detached view of the dog or lug which receives the bolt.

The same letter indicates the same part wherever it occurs in the drawings.

The nature of my invention consists in the combination, with the upper corner-clamps of a trunk, of lugs or studs, and with the lower clamps of recesses, to receive said lugs, and of sliding bolts to fasten the upper and lower clamps together, the lugs being designed to prevent the end and lateral play of the top of the trunk, and to receive the bolts which effect the locking of the top upon the body of the trunk, all as hereinafter more fully described.

In the drawings, B marks the body, and T the top, of a trunk, hinged together at H, and provided at its front corners with my improved clamps. The upper clamps C C are

provided with the end lugs *d d*, which enter recesses *r r* in the lower clamps *C' C'*, and with the front lugs *a a*, which enter the lower clamps at the openings *n n*. The lugs *a* are recessed, as shown in rear view in Fig. 3, to receive the hooked end of the sliding bolt *b*.

The lower clamps *C'* are provided with the sliding bolts *b*, which are slotted, and slide upon the pins *p*, to which they are held by the springs *s*. Thumb-pieces *t* are attached on the outside to these bolts, by means of which they are forced in and out to lock and unlock the trunk.

I am aware that corner clamps, lugs, and sliding bolts have all been used separately, and I do not claim them; but

What I claim, and desire to secure by Letters Patent, is—

The angular and bossed corner-clamp *C*, provided with the lugs *a d*, in combination with the similar clamp *C'*, having mortises *n r*, and the locking-bolt *t*, the whole adapted to be applied to the corners of a trunk, in the manner and for the purposes described.

The above specification of my said invention signed and witnessed at Washington, D. C., this 12th day of October, A. D. 1876.

ANTONNY V. ROMADKA.

Witnesses:

CHAS. P. ROMADKA,  
CHAS. F. STANSBURY.