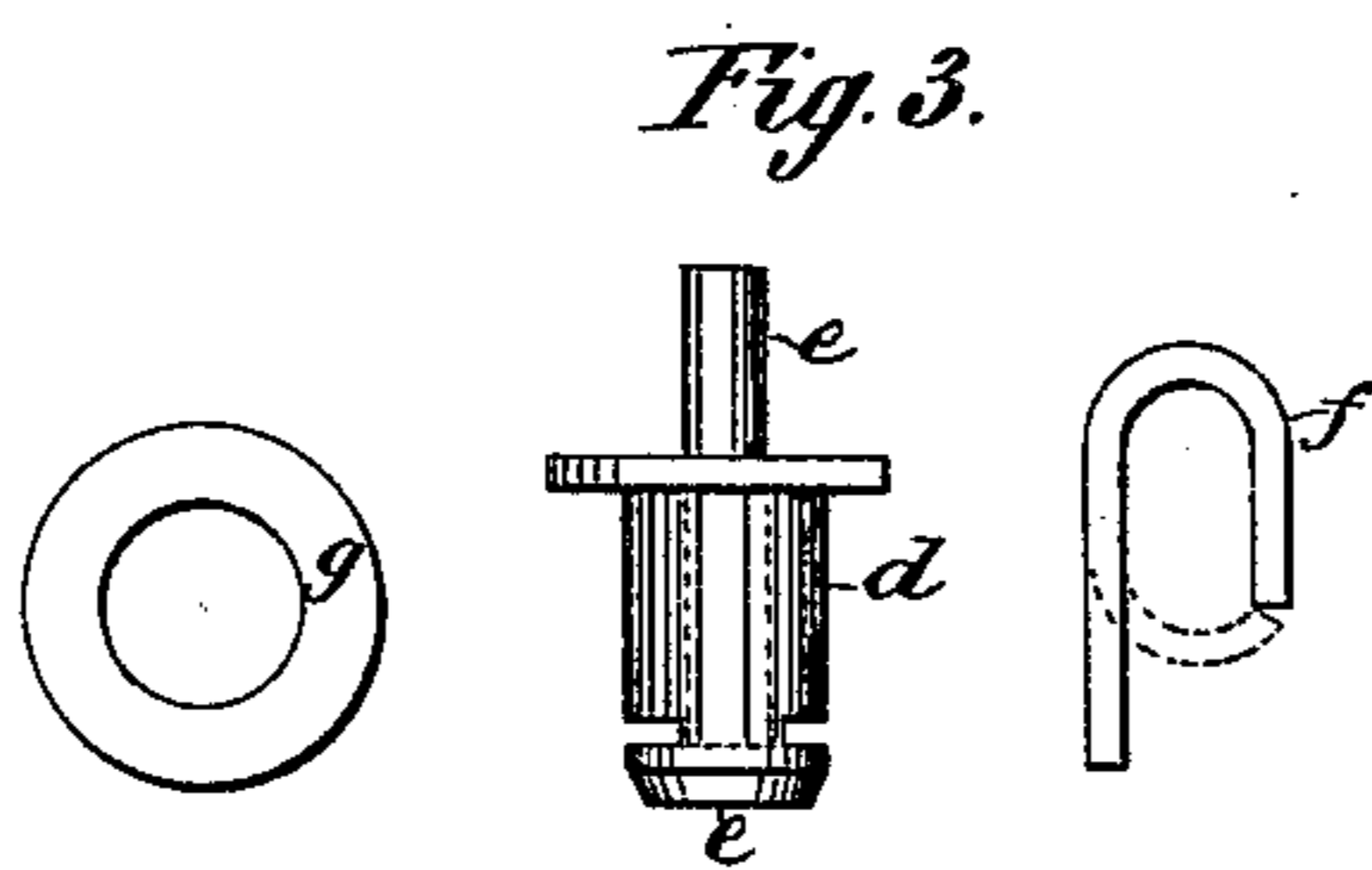
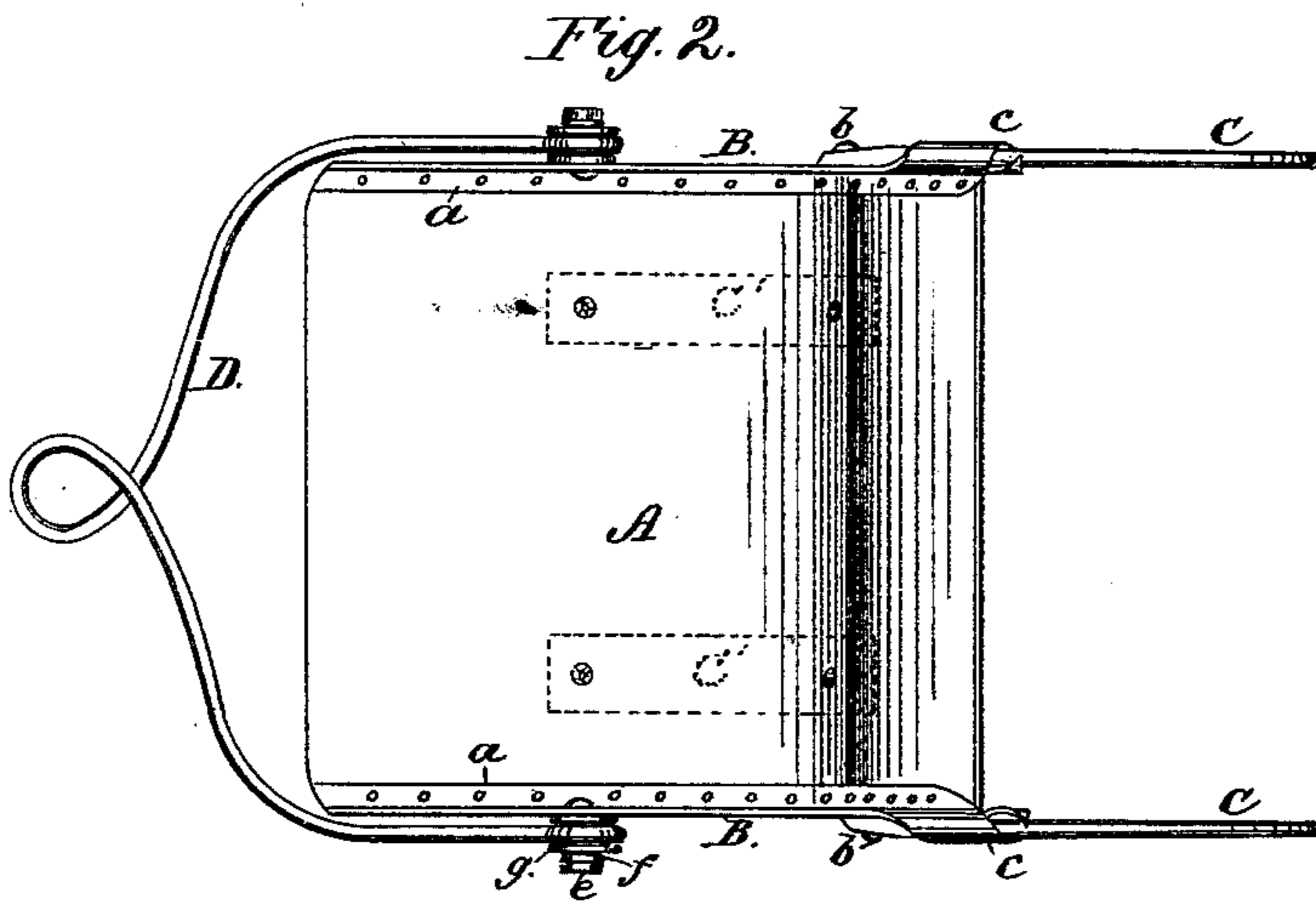
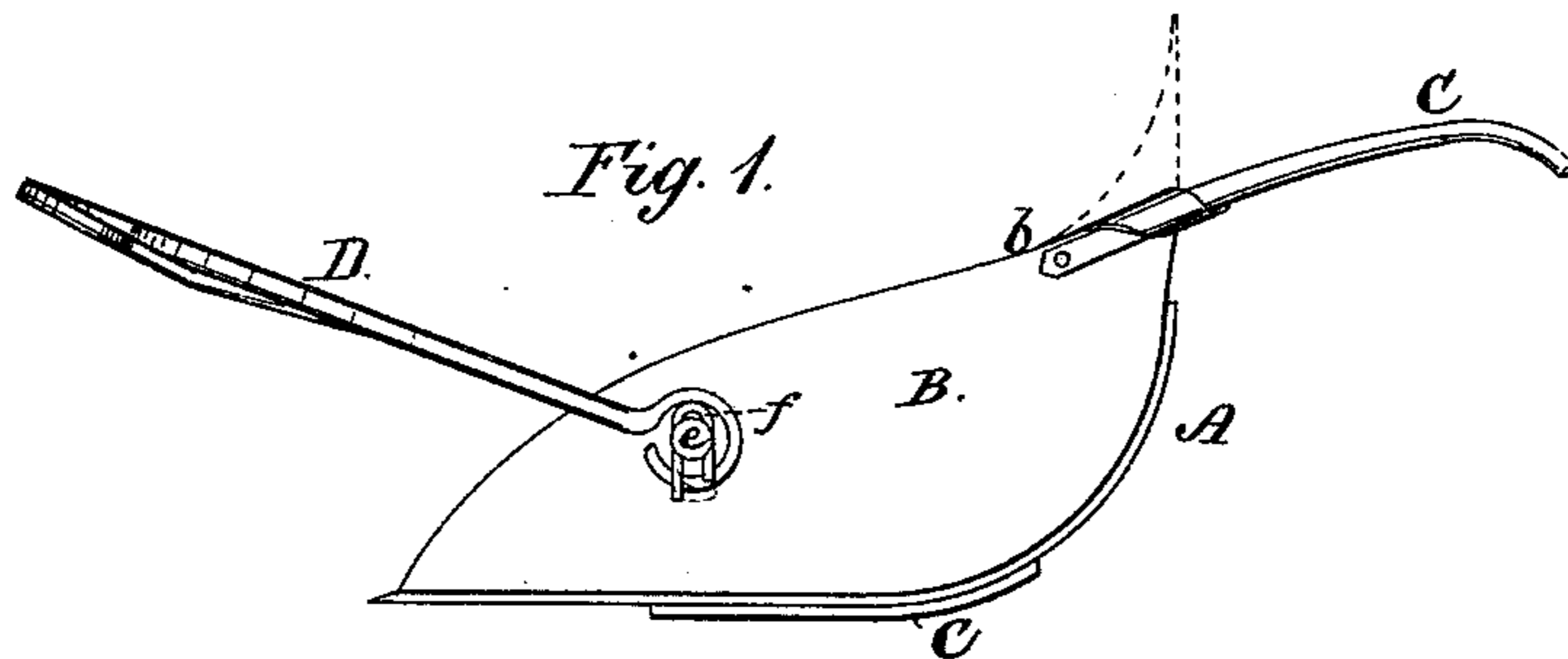


E. HUBER.
ROAD-SCRAPER.

No. 185,925.

Patented Jan. 2, 1877.



WITNESSES:

W. W. Hollingsworth
Edw. W. Byrnes

INVENTOR:

Edward Huber

BY

James T. E.

ATTORNEYS.

UNITED STATES PATENT OFFICE.

EDWARD HUBER, OF MARION, OHIO.

IMPROVEMENT IN ROAD-SCRAPERS.

Specification forming part of Letters Patent No. **185,925**, dated January 2, 1877; application filed November 10, 1876.

To all whom it may concern:

Be it known that I, EDWARD HUBER, of the city and county of Marion and State of Ohio, have invented a new and Improved Earth-Scraper; and I do hereby declare that the following is a full, clear, and exact description of the same, reference being had to the accompanying drawing, forming part of this specification, in which—

Figure 1 is a side view; Fig. 2, a plan view; Fig. 3, details of the bail-connection.

My invention relates to certain improvements in earth or road scrapers, designed to simplify, cheapen, and improve the construction of the same. It consists, first, in the manner of attaching the handles by extending the plate-metal sides of the scraper above the rear side or back of the scraper in the form of an acute angle, and wrapping the end of said extended sides around the handle, which, in connection with a bolt passing through the forward end of the handle and the side of the scraper, firmly secures the same to the scraper. It also consists in the peculiar means for the attachment of the bail to the scraper, as hereinafter more fully described.

In the accompanying drawing is shown the scraper, which is made with a flat bottom and a semi-cylindrical back, all of a single piece of heavy sheet or plate steel, A, slightly curved at its front edge, and beveled or sharpened from its upper side.

The sides B B of the scraper are made of wrought-iron, and are flanged upon their inner sides, to which flanges *a a* the edges of the bottom and back are riveted, except at the forward corners, at which point the parts are welded. The upper rear edges of the sides are extended in the form of an acute angle, as shown in dotted lines, so as to afford a means of securing the handles. C C are the handles, which may be made either of sections of gas-pipe or solid bars bent into a suitable curved shape. Said handles are bolted to the sides of the scraper at their forward ends *b*, and are then rigidly secured by the wrapping of the acute-angular extensions of the sides around the same, as at *c*, thus forming a secure and durable connection with a long and substantial bearing for the handles.

Upon the rear end of the bottom of the scraper are attached two or more flat metallic strips, C' C', to prevent the bottom from wearing out, which strips are easily replaced when worn. D is the bail, which is attached to the sides of the scraper in a peculiar manner, as follows: Pivot-lugs *d* are attached to the sides of the scraper by means of rivets *e*, which lugs are of the same transverse dimensions as the diameter of the head of the rivet which secures them. The outer ends of the lugs are cut away upon each side just beside the head of the rivet, which recesses receive a staple, *f*, that secures the washer *g*, to hold the eye of the bail upon the pivot-lug, one end of the said staple being made larger than the other, so as to be bent under the lug to prevent it from being accidentally dislocated.

In applying the bail the eye of the same is first slipped over the pivot-lug, the washer then placed on, and the staple then driven into the recesses, and its larger end bent under the pivot-lug to hold it securely in place. This mode of attaching the bail is secure and durable, the same not being liable to pull out or wear out, while the detachable character of the connection also renders the bail easily and quickly applied or removed.

Referring to the mode of fastening the handles, I am aware that it is not new to form the back, sides, and bottom of a scraper out of a single piece of metal, the fullness of which, when bent up at the corners, is formed into sockets to receive the handles, and I therefore disclaim this idea.

Having thus described my invention, what I claim as new is—

1. A scraper having its sides extended, and wrapped around the handles for the purpose of securing the same, substantially as described.

2. The lugs *d*, riveted to the sides of the scraper, and having their ends cut away, as described, in combination with the washer *g*, staple *f*, and the bail, substantially as and for the purpose described.

EDWARD HUBER.

Witnesses:

W. S. MERRILL,
J. E. DAVIDS.