

P. W. PECKHAM.
COAL-SCUTTLE AND SIFTER.

No. 185,569

Patented Dec. 19, 1876.

Fig. 1.

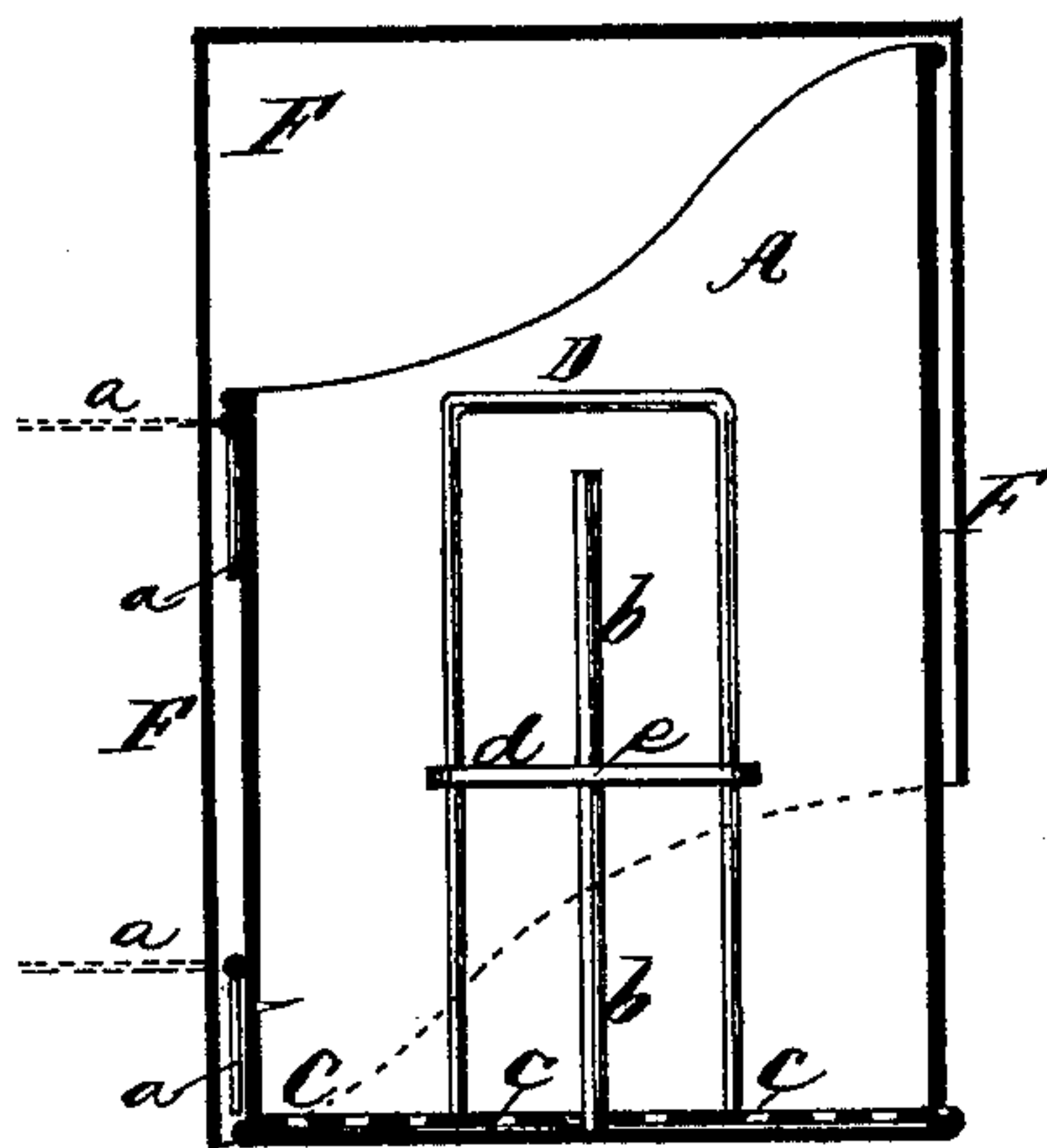


Fig. II.

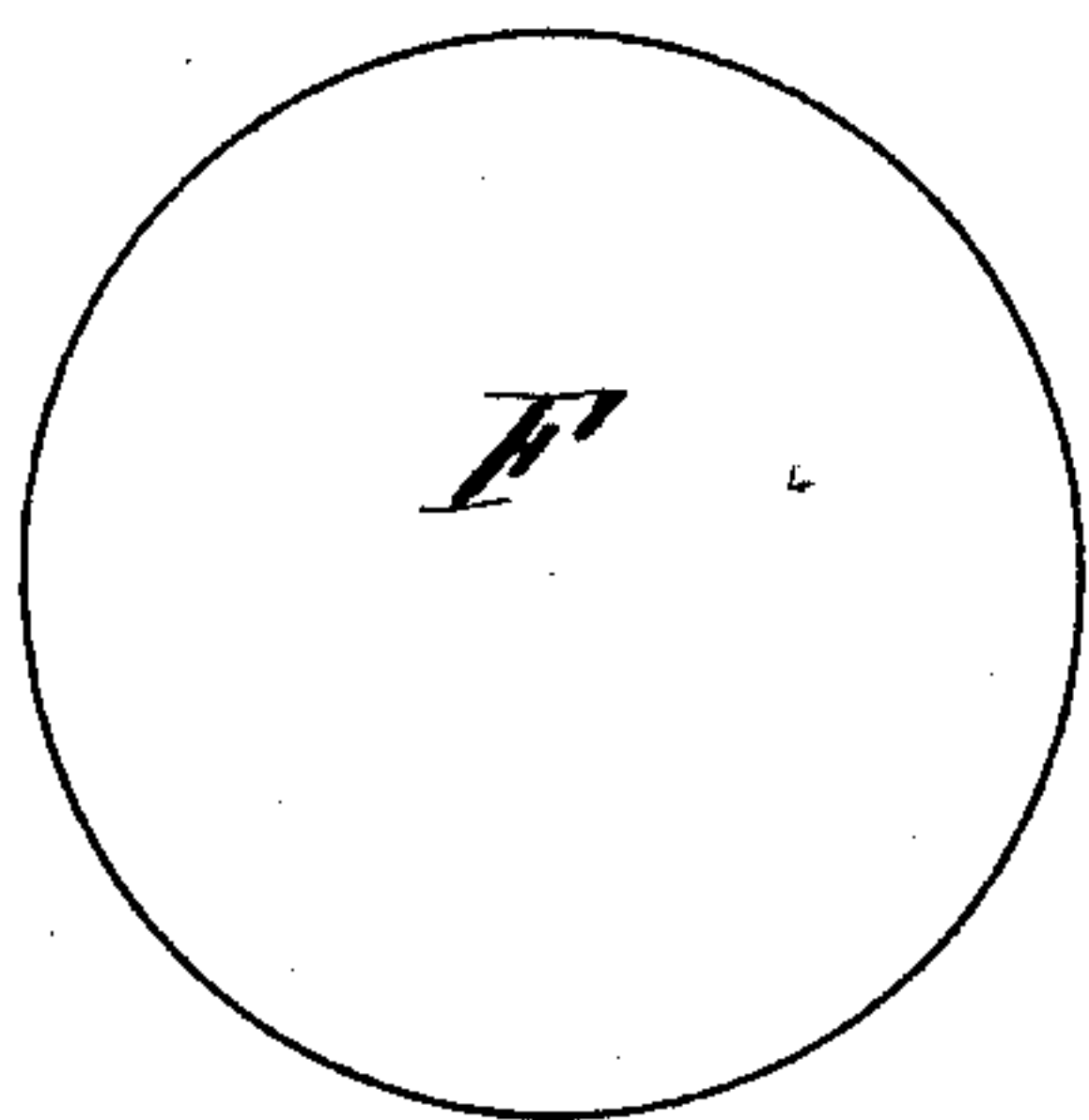
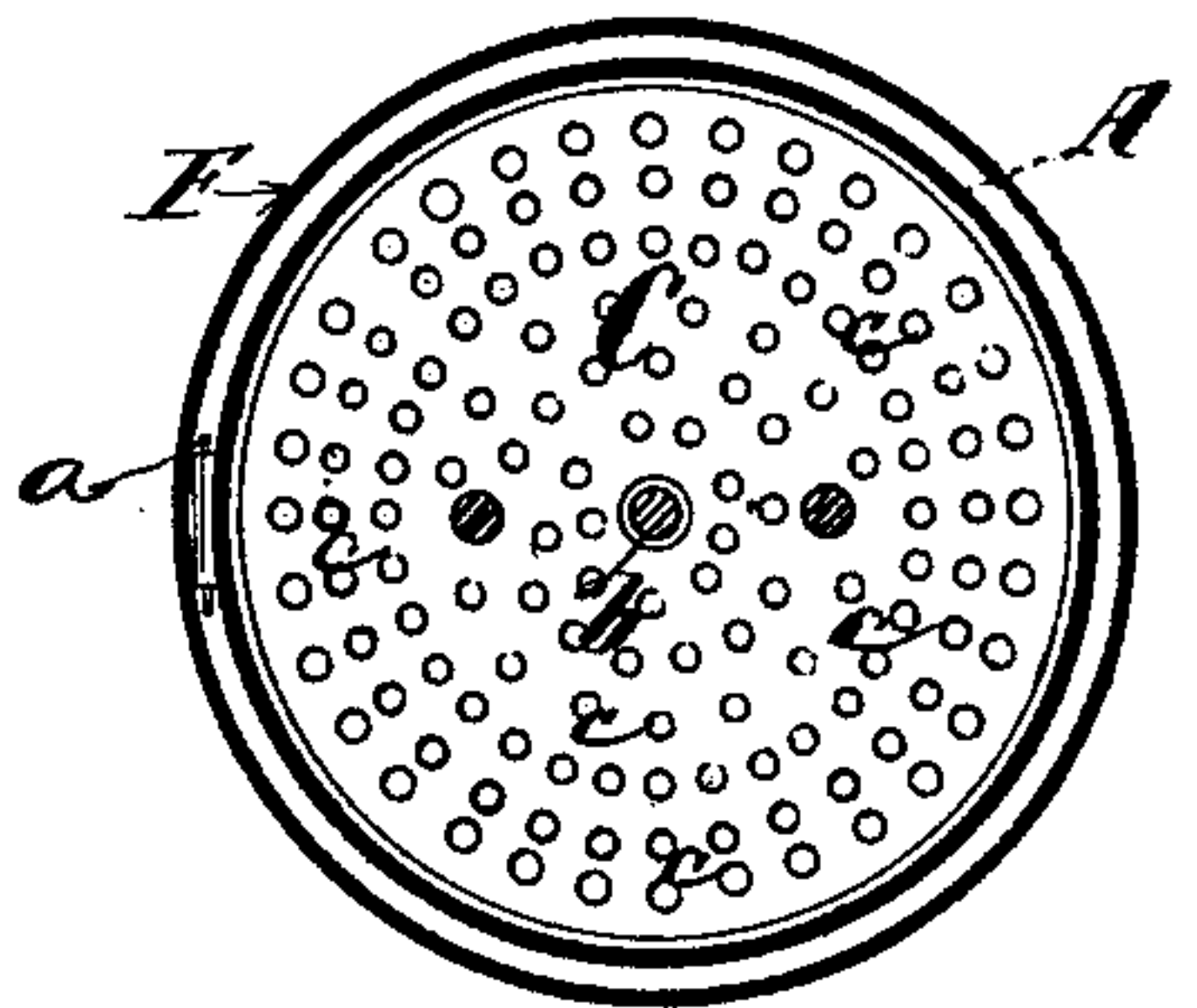


Fig. III.



Witnesses:
Franklin Barnard
Richard Gerner

Inventor:
Peter W. Peckham
Per: *Henry Gerner*
Atty.

UNITED STATES PATENT OFFICE.

PETER W. PECKHAM, OF NEW YORK, N. Y., ASSIGNOR TO SUSAN L. AND CLARA N. STAVERS, OF EXETER, NEW HAMPSHIRE.

IMPROVEMENT IN COAL SCUTTLES AND SIFTERS.

Specification forming part of Letters Patent No. **185,569**, dated December 19, 1876; application filed July 8, 1876.

To all whom it may concern:

Be it known that I, PETER W. PECKHAM, of New York city, county and State of New York, have invented certain Improvements in Combined Coal Scuttle and Sifter, of which the following is a specification:

The object of my invention is to combine, with a cylindrical coal-scuttle, a very inexpensive and efficient sifter, for separating ashes and cinders from the coal. This sifter may be removed when not wanted, or it may remain in the scuttle, resting at the bottom, ready for use when wanted.

My invention consists in placing in the center of a cylindrical coal-scuttle a vertical rod, which serves as pivot or axle for the sifter, that consists of a cylindrical disk perforated with holes. To the top of this disk is fastened a handle, which consists of a bent iron rod or wire, extending upward over the center rod. To about the middle of this handle is fastened a center piece, having a hole in its center, which piece serves to hold the sifter parallel to the bottom of the scuttle, and the handle parallel to the rod.

It will be readily understood that the coals which are to be sifted are put on the top of the sifter, that rests on the bottom of the scuttle, and that the ashes, dust, and cinders are separated from the coal by taking hold of the upper part of the handle and giving the handle as well as the sifter a rotary motion.

The sifted coal is removed by lifting the handle and the sifter into another scuttle, which serves as a cover to the coal-scuttle, and may, in this position, also serve as a convenient seat.

In order to describe my invention more fully, I refer to the accompanying drawing, forming a part of this specification.

Figure I is a sectional elevation of a coal scuttle and sifter embodying my invention. Fig. II is a top view, and Fig. III is a plan sectional view.

A is a cylindrical coal-scuttle, with handles *a a* and the center rod *b*. C is the circular disk, with perforations *c c*. D is the handle, with center piece *d* perforated at *e*. F is the cover for the coal-scuttle A, and consists of another and larger coal-scuttle of the same cylindrical form as the scuttle A.

Having thus described my invention, I desire to claim—

The circular disk C, having perforations *c c*, and handle D, having perforated center piece *d*, in combination with the coal-scuttle A, having center rod *b*, substantially as described, and for the purpose set forth.

P. W. PECKHAM.

Witnesses:

RICHARD GERNEB,
F. BARRITT.