

G. A. OHL.
BOTTLE-STOPPER.

No. 185,566.

Patented Dec. 19, 1876.

Fig: 1.

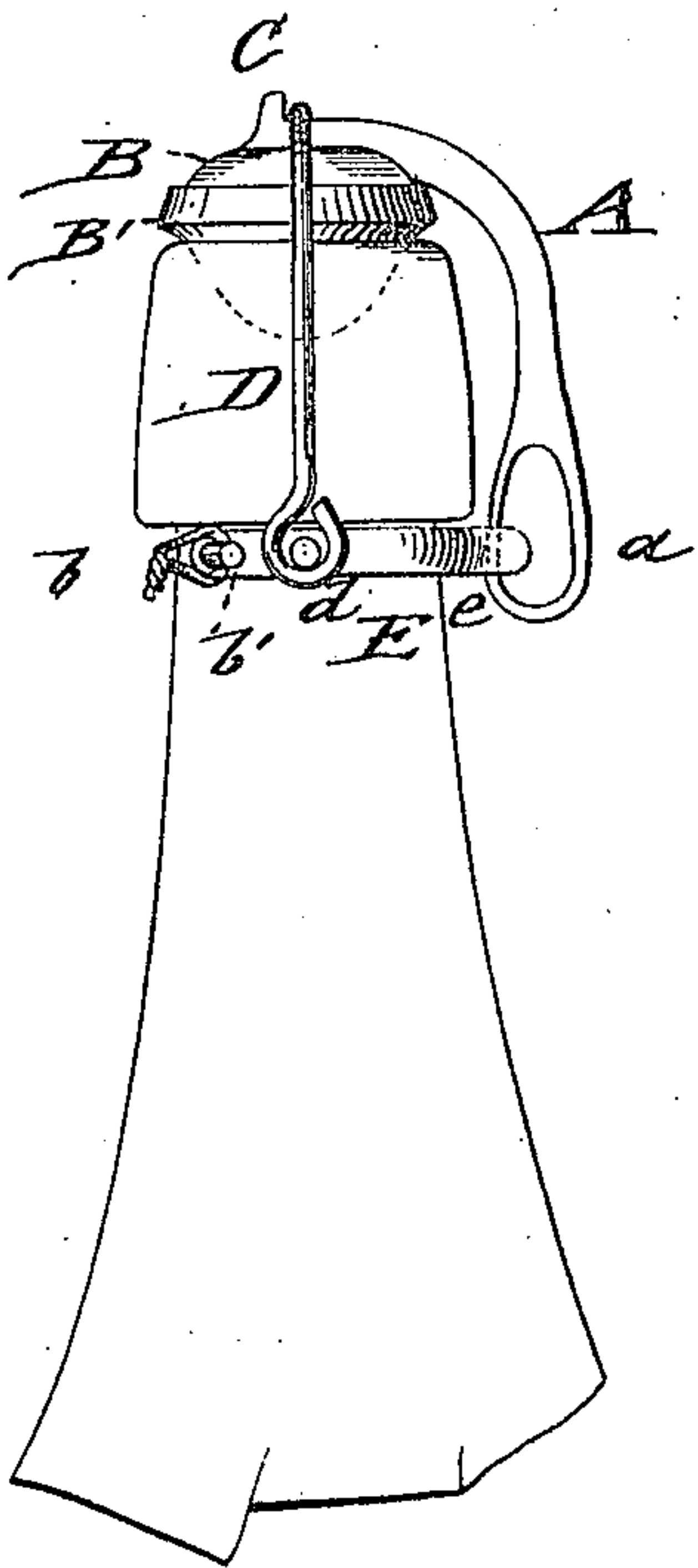


Fig: 2.

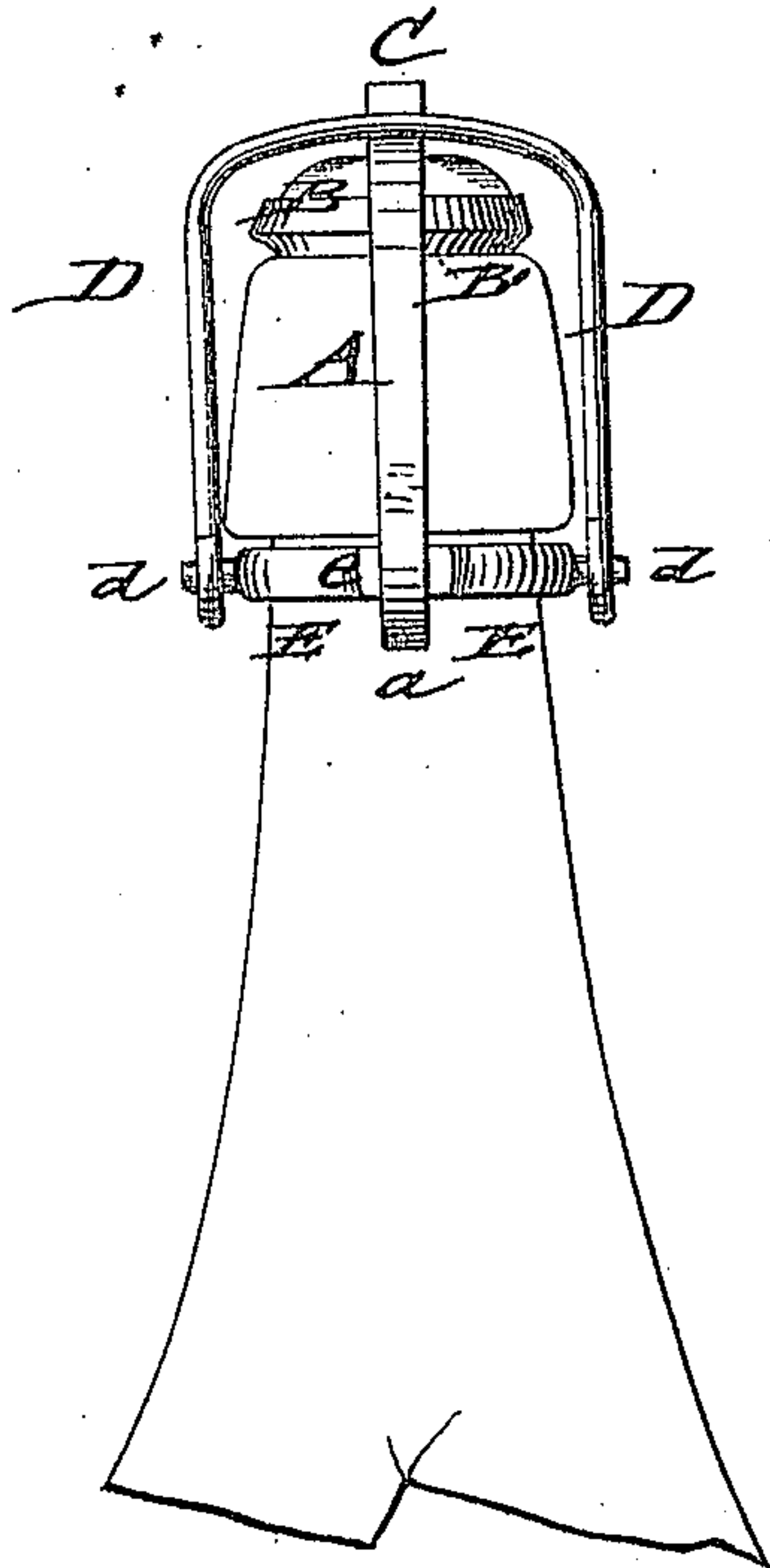


Fig: 3.

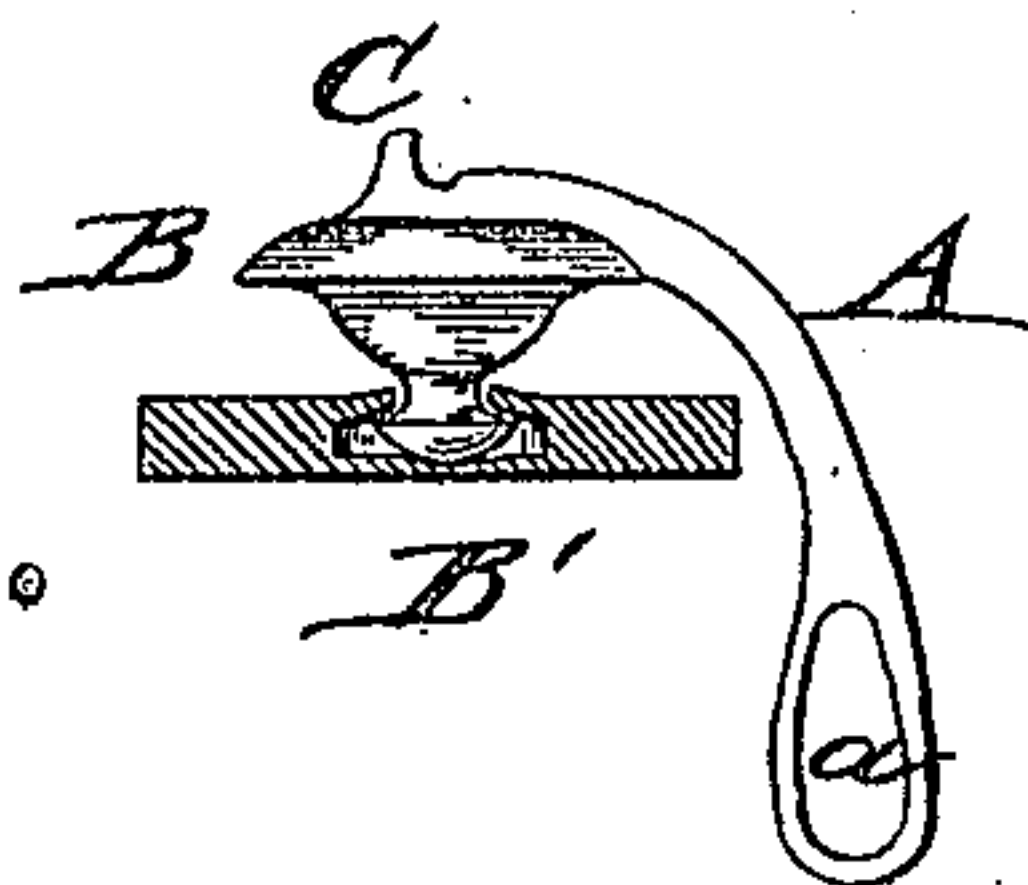
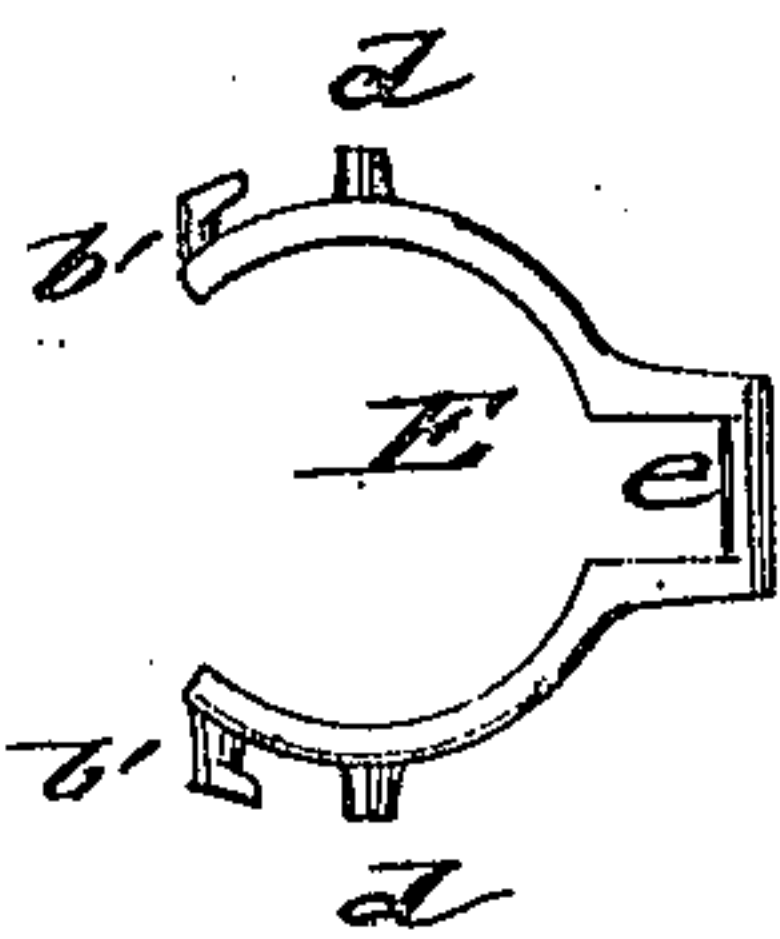


Fig: 4.



WITNESSES:

Chas. Nida
John Goethals

INVENTOR:

George A. Ohl.

BY

Munnell

ATTORNEYS.

UNITED STATES PATENT OFFICE.

GEORGE A. OHL, OF NEWARK, NEW JERSEY.

IMPROVEMENT IN BOTTLE-STOPPERS.

Specification forming part of Letters Patent No. 185,566, dated December 19, 1876; application filed May 9, 1876.

To all whom it may concern:

Be it known that I, GEORGE A. OHL, of Newark, in the county of Essex and State of New Jersey, have invented a new and Improved Bottle-Stopper, of which the following is a specification:

In the accompanying drawing, Figure 1 represents a side view, and Fig. 2 an end view, of my improved bottle-stopper. Fig. 3 is a side view of the curved closing-lever with stopper-disk attached, and Fig. 4 a detail top view of the neck collar or band of the stopper.

Similar letters of reference indicate corresponding parts.

The object of my invention is mainly to so improve the bottle-stopper for which Letters Patent have been granted to A. Luthy, under date of November 2, 1875, and No. 169,456, that the same may be readily applied to the bottles having necks and heads of different sizes, and the stopper be made generally more serviceable and durable.

The invention consists, mainly, of a rigid curved stopper-carrying lever, that is provided at the lower end with an elongated loop or eye that plays in an extension-staple of a solid collar of the neck, to which the closing-bail is pivoted.

In the drawing, A represents a rigid curved lever, that is cast in one piece with the cap-piece B of the stopper, and with the recessed top rest C for the pivoted closing-bail D. The cap-piece B carries a rubber stopper, B', of disk or other suitable shape, which is attached, by a central flanged recess, to a button or flanged collar of the cap-piece, as shown in Fig. 3. The lower end of the curved lever A is cast with an elongated eye or loop, a, through which the collar or neck band E of the bottle is placed. The collar-band E extends partly around the neck of the bottle, being preferably somewhat larger than half the circumference of the same, and rigidly at-

tached by a looped and twisted fastening-wire, b, placed over end lugs b' of the collar. The collar-band E is cast with diametrically-opposite pivot-pins d, for the closing-bail D, and with an angular or rounded-off extension loop or staple, e, midway between the pivot-pins, as shown in Fig. 4.

The elongated eye or loop of the curved stopper-lever admits the adjustment of the lever A in vertical and horizontal direction on the staple e of the collar-band, the vertical play of the lever serving to attach the stopper to varying lengths of bottle-heads, without necessitating any special adjustment and loss of time, while the joint play of the lever in horizontal and vertical direction provides for the "giving" of the rigid lever on being depressed by the stopper-closing bail.

The collar-band may also be readily applied to bottles with varying sizes of neck, so that the bottle-stopper may be attached with great facility to any bottle, and readily operated to open or close the same.

Having thus described my invention, what I claim as new, and desire to secure by Letters Patent, is—

1. In bottle-stoppers, the combination of a rigid curved stopper-lever having loop or eye at lower end, with a collar neck-band having extension-staple, and with a pivoted-lever closing-bail, substantially in the manner and for the purpose specified.

2. A curved rigid stopper-carrying lever provided with an elongated loop or eye, for the purpose described.

3. A collar or neck band made with an extension-staple centrally between the pivot-points of the locking-bail, substantially as specified.

GEORGE A. OHL.

Witnesses:

PAUL GOEPEL,
T. B. MOSHER.