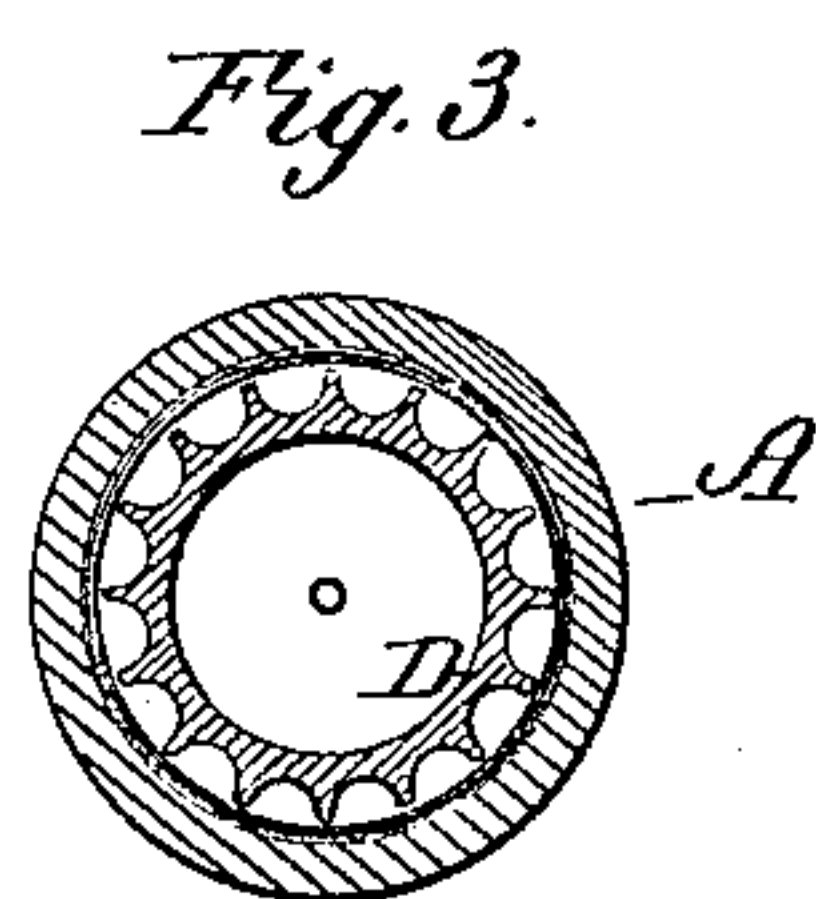
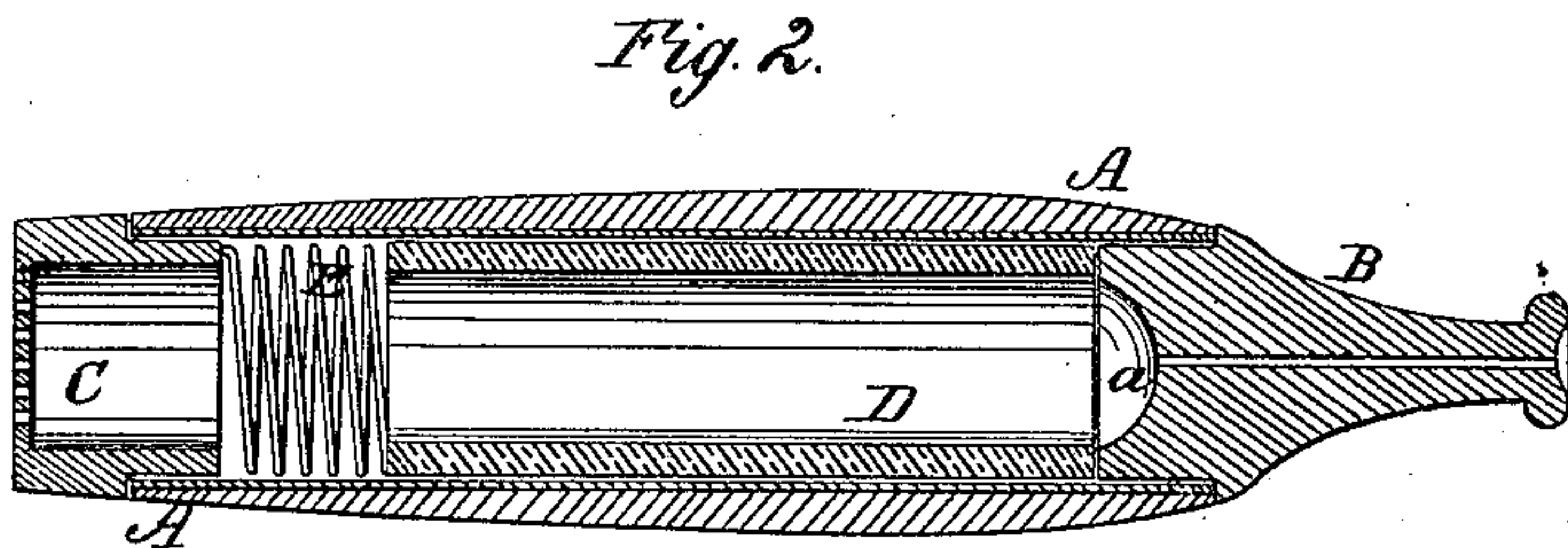
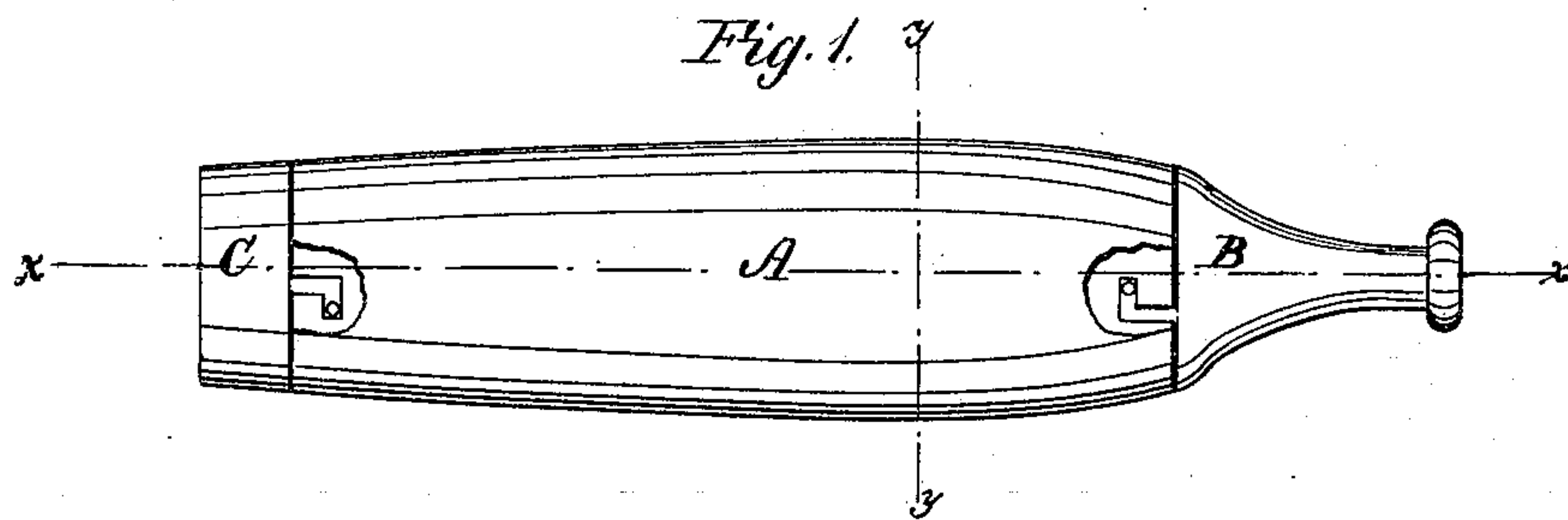


M. BOURKE.
SMOKING TUBE.

No. 185,284.

Patented Dec. 12, 1876.



WITNESSES:
J. C. Kemmon
J. W. Hart

INVENTOR:
Martin Bourke
BY *Wm. T. Co.*
ATTORNEYS.

UNITED STATES PATENT OFFICE.

MARTIN BOURKE, OF MINERAL RIDGE, OHIO, ASSIGNOR TO BOURKE,
WISE & CO.

IMPROVEMENT IN SMOKING-TUBES.

Specification forming part of Letters Patent No. **185,284**, dated December 12, 1876; application filed
July 15, 1876.

To all whom it may concern:

Be it known that I, MARTIN BOURKE, of Mineral Ridge, in the county of Trumbull and State of Ohio, have invented a new and Improved Tobacco-Pipe; and I do hereby declare the following to be a full, clear, and exact description of the same.

In the drawing accompanying and forming part of this specification, Figure 1 represents a side view of my invention. Fig. 2 is a longitudinal section of the same in the line *x x* of Fig. 1. Fig. 3 is a cross-section on line *y y* of Fig. 1.

This device is an improvement in the class of cigar-pipes, or pipes having the form and general appearance of a cigar, and designed for smoking fine-cut tobacco.

The improvement relates particularly to the provision of a detachable inner tube or cylinder for holding the tobacco, and to the form of the inner end of the mouth-piece, against which the tube abuts; also, to a spring attached to a detachable end piece or plug, and whose function is to hold the tobacco-tube against the mouth-piece, all as hereinafter more fully described.

In the accompanying drawing, the body of the cigar-pipe is shown composed of a tube or cylinder, A, having a mouth-piece, B, and perforated plug C attached to its respective ends by means of bayonet-fastenings, so that they may be readily detached, as occasion requires. The tube D is made of such size as adapts it to fit the interior of tube A, and is made about half the length of the latter. It is fluted or grooved exteriorly to lessen the area of the surface of contact between it and the inclosing-tube A, so that it will not readily communicate heat to the latter. A spiral spring, E, is attached to the inner end of plug C, which acts against the contiguous end of the tobacco-tube D, and thus causes the opposite end of the same to press tightly against the inner end of the mouth-piece B. This is

necessary to prevent air forcing its way to the latter between the tubes A and D, in place of passing entirely through the tobacco-tube, as required, to support combustion. The inner end of the mouth-piece is bored out to form a concavity, *a*, so that the draft or suction may not be restricted to the center of the body of the tobacco contained in the tube D, but applied to or over the entire end of the same.

When it is desired to prepare the pipe for smoking, the mouth-piece B is first detached and the tube D removed, filled, lighted, and replaced, and the mouth-piece again attached. It is, however, practicable to fill and light the pipe by detaching plug C.

I do not restrict myself to the materials of which the several parts of my improved pipe may be composed, but I prefer to make the tobacco-tube of clay or meerschaum-chips, in order that it may have the requisite lightness and fire-resisting quality.

The tubes A and D may be conveniently and quickly cleaned with a swab, and the pipe thus kept in proper condition.

As shown in the drawing, the tube or cylinder A is inserted in a wooden tube or case, having a swell at the middle to give it the form and appearance of a cigar.

Having thus described my invention, what I claim as new, and desire to secure by Letters Patent, is—

1. In a tobacco-pipe, the combination, with the cylinder A, of the detachable tube D, the mouth-piece B, spring E, and plug C, having concavity *a*, substantially as shown and described, for the purpose specified.

2. In a tobacco-pipe, the detachable tube D, fluted or grooved exteriorly, in combination with the cylinder A, as shown and described.

MARTIN BOURKE.

Witnesses:

A. W. HART,
SOLON C. KEMON.