

G. PIRRUNG.
BED SPRING.

No. 184,899.

Patented Nov. 28, 1876.

Fig.1

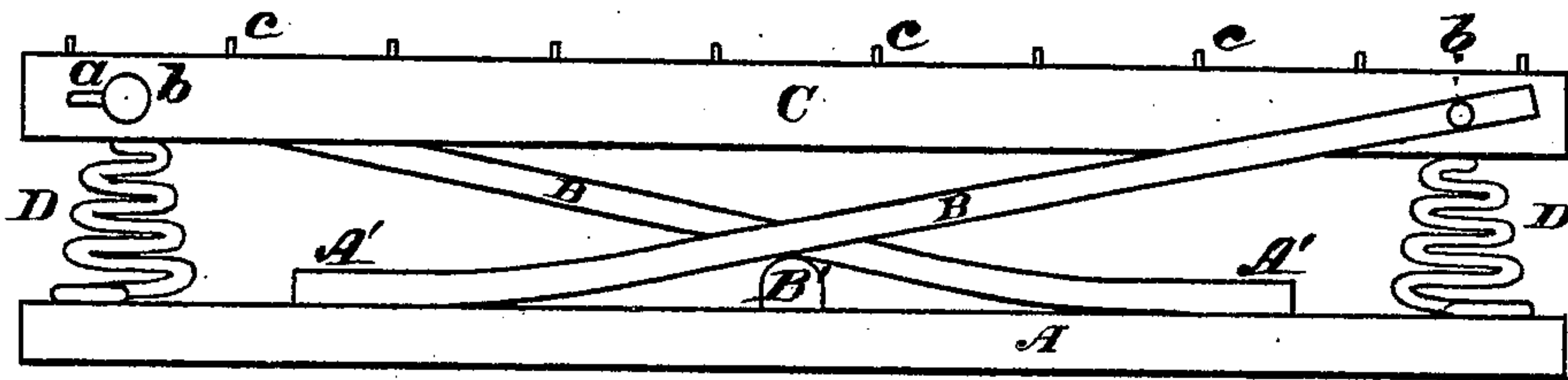


Fig.2.

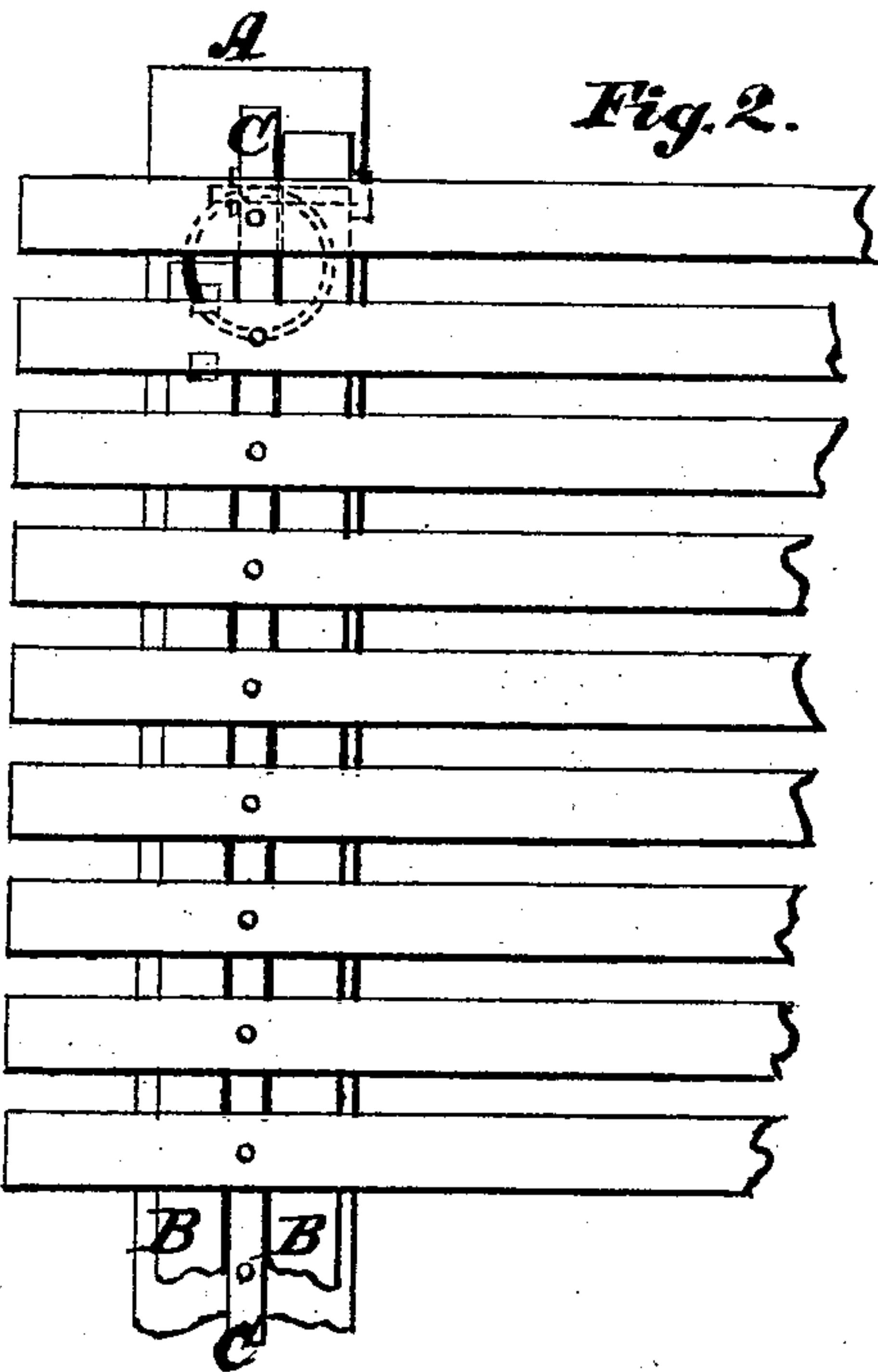
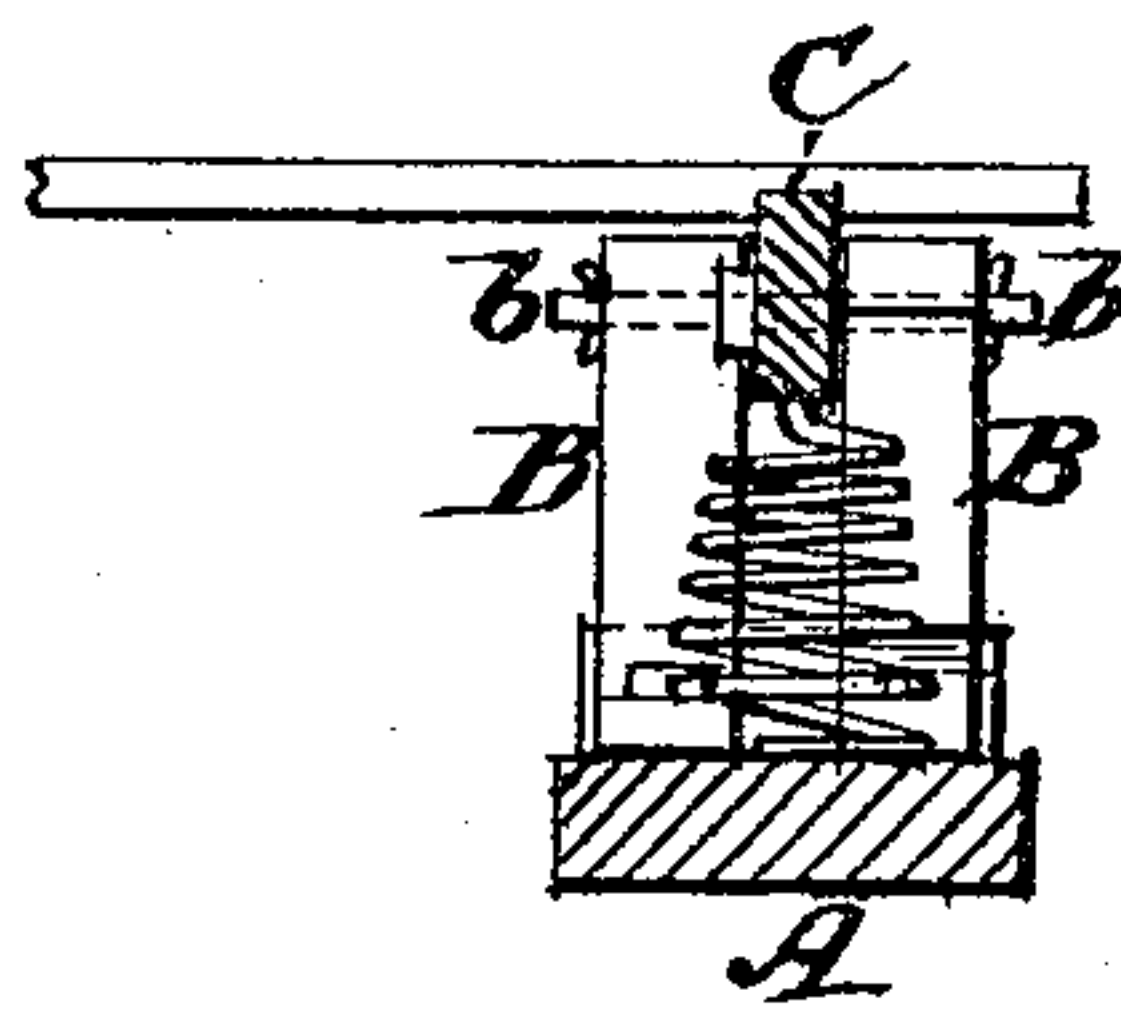


Fig.3.



Witnesses:

R. D. Ingersoll,
T. Y. Ingersoll

Inventor:

George Pirrung,
by Robert D. Ingersoll
Att'y

UNITED STATES PATENT OFFICE.

GEORGE PIRRUNG, OF RAVENSWOOD, ILLINOIS.

IMPROVEMENT IN BED-SPRINGS.

Specification forming part of Letters Patent No. **184,899**, dated November 28, 1876; application filed April 1, 1876.

To all whom it may concern:

Be it known that I, GEORGE PIRRUNG, of Ravenswood, in the county of Cook and State of Illinois, have invented a new and useful Improvement in Spring Bed-Bottoms, of which the following is a specification:

The head and foot supports for the slatted bottom are each composed of a separate frame, consisting of a base-bar, A, upon which the slat-bar C is supported edgewise in a peculiar manner to afford a yielding action, so that the head and foot frames are not connected except by the slats. The slat-supporting bar C of each frame is connected to the base-bar A by two spring-bars, B, which cross each other on opposite sides of the bar C and parallel therewith. These spring-bars B are secured at their lower ends A to the base-bar, and at their upper ends to the slat-bar C by bolts *b* passing through slots *a* in said edgewise-arranged bars C, a fulcrum-block, B', being secured upon the base-bar at the crossing of the spring-bars to support them. By having the spring-bars arranged on opposite sides of the edgewise-placed slat-bars C the latter are braced in position to the base-bar, and allowed to yield vertically between the elevated ends of said spring-bars, the slots *a* admitting of such movement.

By this construction the head and foot frames are separate and distinct from each other, and when placed in position are connected by the slats, so that they can be easily removed for cleaning.

The slat-bars C being placed edgewise between the spring-bars admits of a compact arrangement, and of their being placed across the head and foot of any ordinary bedstead, and the bed prepared upon the slats supported by them. Spiral springs D may be placed under each end of the bars C, if desired; but the spring-bars D, being of wood, are sufficiently strong to give the proper support and yield-

ing action. In some cases these end springs might be preferable, and I intend to construct the head and foot frames with and without them.

These separate frames are small enough to be set upon the bedstead-frame, and the slats placed thereon hold them in position by pins *c* at the top edges of the bars.

In the accompanying drawings, Figure 1 represents a side view of one of the supporting end frames for the bed-bottom; Fig. 2, a top view of a portion of the same with some of the slats in place, and Fig. 3 an end view of the same.

It is not new, broadly, to combine crossed spring-bars with a slat foundation, nor the combination, with such crossed spring-bars, of a fulcrum-bar and spiral springs; but in such combination the cross spring-bars form the sides of a bed-bottom frame of which the slats are a part, and supported and connected to the inner ends of the cross spring-bars by spiral springs, and in which both ends of said spring-bars are free to rise and fall, whereas by my construction this result is impossible.

I claim—

1. The bars C, arranged edgewise between the spring-bars B, and with the base A, forming the separate spring-frame described, and combined for use with the slats, in the manner and for the purpose specified.

2. In a spring bed-bottom, the bars A C of the separate head and foot frames, provided each with cross spring-bars B, the bolts and slots *a b*, and the fulcrum-block B', all combined for use with the slats, in the manner shown and specified.

The above specification signed by me this 2d day of March, 1876.

GEORGE PIRRUNG.

Witnesses:

R. D. INGERSOLL,
T. Z. INGERSOLL.