

M. MAHONY.

SAD-IRON.

No. 184,881.

Patented Nov. 28, 1876.

Fig. 1.

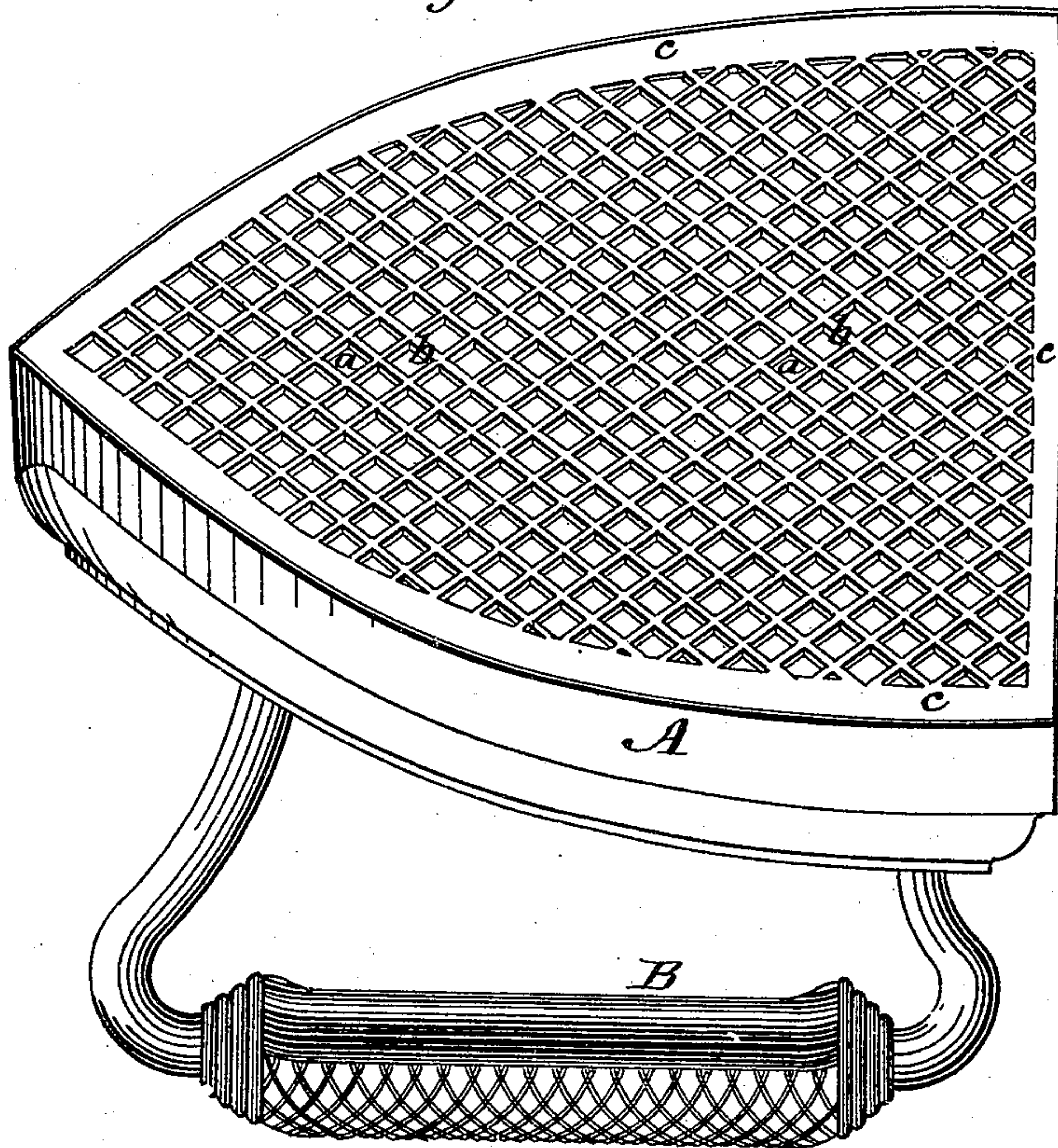


Fig. 2.





Fig. 3.



Witnesses:

W. R. Edgley
A. E. Chaffin

Inventor

Michael Mahony
by E. E. Masson
att'y.

UNITED STATES PATENT OFFICE.

MICHAEL MAHONY, OF TROY, NEW YORK.

IMPROVEMENT IN SAD-IRONS.

Specification forming part of Letters Patent No. 184,881, dated November 28, 1876; application filed September 9, 1876.

To all whom it may concern:

Be it known that I, MICHAEL MAHONY, of Troy, in the county of Rensselaer and State of New York, have invented certain new and useful Improvements in Sad-Irons; and that the following is a full, clear, and exact description of the construction and operation of the same, reference being had to the accompanying drawings, making a part of this specification, in which—

Figure 1 represents, in perspective, with the face upward, one of my improved smoothing sad-irons. Fig. 2 represents, in plan, the face of one of my improved polishing sad-irons. Fig. 3 represents a longitudinal vertical section through the center of Fig. 2.

Similar letters of reference, where they occur, denote like parts of the sad-irons in all the figures.

Ordinary smooth-faced sad-irons have been used for years upon linen, &c., to smooth it down and improve its appearance; but with such sad-irons it is very difficult to produce the gloss or polish that is so much in demand, as it requires a pressure that can be produced but by very few persons. To accomplish the result polishing sad-irons have been made with the face so reduced in size that, with an ordinary pressure, a person could produce the desired result, but also with the expenditure of much time.

To remedy this defect is the object of my invention, which relates mainly to sad-irons for housekeepers or laundry purposes; and it consists in the formation of indentations or projections arranged after certain configurations upon the face of the sad-iron, so that the pressure applied upon it will be condensed upon a smaller surface than if the sad-iron were smooth and on an even plane upon the whole surface; and my invention consists also in arranging the indentations or corresponding projections upon the sad-iron, so that the smooth projecting surfaces will form triangles or polygons, with their diameter parallel or perpendicular to the center line of the sad-iron. It consists also in having the edge of each projection rounded off or buffed, to produce, while being used, a perfectly smooth and polished surface upon linen or other material.

To enable others skilled in the art to make

and use my invention, I will proceed to describe the same with reference to the drawings.

A represents a sad-iron, made in any suitable shape, upon the face of which indentations *a* are formed, so as to leave ridges or projections *b* to rest and press upon the material that is to be smoothed down or polished.

In Fig. 1 is shown a sad-iron of the form most commonly in use, B representing the handle. The indentations *a* upon its face are surrounded by a continuous smooth-faced rim, *c*, upon the same level with the top of the ridges *b*, so that in passing the sad-iron upon linen, &c., the ridges or projections *b* will not catch into the material and destroy the effect that it is intended to produce; and, for the same reason, the whole face of the iron—viz., the top of the ridges—after having been faced upon an even plane, are buffed with soft leather and emery to take off the sharp edges of the ridges.

In the polishing-iron shown in Figs. 2 and 3, there is no smooth-faced rim shown, as its face is slightly spherical, and formed into ridges *b* and indentations *a*. The edges of this sad-iron do not impinge upon the linen when in use, as it is only slightly chamfered at the edge *d* to prevent any accidental abrasion.

After many experiments upon various configurations of ridges or indentations—elliptical, circular, wavy, star-shaped, &c.—I found that the form giving the best results should form an angle the bisecting line of which is parallel with the line of direction in which the sad-iron is advanced upon the material, so that each small angular ridge will act as the point of a sad-iron to open out and smooth any crease that may be upon linen, &c.

It is evident that the ridges formed upon the face of a solid sad-iron could also be made by having metallic plates perforated in any desired configuration, and be used either as a shoe for a smooth-faced sad-iron, or for a hollow sad-iron, without departing from the spirit of my invention.

What I claim as new, and desire to secure by Letters Patent, is—

1. A sad-iron having its smoothing-face

formed into indentations and projections, arranged after certain configurations, so that the pressure applied upon the sad-iron will be received upon said projections, substantially as and for the purpose described.

2. In a flat-iron, the indentations or corresponding projections arranged upon the face of a sad-iron so that the smooth projecting surfaces will form triangles or polygons, with their diameters parallel or perpendicular to the center line of the sad-iron, substantially as and for the purpose described.

3. A flat-iron having an indented surface, with the edge of each projection or indentation rounded off or buffed, to produce, while being used, a perfectly smooth and polished surface, substantially as described.

MICHAEL MAHONY.

Witnesses:

E. E. MASSON,
W. B. MASSON.