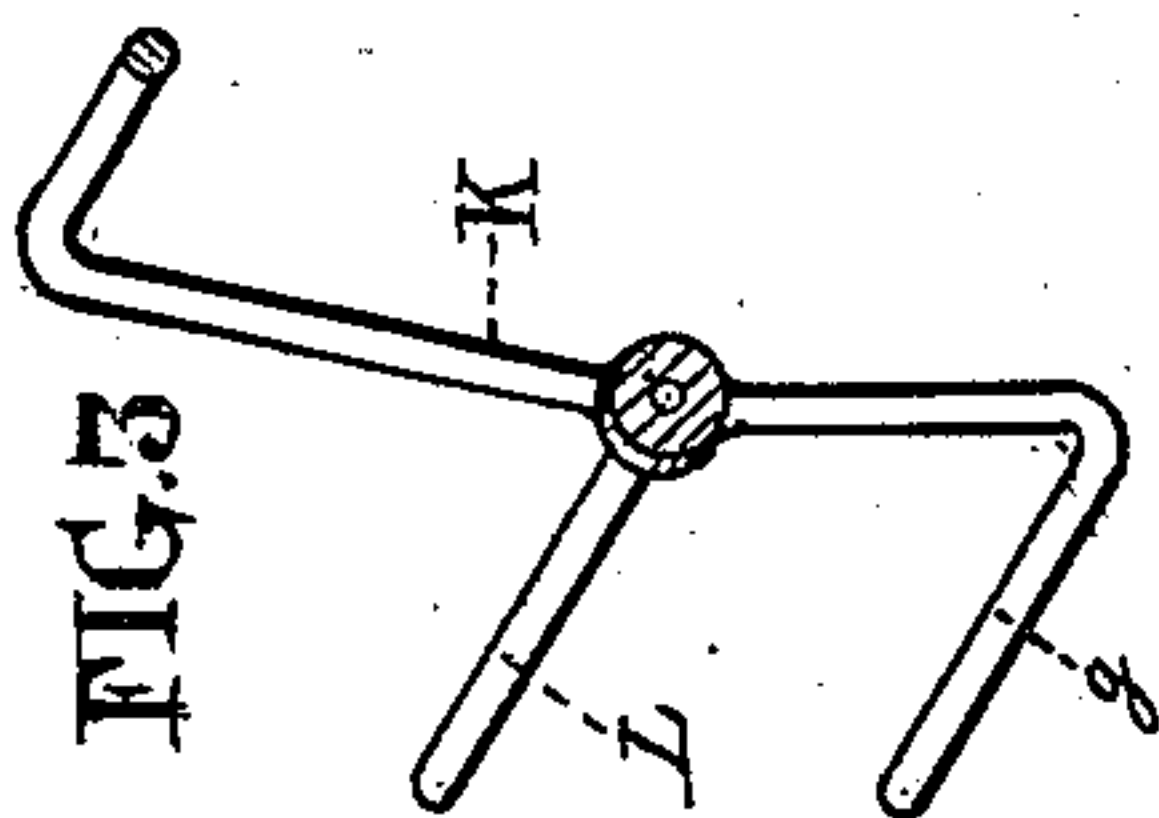
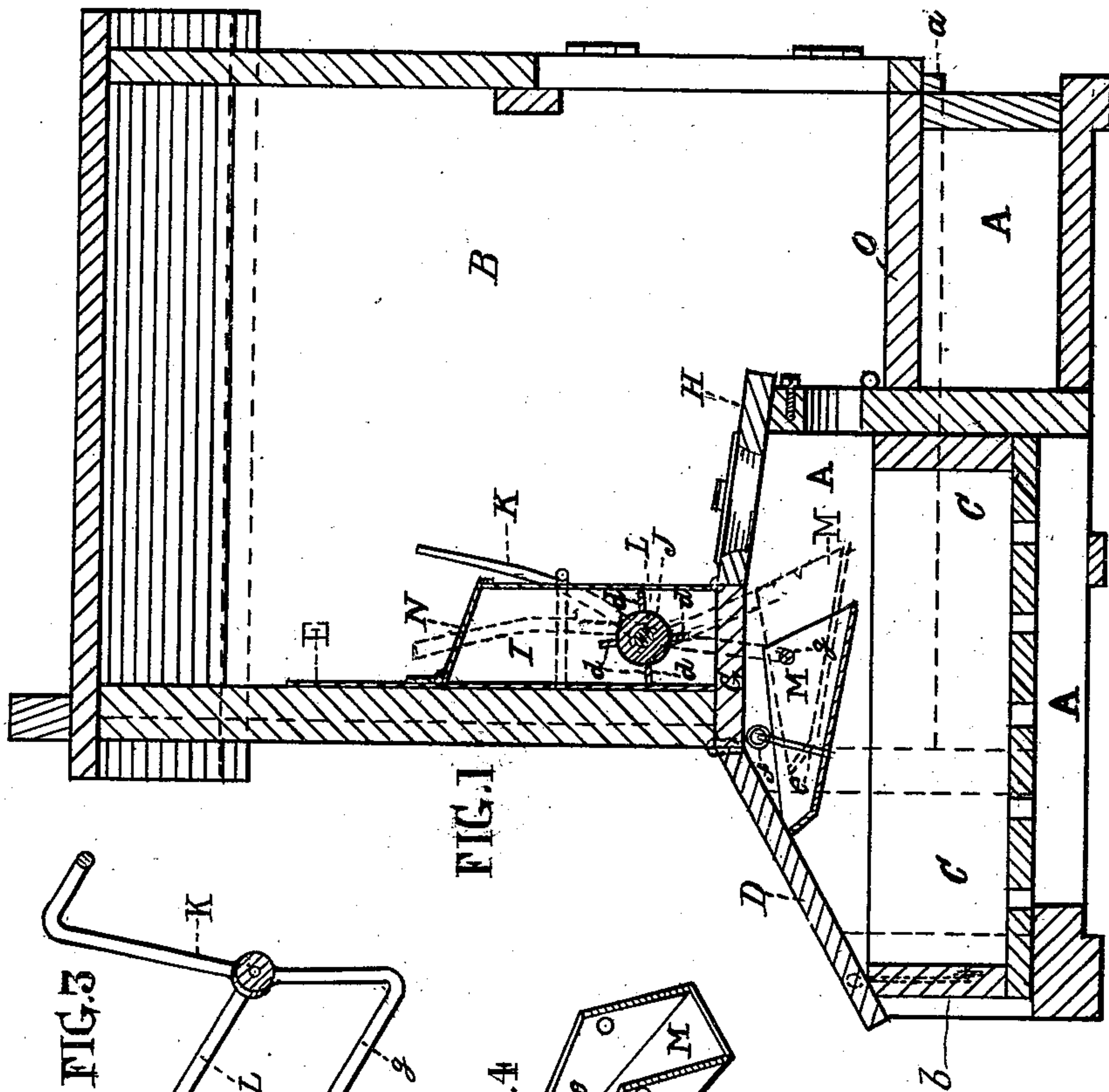
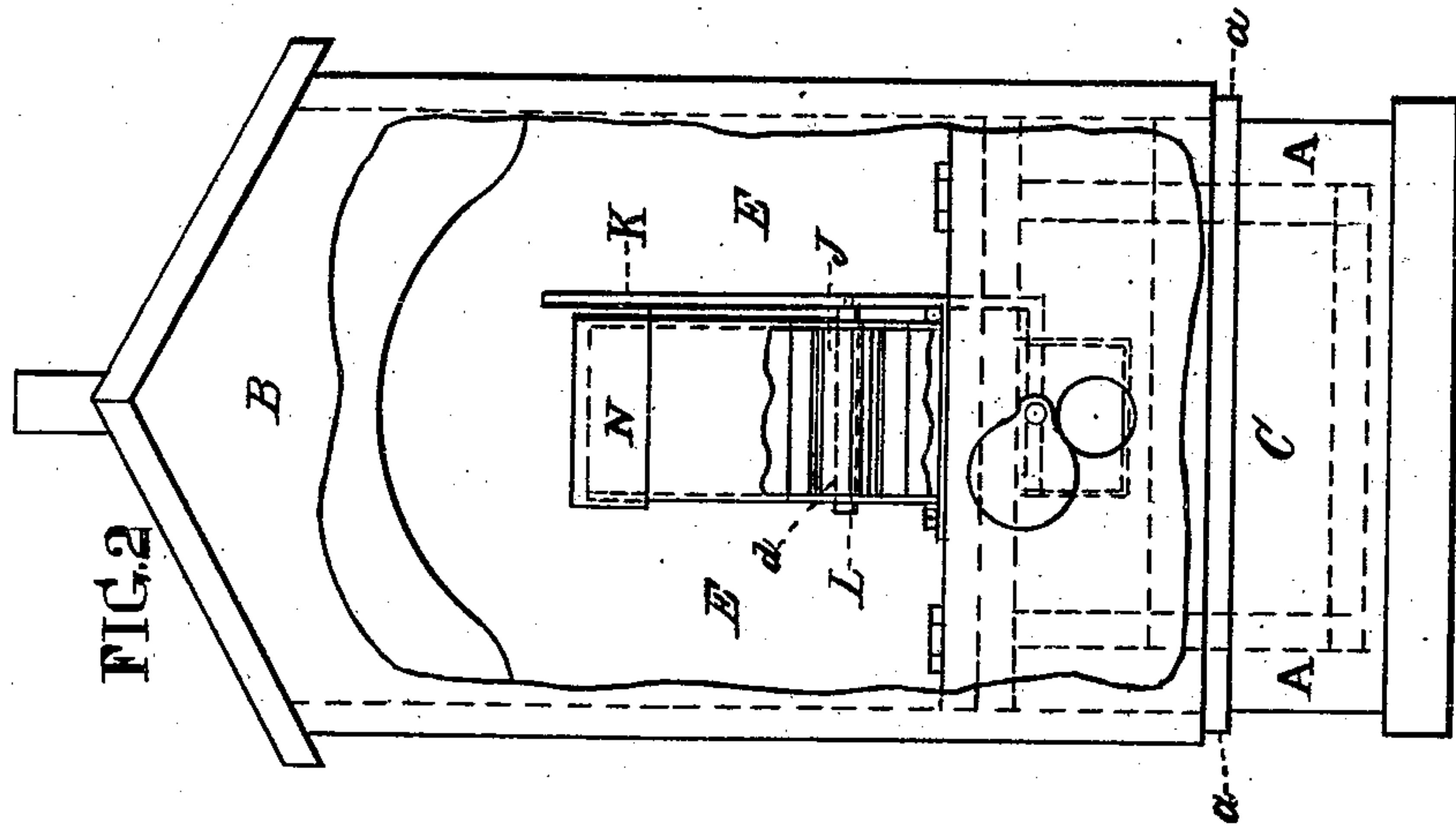


D. A. DOMER.
PORTABLE PRIVIES.

No. 184,849.

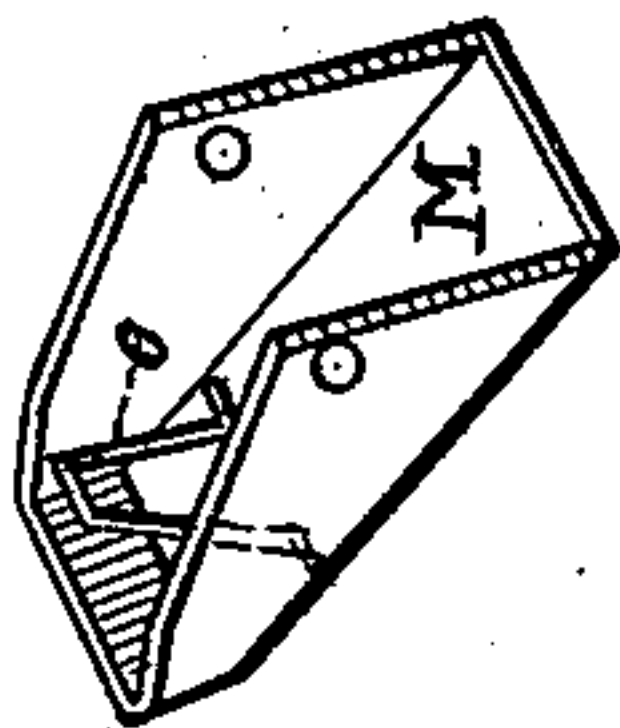
Patented Nov. 28, 1876.



Witnesses

Thomas J. Dewley,
William C. Helmholz.

FIG. 4



Inventor

David A. Domer.

per Stephen H. Harkness Attorney

UNITED STATES PATENT OFFICE.

DAVID A. DOMER, OF ALTOONA, PENNSYLVANIA, ASSIGNOR TO J. C. DOMER,
ALEXANDER RILING, AND JOHN COLCLESSER, OF SAME PLACE.

IMPROVEMENT IN PORTABLE PRIVIES.

Specification forming part of Letters Patent No. 184,849, dated November 28, 1876; application filed August 3, 1876.

To all whom it may concern:

Be it known that I, DAVID A. DOMER, of Altoona, in the county of Blair, in the State of Pennsylvania, have invented a new and useful Improvement in Earth-Closet, of which the following is a full, clear, and exact description, reference being had to the accompanying drawings.

My invention consists of the following particulars: The earth-closet is made in two parts for convenience of transportation, or for removing it from one part of the premises to another. The lower part or base contains a detachable receptacle or drawer, which is removable at its rear side as a matter of convenience in detaching it, and also for the prevention of soiling the earth-closet in the removal. Suitable means are provided for charging the drawer with coal-ashes or other deodorant.

In the accompanying drawings, Figure 1 is a vertical longitudinal section of my improved earth-closet. Fig. 2 is a front elevation of the same, a portion of the front side being broken away to show the interior arrangement of the inside. Fig. 3 is an isometrical view of the valve J and lever K, the latter being permanently connected to one end of the shaft L of the valve. Fig. 4 is a like view of the chute M.

Like letters of reference in all the figures indicate the same parts.

A is the base of my improved earth-closet, with which the several movable parts are connected. The upper part B is connected with the base by the lower edges of three of its sides resting upon the continuous ledge *a* of the floor O. The house is thereby detachable at pleasure for convenience of transportation or for changing its locality. The base, from the front of the seat to its rear side, is of box form, as seen in Fig. 1, and contains the detachable receptacle or drawer C, which is removable entirely from the earth-closet for the purpose of emptying its contents. The part of the base which projects from the rear of the upper part B has a hinged cover, D, for the purpose of being thrown up when necessary for the removal of the drawer C. When in its lower position it is fastened down by means of hooks *b b*, whereby at its rear edge it is caused to bear on the beveled rear edge *c* of the drawer and confines the latter in its

place. Connected with the vertical plate E, and resting on the stationary board G in the rear of the hinged seat H is the earth-reservoir I, having the valve J, of cylindrical shape in its central part, from which project wings *d d*, the outer edges of which press against the front and rear sides of the reservoir, as seen in Fig. 1, for cutting off the supply of the deodorizing material, when the lever K, permanently connected with one end of the shaft L of the valve, is thrown forward. When the discharge from the reservoir is to be made the lever is thrown backward into the position shown by dotted lines, whereby the wings *d d* of the valve are carried away from the sides of the reservoir to admit of the downward passage of the deodorizing material into the chute M. The chute is arranged on an angle, as seen in Fig. 1, with the loop *e* at its rear end held by the stationary hook *f*, which projects from the under side of the board G, and its front end by the arm *g* of the lever K, whereby the movement of the lever in operating the valve J gives a swinging movement to the chute for sprinkling the deodorizing material over the front part of the contents of the receptacle C beneath the seat. The reservoir I has a hinged lid, N, which is thrown upward for filling the former.

I usually employ coal-ashes for charging the reservoir, as I have found it to be the best deodorant for the purpose; but I do not confine myself to the use of this material, as other things in common use answer the purpose.

I claim as my invention—

1. In a portable earth-closet, the detachable part B, open at bottom, in combination with the base A, having a floor, O, provided with a ledge, *a*, substantially as and for the purpose set forth.

2. The combination of the drawer C with the base A, having a box projection at its rear side, provided with a hinged cover, D, and fastening-hooks *b b*, substantially in the manner and for the purpose set forth.

DAVID A. DOMER.

Witnesses:

JOHN C. MARR,
WM. T. HOWARD.