

H. SAGE.  
TOBACCO OR CIGAR PRESS.

No. 184,800.

Patented Nov. 28, 1876.

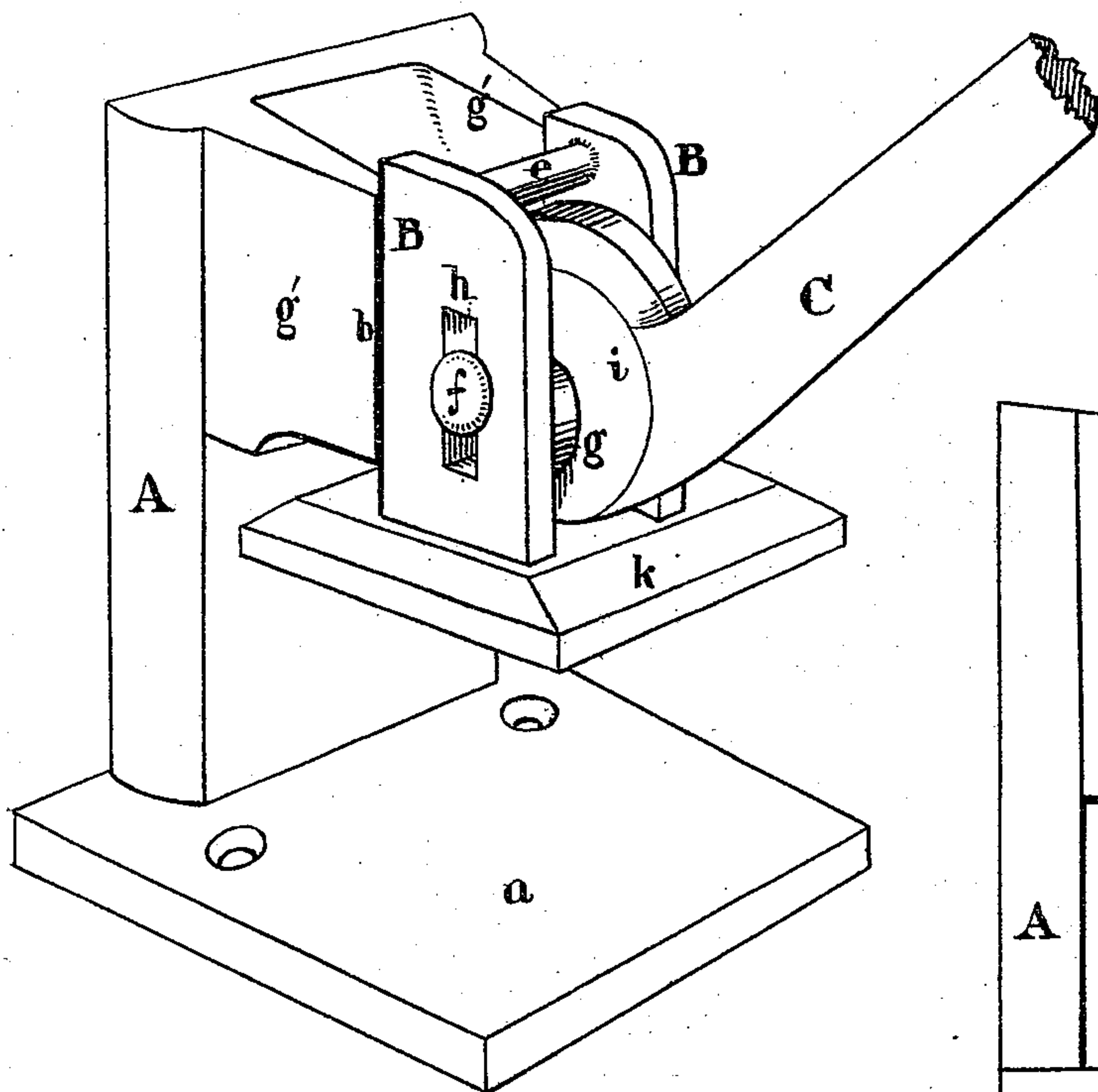


Fig. 1.

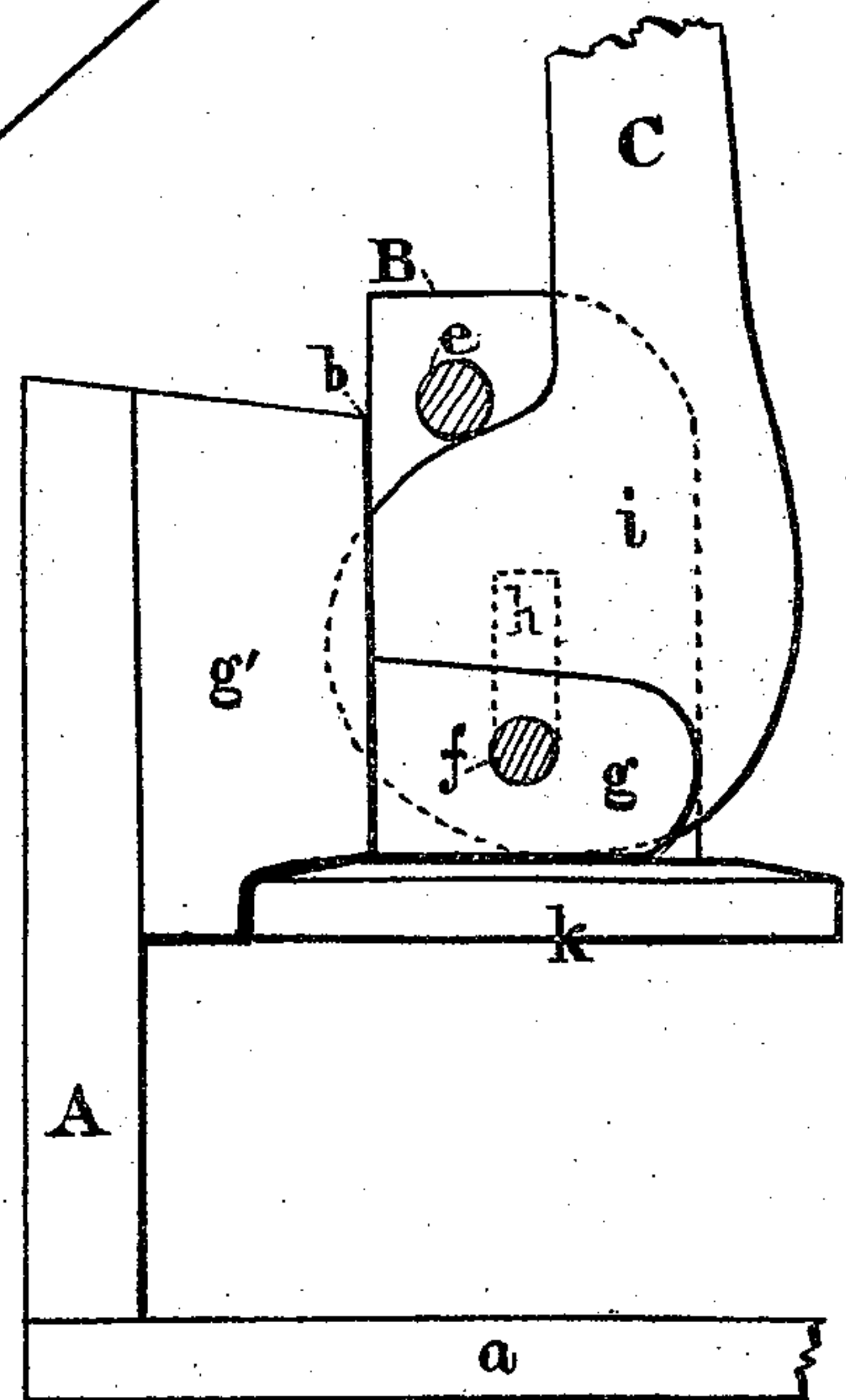


Fig. 2. (The nearest cheek "B," removed.)

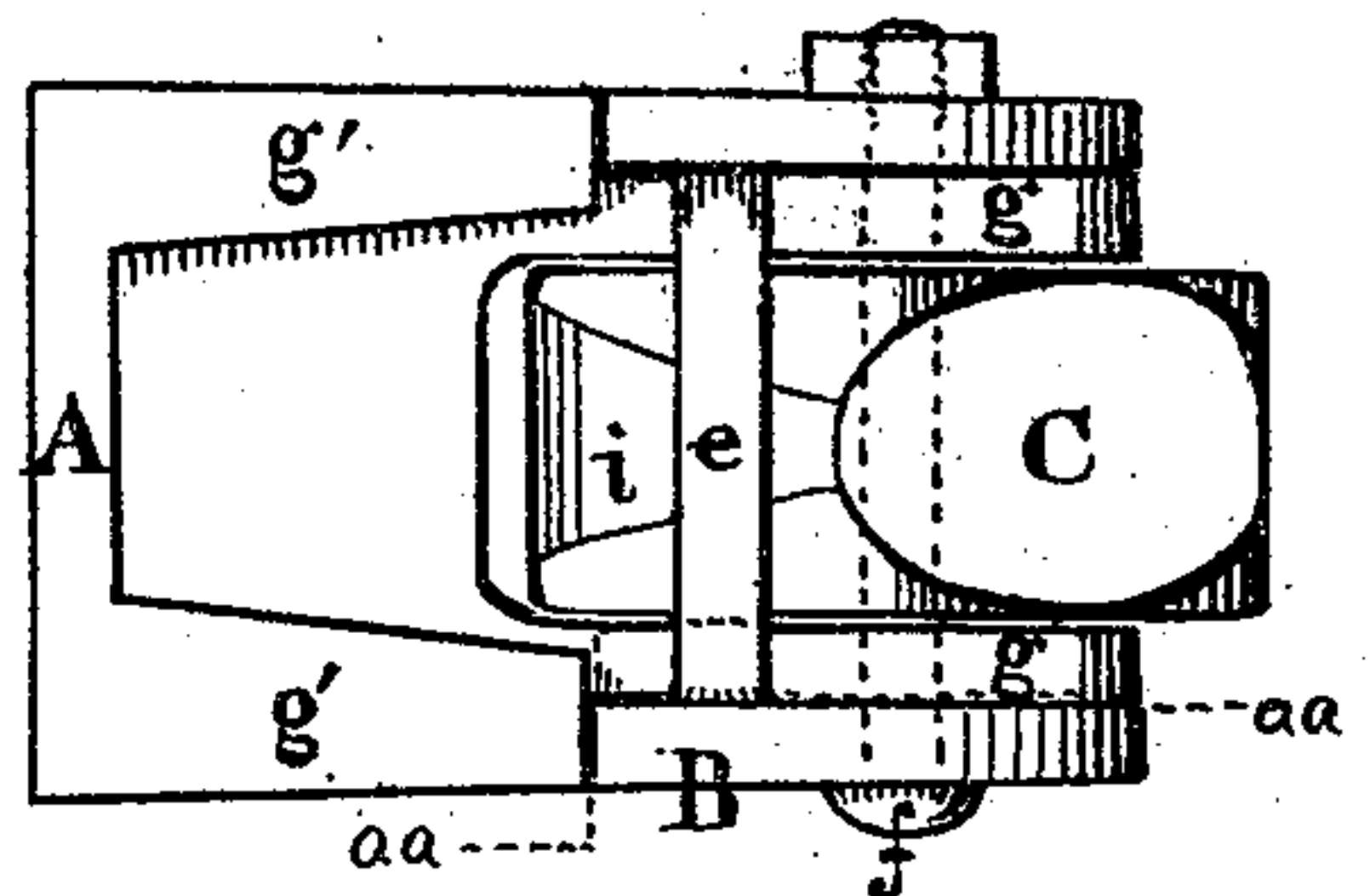


Fig. 3.

Witnesses  
Clarence Thurston  
Septor. Clarendon.

(Inventor)

Henry Sage  
by E. Thurston, his atty. in fact

# UNITED STATES PATENT OFFICE.

HENRY SAGE, OF PEKIN, ILLINOIS.

## IMPROVEMENT IN TOBACCO OR CIGAR PRESSES.

Specification forming part of Letters Patent No. 184,800, dated November 28, 1876; application filed September 11, 1876.

*To all whom it may concern:*

Be it known that I, HENRY SAGE, of the city of Pekin, in the county of Tazewell and in the State of Illinois, have invented an Improvement in Tobacco or Cigar Presses; and do hereby declare that the following is a full, clear, and exact description thereof, reference being had to the annexed drawings, making a part of this specification, in which like letters of reference refer to like parts, and in which—

Figure 1 represents a perspective view of my improved tobacco or cigar press; Fig. 2, a sectional elevation, and Fig. 3 a plan view.

Like letters in all the figures of the drawings indicate like parts.

The object of this invention is to afford a cheaper, simpler, and equally as effective a press for tobacco and cigar molds as those on the screw or compound-lever plans; and it consists as follows: A cam having a long arm is pivoted on a pin, and works vertically within a block or cheeks in the upper part of the "platen," against a bar or cross-piece connecting the said cheeks above, and working below against the platen. The pivot-pin passes through a vertical slot in either cheek, and also through arms on either side of the cam, projecting from a standard rising from the base of the press; also passing, of course, through the cam at its lower part. The cheeks work respectively against and are guided by vertical shoulders on either arm of said standard when operated by the cam, so raising and pressing down the platen.

I construct my press as follows: A represents the press, consisting of a strong standard rising from the back part of the base or table *a*, and extending over it in two parallels, *g' g*, each having a vertical shoulder, *b*, about midway, and each pierced at its outer end for

a bolt or pin, *f*. B B are parallel cheeks rising from the platen *k*, each sliding on its respective shoulders *b b* of the arms *g' g* and *g' g*, and inclosing the outer ends of the same. Each cheek is provided with a vertical slot, *h*, for the passage of the extremities of the pin *f*, which confines the platen and its cheeks to a vertical motion. Connecting the top of each cheek is the cross-bar *e* for the abutment of the cam *i*. C represents the lever of the cam *i*, the latter being pivoted upon said pin *f* between the arms *g g*.

The operation of this press needs little description, but when the lever C is raised the upper part of the cam *i*, pressing on said cross-bar *e*, raises the platen to the proper height, and is forced down by the bearing of the lower face of the cam upon the platen.

The advantages of this style of press are: First, it is more economical and less costly than the screw-presses generally employed for this purpose, and equally powerful; second, it is more easily operated, and at one stroke; third, several of these presses may be used to facilitate the pressing process, with small cost to the tobacco or cigar factor.

What I claim as my invention is—

The tobacco or cigar press, consisting of standard A, having arms *g' g*, provided with shoulders *b b* to receive the vertically-sliding cheeks B B of the platen *k*, connected by the cross-bar *e*, in combination with the cam-lever C *i*, and bolt *f*, constructed substantially as and for the purpose described.

In testimony that I claim the foregoing cigar or tobacco press, I have hereunto set my hand this 15th day of August, A. D. 1876.

HENRY SAGE.

Witnesses:

HENRY W. WELLS,  
GEORGE BRONISON.