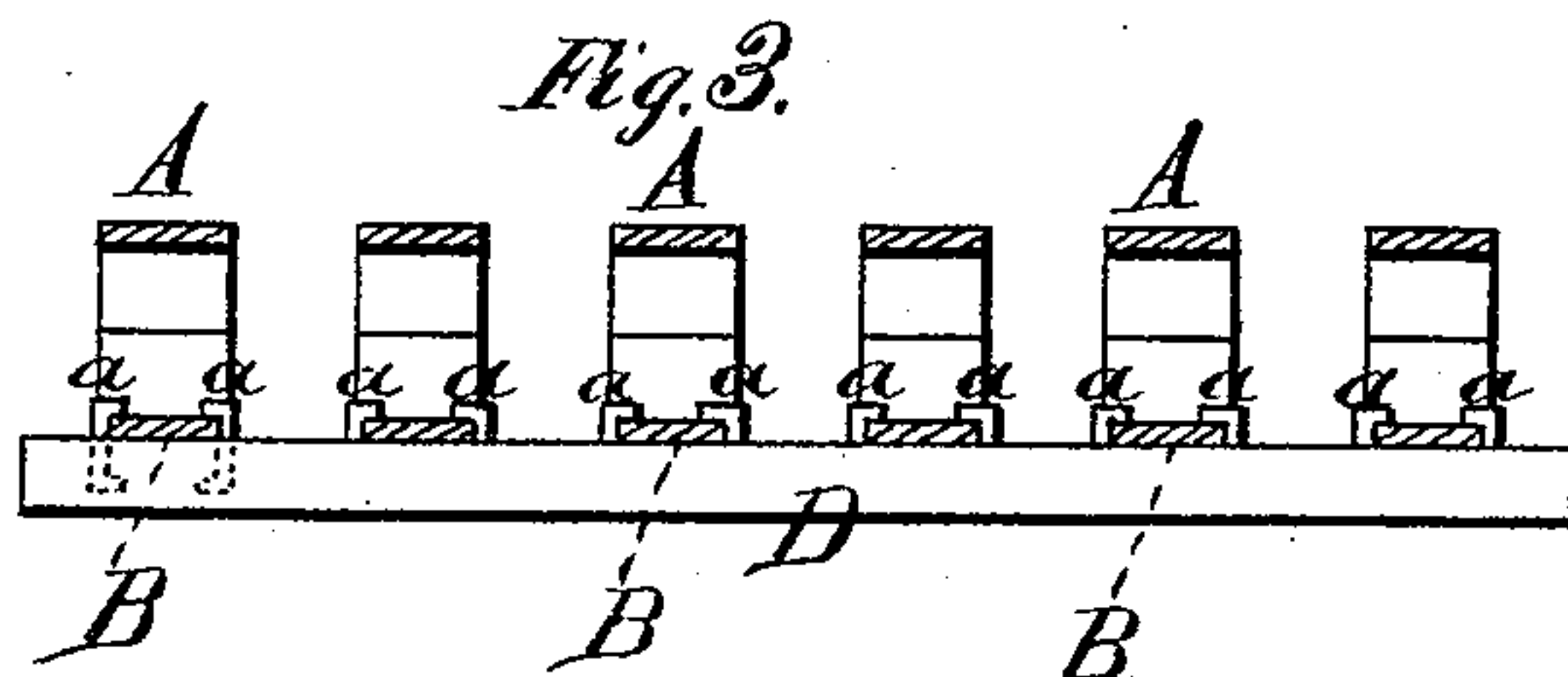
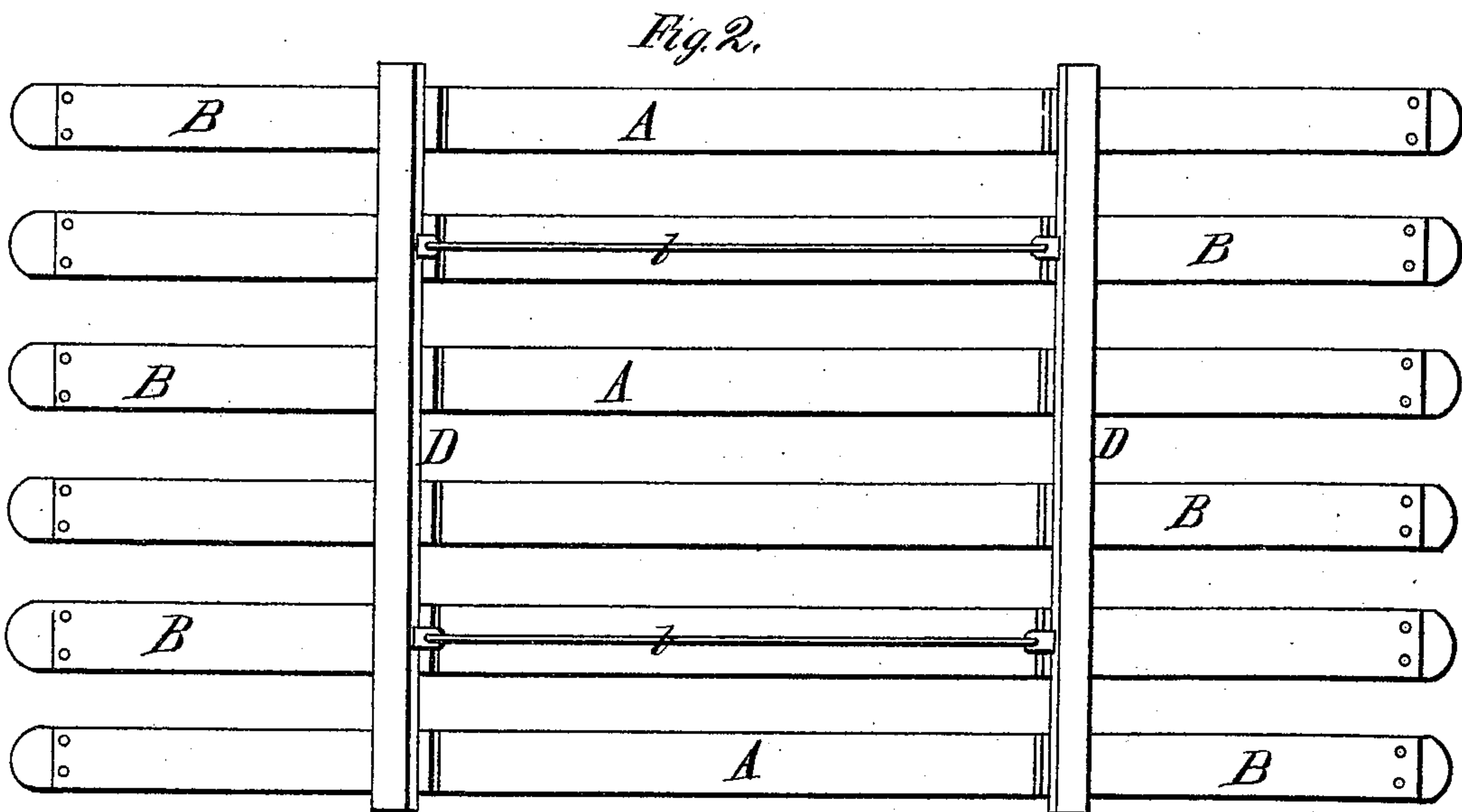
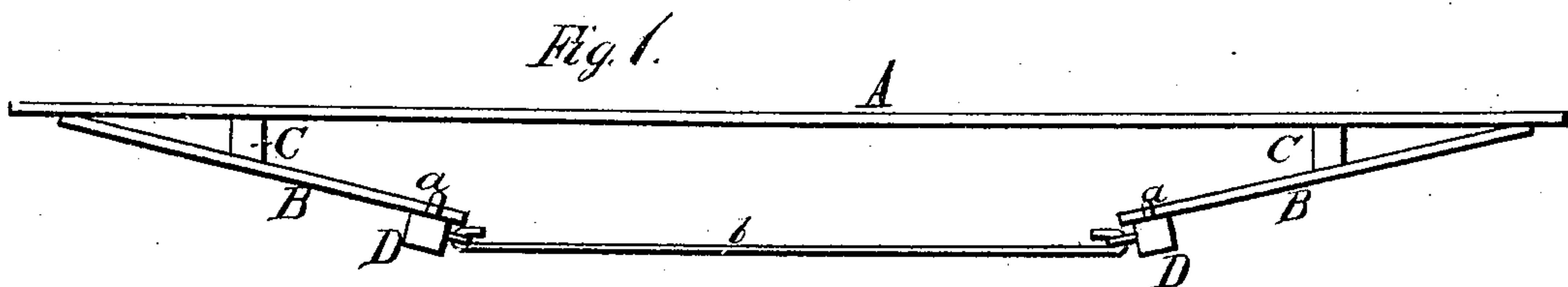


R. H. OLIVE & C. E. DAVISON.

SPRING BED-BOTTOM.

No. 184,655.

Patented Nov. 21, 1876.



WITNESSES

Robert Everett
George E. Upham.

INVENTORS.

Richard H. Olive.
Cephias E. Davison.
Gilmore, Smith & Co.
ATTORNEYS

UNITED STATES PATENT OFFICE.

RICHARD H. OLIVE AND CEPHAS E. DAVISON, OF WAYLAND, MICHIGAN.

IMPROVEMENT IN SPRING BED-BOTTOMS.

Specification forming part of Letters Patent No. **184,655**, dated November 21, 1876; application filed February 26, 1876.

To all whom it may concern:

Be it known that we, RICHARD H. OLIVE and CEPHAS E. DAVISON, of Wayland, in the county of Allegan and State of Michigan, have invented a new and valuable Improvement in Spring Bed-Bottoms; and we do hereby declare that the following is a full, clear, and exact description of the construction and operation of the same, reference being had to the annexed drawings, making a part of this specification, and to the letters and figures of reference marked thereon.

Figure 1 of the drawings is a representation of a longitudinal vertical section of our bed-bottom, and Fig. 2 is a plan view of the same. Fig. 3 is a transverse vertical sectional view thereof.

The object of our invention is to improve the construction of spring bed-bottoms, as will be hereinafter more fully set forth.

In the annexed drawing, A A represent a series of spring-slats, placed parallel with each other and a suitable distance apart. To the under side of each slat A, near each end, is secured a short spring-slat, B, which extends inward under the main or long slat, and is held apart from the same by means of a fulcrum-block, C, interposed between them, as fully shown in Fig. 1. The inner lower ends of all the short slats B, at each end, are fastened to the upper side of a cross-bar, D, by means of hooks *a a* entering slots or notches in the edges of said slats B. The ends of the cross-bars D D extend beyond the main slats,

to be placed upon suitable rests or fastenings on the side rails of a bedstead, and the two cross-bars are connected by means of brace-hooks *b b*, of such length that when fastened to the cross-bars the main slats A will be bowed upward, when the bed-bottom is not in use, thereby preventing any permanent sag or downward bowing of the slats A A.

It will be seen that at each end of each main slat is formed an A-shaped spring by means of the short slat B and fulcrum-block C.

The bed-bottom thus constructed is cheap to manufacture, strong and durable, and not liable to get out of order. It can easily be taken apart for shipment and when not desired for use.

If desired, the short slats B may be permanently secured to the cross-bars D by screws, nails, or other fastenings.

What we claim as new, and desire to secure by Letters Patent, is—

The combination, in a bed-bottom, of the long slats A, short slats B, fulcrum-blocks C, and the cross-bars D, connected by the brace-hooks *b*, all constructed substantially as and for the purposes herein set forth.

In testimony that we claim the above we have hereunto subscribed our names in the presence of two witnesses.

RICHARD H. OLIVE.
CEPHAS E. DAVISON.

Witnesses:

BRUCE W. LINCOLN,
DANIEL T. HERSEY.