

W. NAIRN.
AUTOMATIC GATES.

No. 184,416.

Patented Nov. 14, 1876.

Fig. 1

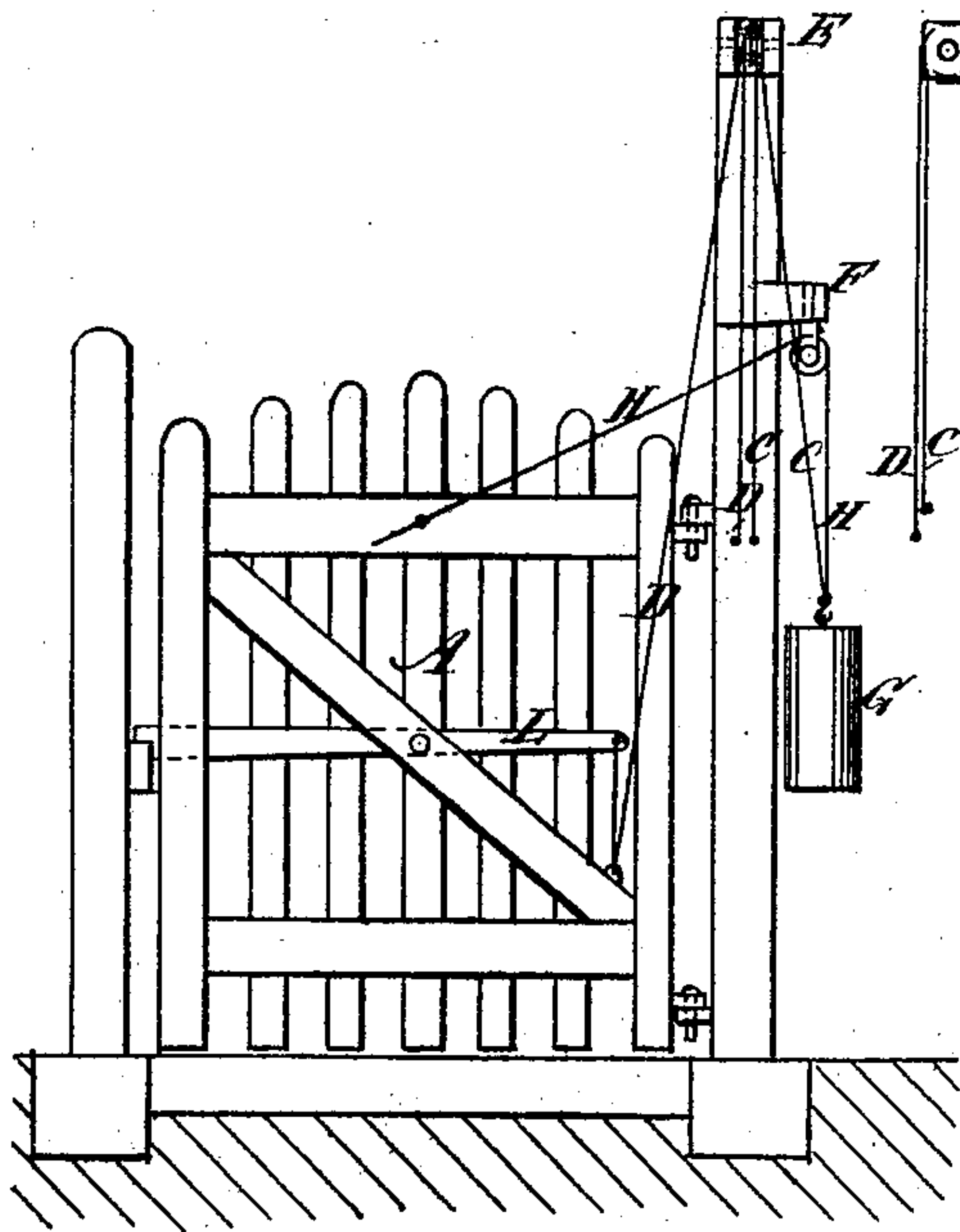


Fig. 2

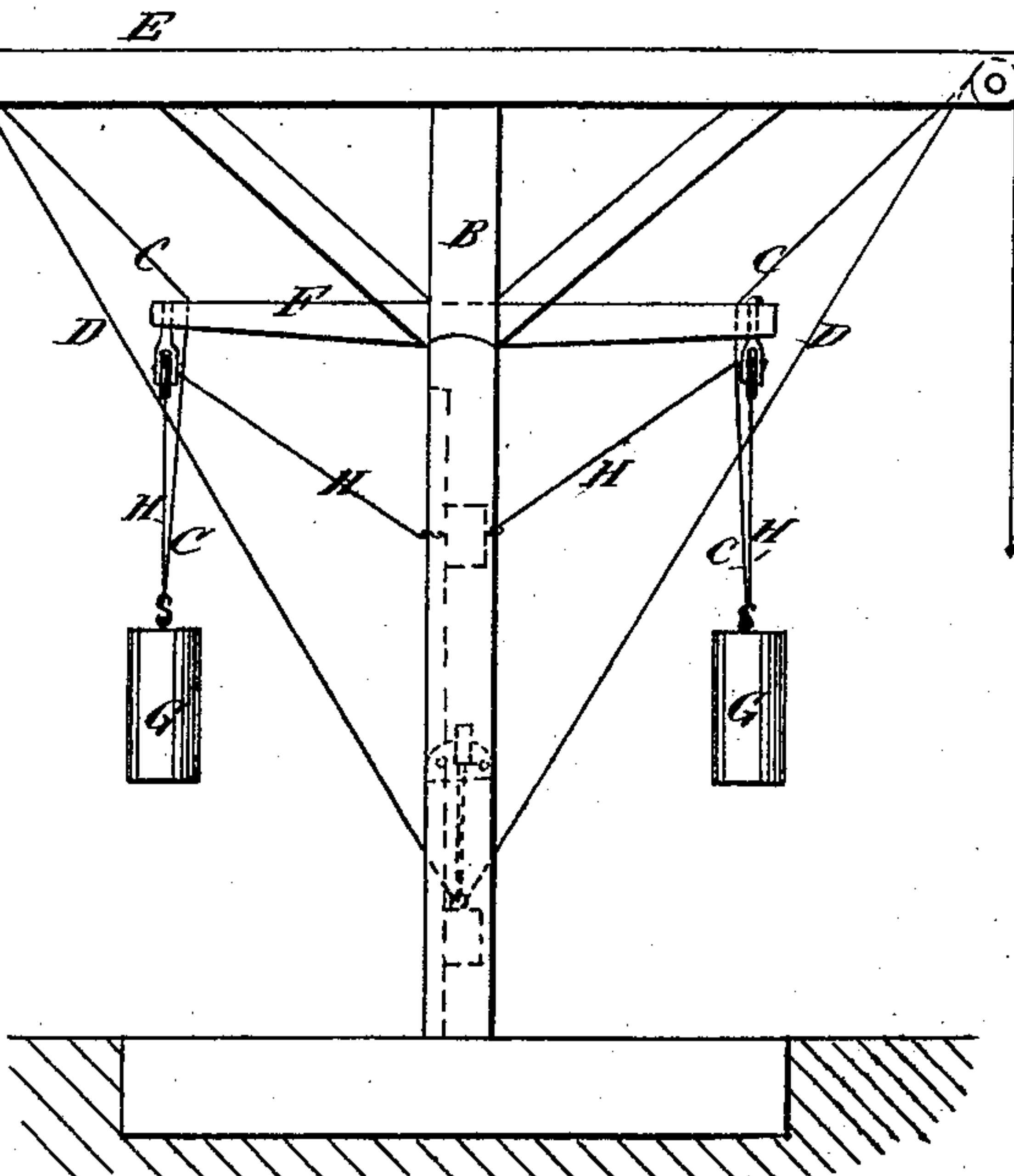


Fig. 3

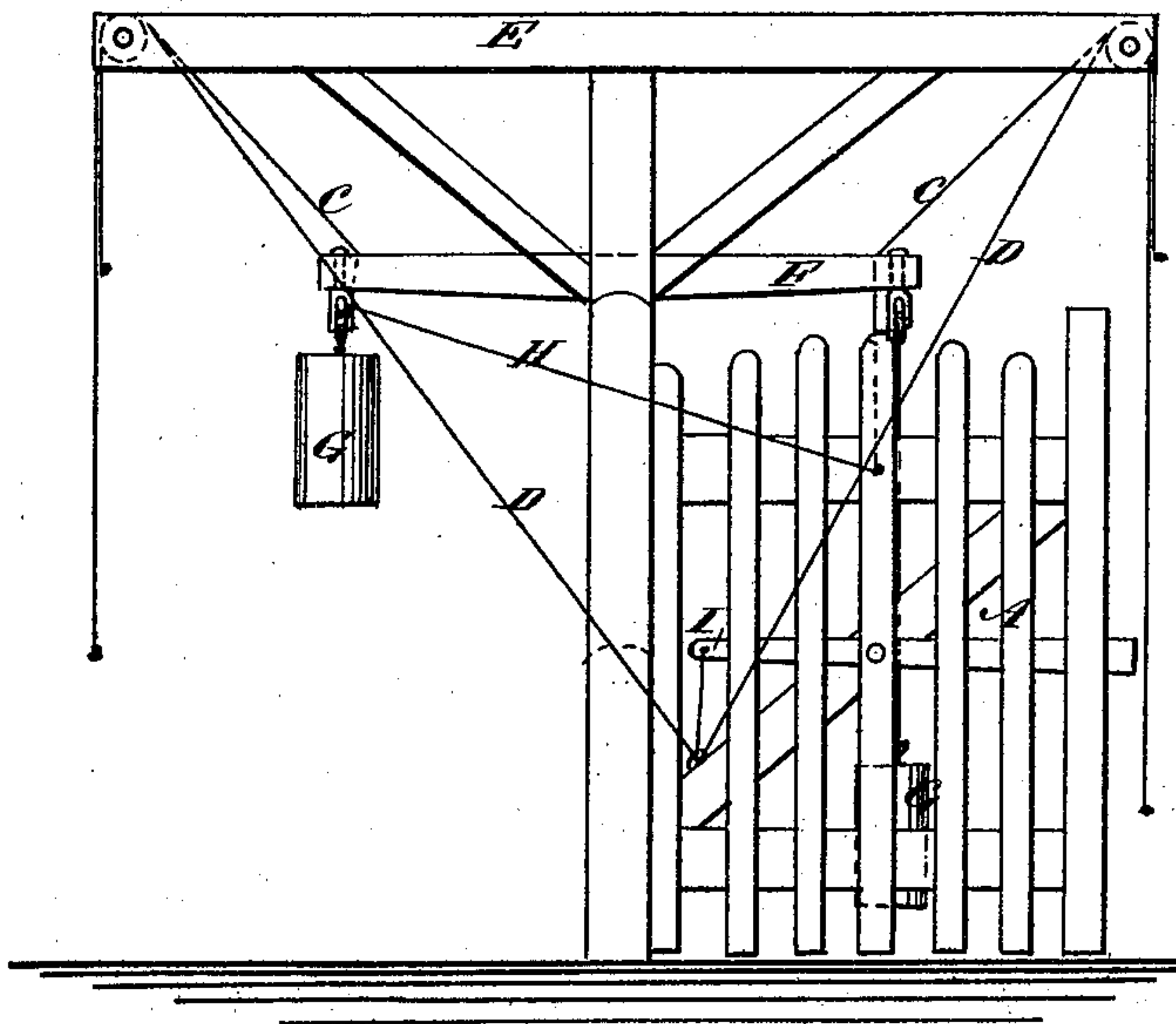
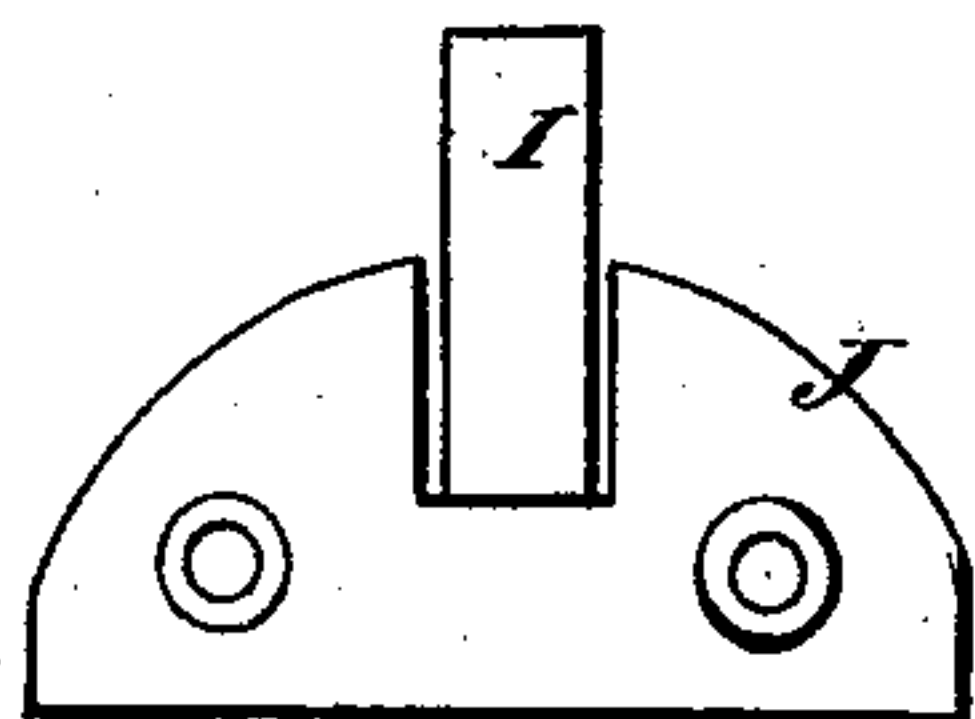


Fig. 4



WITNESSES:

C. Nairn
John Goethals

INVENTOR:

Wm. Nairn

BY

Wm. Nairn

ATTORNEYS.

UNITED STATES PATENT OFFICE.

WILLIAM NAIRN, OF MONTEREY, ILLINOIS.

IMPROVEMENT IN AUTOMATIC GATES.

Specification forming part of Letters Patent No. **184,416**, dated November 14, 1876; application filed April 18, 1876.

To all whom it may concern:

Be it known that I, WILLIAM NAIRN, of Monterey, Calhoun county, Illinois, have invented a new and Improved Gate Opening and Closing Apparatus, of which the following is a specification:

My invention consists of a weight attached to each side of the gate, so as to swing it together, with a cord for raising one weight to allow the other to work the gate; also, a cord for raising the latch; also, contrived that the gate can be opened and closed without dismounting from a horse or carriage.

Figure 1 is a side elevation of a closed gate with my improved apparatus for opening and closing it. Fig. 2 is an end elevation of Fig. 1. Fig. 3 is an end elevation, showing the gate open, and Fig. 4 is an elevation of the catch and latch.

Similar letters of reference indicate corresponding parts.

A represents the gate, which is hinged to a high post, B, on the top of which is a long beam, E, extending a suitable distance along the road each way for suspending cords C D from pulleys at the ends, so that they can be reached from a carriage or horseback. Be-

low the beam E is a shorter one, F, from which weights G are suspended, which are connected by cords H with the gate so as to swing it when the opposite weights are not balanced by each other. The cords C are connected to the weights G respectively, and the cords D are connected to the latch I so as to raise it out of the catch J.

To operate the gate, the weight on the side to which the passer-by comes is raised by the cord C, then the latch is lifted by the cord D, when the weight on the opposite side of the gate swings it open. After passing through, the weight which opened the gate is raised, which allows the other weight to close it.

Having thus described my invention, I claim as new and desire to secure by Letters Patent—

The weights G, cords H, lifting-cords C, and latch-cords D, combined with the gate-latch, and beams E F, substantially in the manner described.

WILLIAM NAIRN.

Witnesses:

R. C. BEATY,

C. PERRY EDSALL.