

G. SOUTHARD.

FOLDING-BED.

No. 184,269.

Patented Nov. 14, 1876.

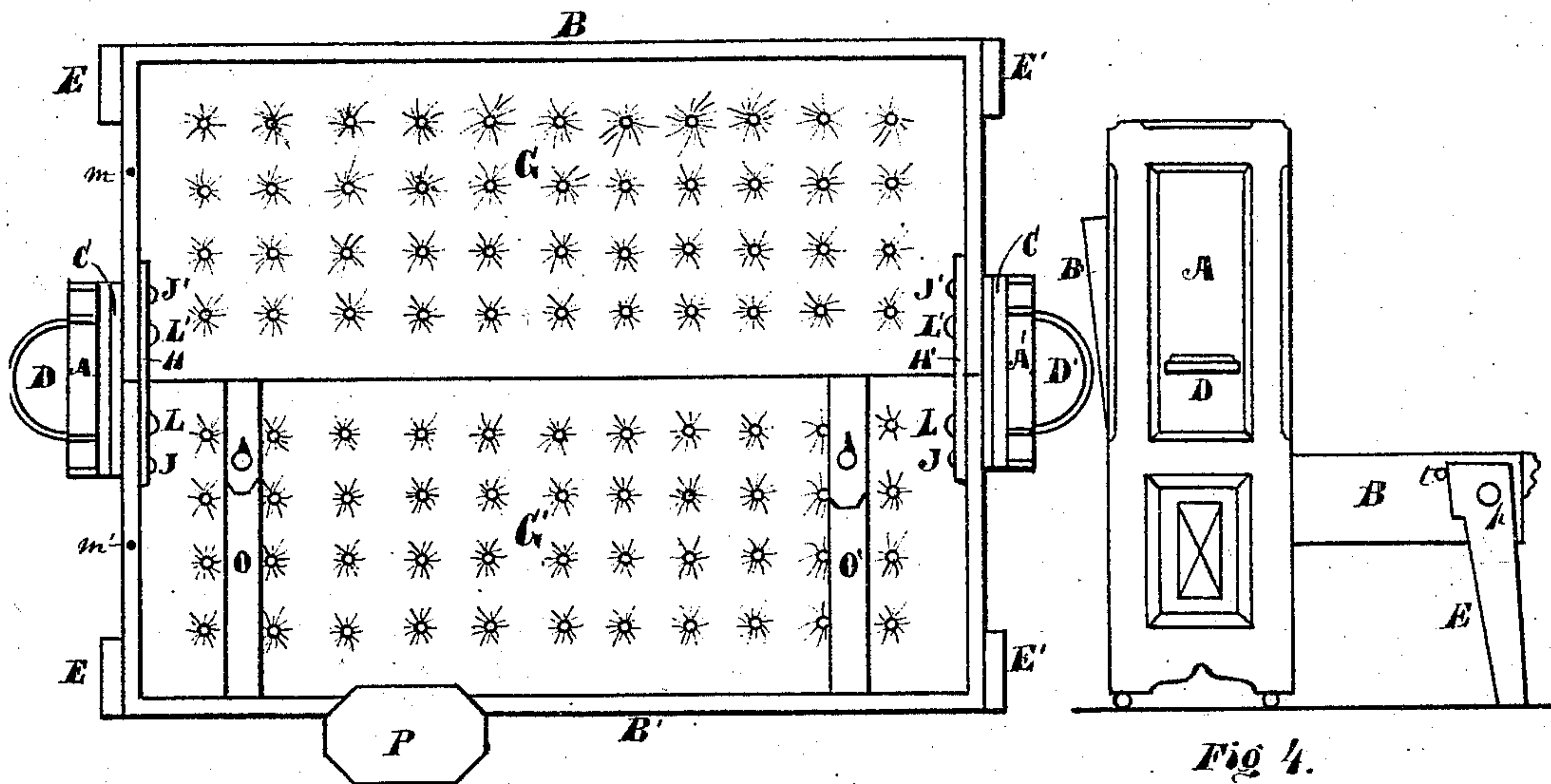
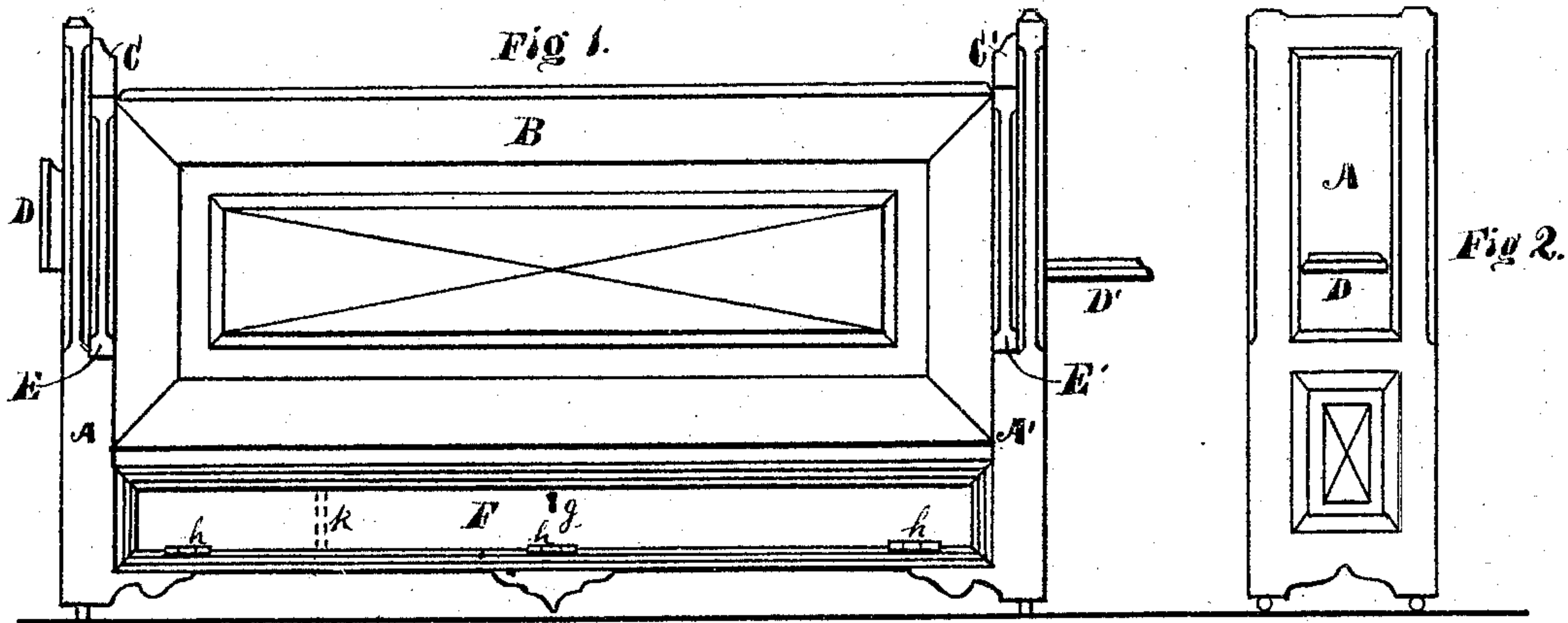


Fig. 3.

Fig. 4.

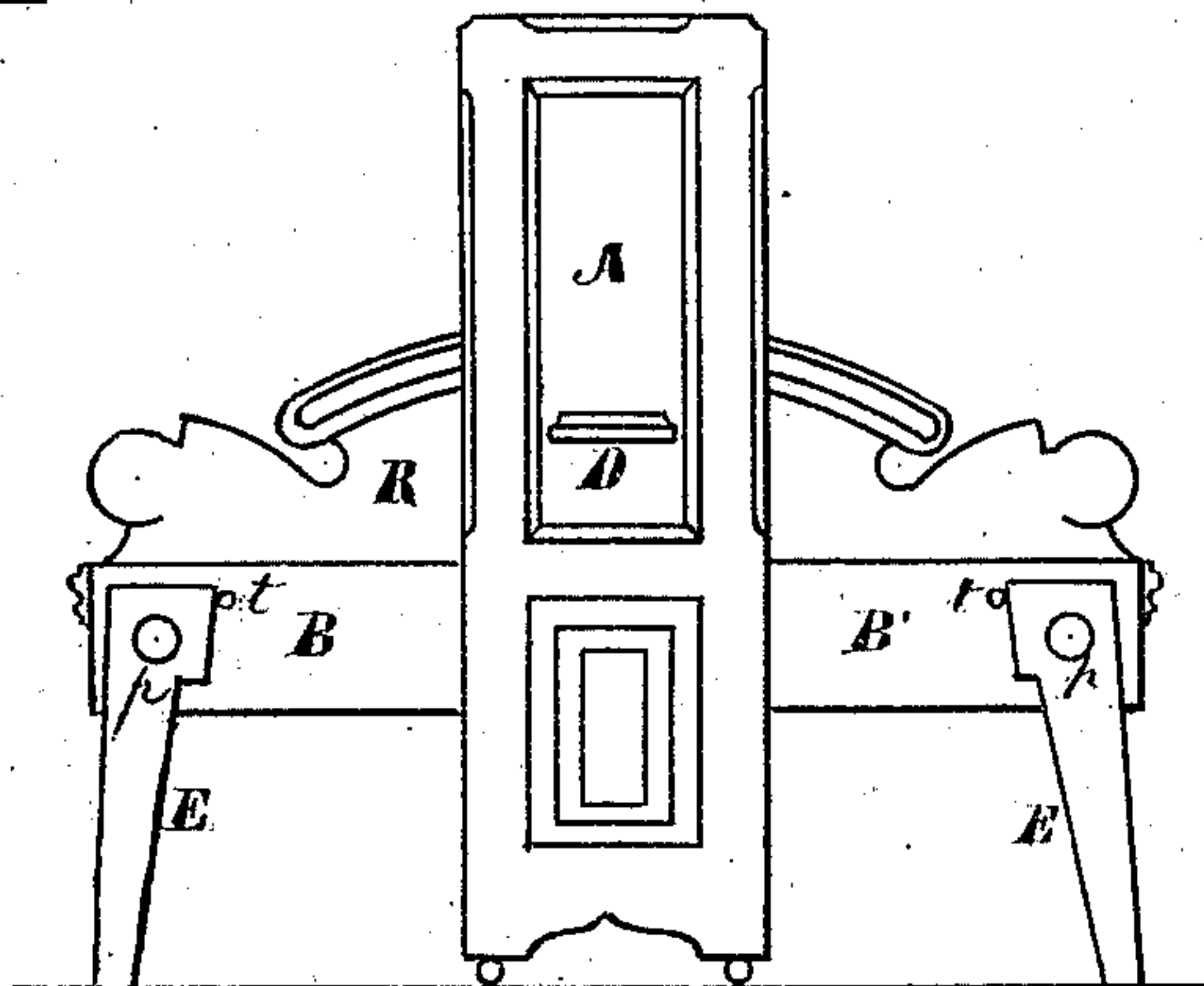


Fig. 5.

WITNESSES;

S. C. Smith
J. S. Long

INVENTOR.

George Southard,
Per. E. C. Smith, his Atty.

UNITED STATES PATENT OFFICE.

GEORGE SOUTHARD, OF INDIANAPOLIS, INDIANA.

IMPROVEMENT IN FOLDING BEDS.

Specification forming part of Letters Patent No. **184,269**, dated November 14, 1876; application filed January 3, 1876.

To all whom it may concern:

Be it known that I, GEORGE SOUTHARD, of Indianapolis, county of Marion, State of Indiana, have invented certain new and useful Improvements in Folding Beds, of which the following is a description, reference being had to the accompanying drawings.

My invention relates to that class of beds designed to be folded up when not in use and form an ornamental article of furniture; and my invention consists in so constructing and arranging the several parts thereof as to form a full-sized bed, or a lounge, or an ornamental piece of furniture which will only occupy a small portion of the space required when the bed is opened.

Figure 1 represents a side view of my improved folding bed closed up. Fig. 2 is an end view of the same. Fig. 3 is a plan or top view of the same with the beds folded down. Fig. 4 represents an end view of the same, showing only one bed-section open and the other slightly inclined to form a back, as in a lounge. Fig. 5 represents an end view of Fig. 3, showing the position of the bed-sections in relation to the end of the frame, and the arrangement of the adjustable legs to support the outer edges of the bed-sections.

A A represent the end frames, which are united together at the bottom by the frame-work that surrounds the box or drawer F. The lower halves of the ends A are made twice as thick as the upper halves. This arrangement gives room for the adjustable legs E E' E' to fold in between the end frames A and bed-sections B B', as shown in Fig. 1. The bed-sections B B' are framed up with plain or ornamental fronts, and are pivoted to the ends A A' at L L, as shown in Fig. 3, in such a manner as to allow them to be folded up, as in Figs. 1 and 2, or opened, as in Figs. 3, 4, and 5. At each end of the folding beds B B', on the inside of the frames, are arranged stay bars or braces H H', pivoted to one section of the bed at J J, in such a manner as to hook over the studs J' J' and prevent the center of the two sections B B' from being forced down when occupied. In the frames B B' are secured the mattresses G G' in any manner so as to prevent them from dropping through onto the drawer-cover L when the two bed-sections are closed up, as in Figs. 1 and 2. On each end A A' are arranged small folding

stands D D', used to place articles, such as pitchers, glasses, &c., on. The adjustable sideboard P is also used for the same purpose, and can be attached to the bed-frame B, as shown. The legs E E' are pivoted to each of the outer corners of the folding-bed frames at p, and are held in the position shown in Figs. 3, 4, and 5 by means of suitable stops t. The legs E, when folded, present the appearance as shown in Fig. 1. There it will be seen that the upper ends of the legs E are folded under the caps C, which are attached to the upper inside parts of the end frames A A'. At the head of the bed, in the ends of the frames B B', are bored holes m m', into which dowel-pins on the under side of the head-board R are inserted to support the head-board, as in Fig. 5. The main frame A A' is mounted upon casters for portability, and are united together by the frame-work of the drawer F, which is under the folding sections B B', and is arranged with a partition, (shown in dotted line k,) and is designed as a receptacle for bed-clothing, queensware, &c.

The arrangement of parts as above described makes a very useful article of furniture, that will be appreciated by all persons who have small rooms, because, when not in use as a bed, it can be folded up and moved against the wall, and not occupy more than one-third the room that it would if left open. The style and finish can be in any manner required.

What I claim as new, and wish to secure by Letters Patent, is as follows:

1. The end frames A, formed with their upper halves thinner than the lower halves, so as to allow the legs E E' E' E' to fold up between the bed-sections B and end frames A.

2. The bed-sections B, pivoted to the end frames A A' at L L, and secured, when open, by the stay-braces H H, pivoted to either section of the bed at J J, and hooked over studs J' J', so as to prevent the center of the bed-sections from being forced downward at their central parts when occupied, as set forth and described.

In testimony whereof I have signed my name to this specification in the presence of two subscribing witnesses.

GEO. SOUTHARD.

Witnesses:

E. O. FRINK,
S. C. FRINK.