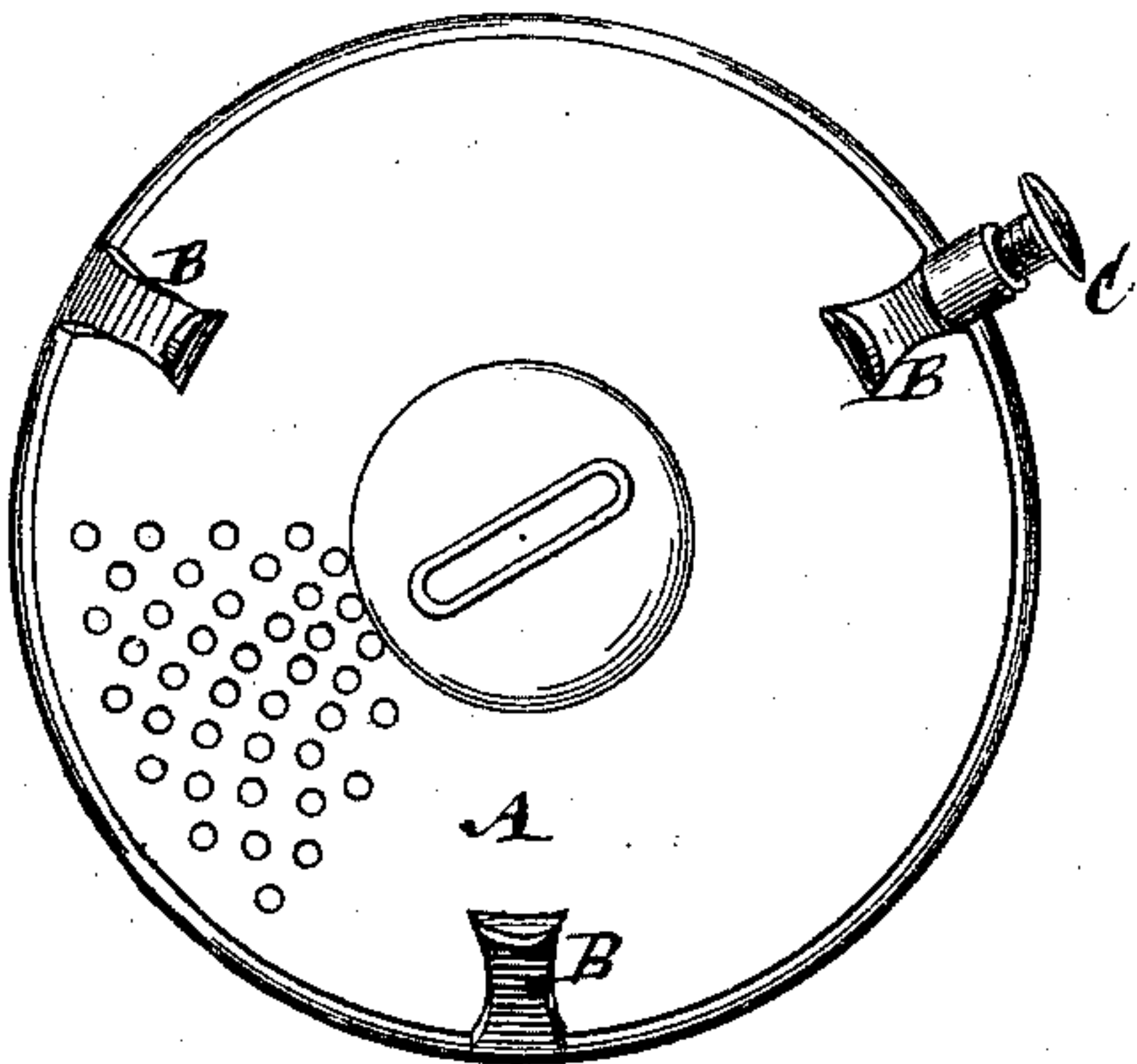


E. J. BLACKHAM.  
LAMP-CHIMNEY HOLDERS.

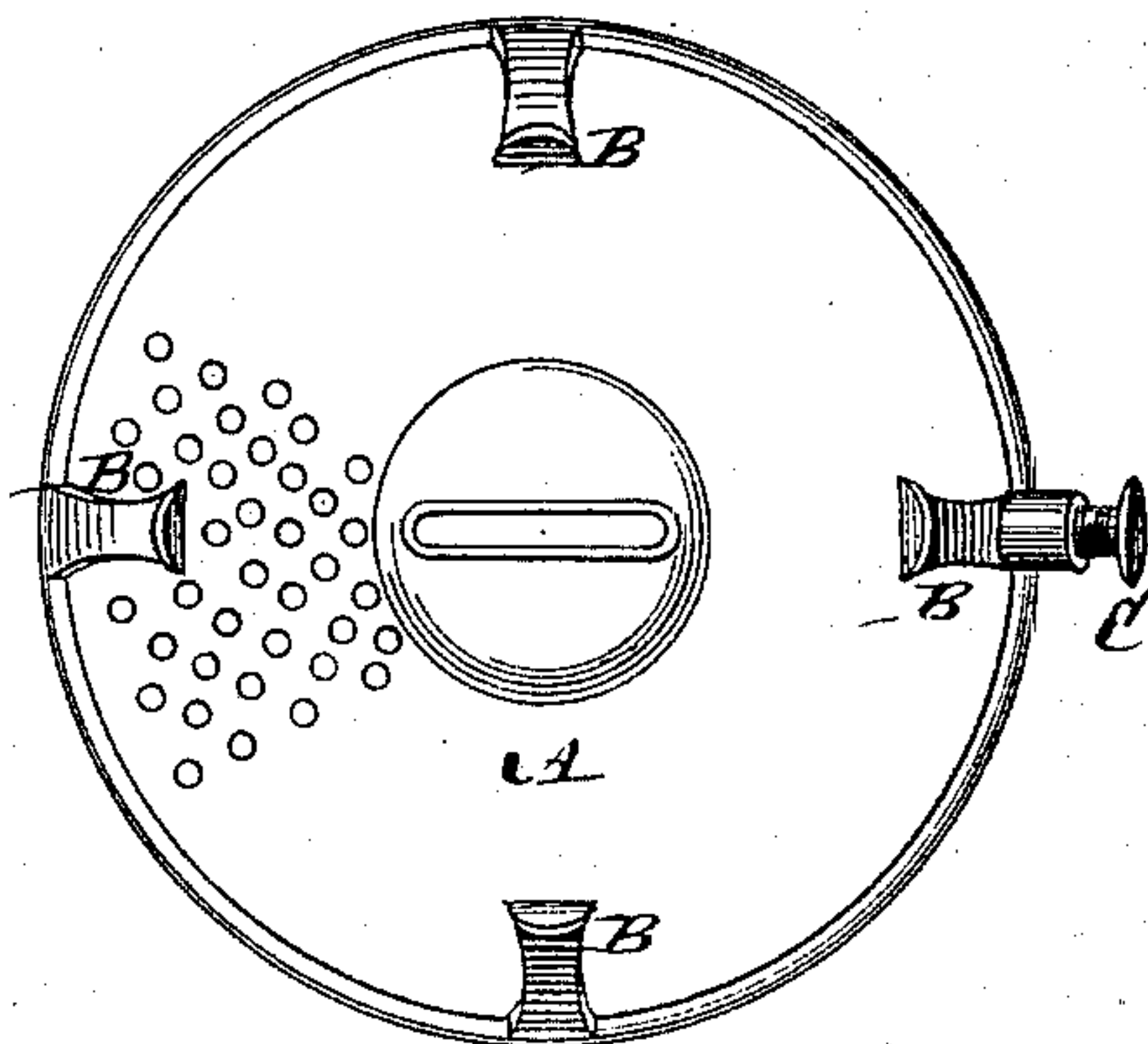
No. 184,134.

Patented Nov. 7, 1876.

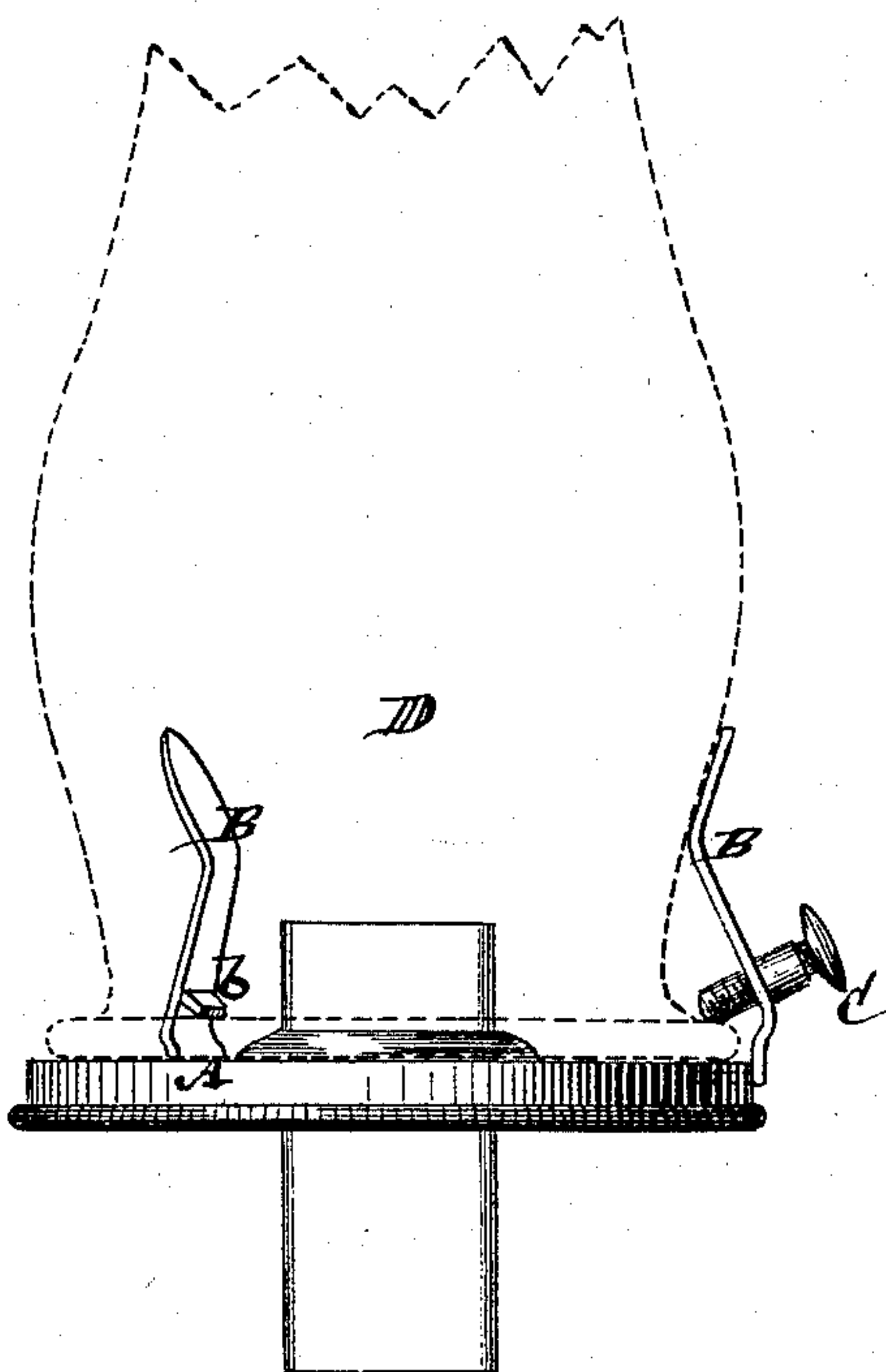
*Fig. 1.*



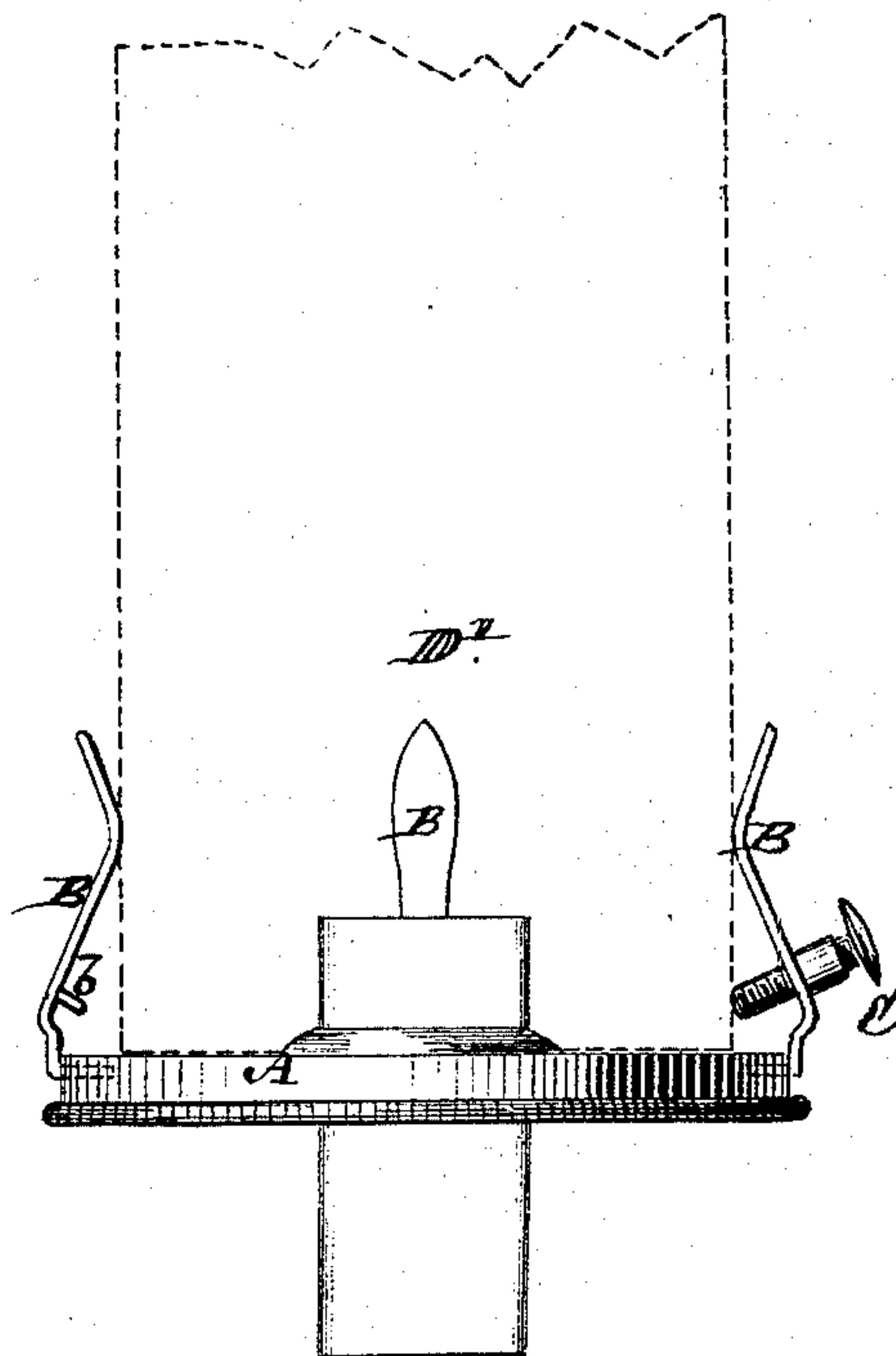
*Fig. 3.*



*Fig. 2.*



*Fig. 4.*



Witnesses  
John Decker  
J. H. Haynes

E. J. Blackham  
by his Attorneys  
Brown & Allen

# UNITED STATES PATENT OFFICE

ELI J. BLACKHAM, OF BRIDGEPORT, CONNECTICUT.

## IMPROVEMENT IN LAMP-CHIMNEY HOLDERS.

Specification forming part of Letters Patent No. 184,134, dated November 7, 1876; application filed October 11, 1876.

*To all whom it may concern:*

Be it known that I, ELI J. BLACKHAM, of Bridgeport, in the county of Fairfield and State of Connecticut, have invented a new and useful Improvement in Lamp-Chimney Holders; and I do hereby declare that the following is a full, clear, and exact description of the same, reference being had to the accompanying drawing, which forms part of this specification.

This invention consists in a lamp-chimney holder of novel construction, whereby the same holder may be used for holding, with a spring-pressure and screw-retaining action, either a chimney having a lip or flange at its base, or a straight or flangeless chimney, such as is used with a sun or other burner; also, whereby the retaining-screw of the chimney has an elastic bearing by being combined with or working through one of the springs which guide and hold the chimney, thus dispensing with a separate bearing for the screw.

The invention furthermore consists in a construction of said springs, or certain of them, with inside lips for, in connection with the retaining-screw which passes through one of the springs, securely holding in position a lamp-chimney having a lip or flange at its base.

Figure 1 represents a plan of a lamp-chimney holder provided with three chimney-retaining springs; and Fig. 2, a side view of the same, applied to hold or carry a chimney having a lip or flange at its base. Fig. 3 is a plan of a similar holder, but showing four, instead of three, chimney-retaining springs, although three or any greater number might be used; and Fig. 4, a side view of the same applied to hold or carry a straight or flangeless chimney, such as is used in connection with a sun or other burner.

A is the perforated plate of the chimney-holder, on which the lamp-chimney rests, and which is provided with three or more upwardly-projecting chimney-retaining springs, B. One of these springs carries the box or bearing for the chimney-retaining screw C, thus

dispensing with a separate support for the screw, and giving an elastic hold or bearing for the latter, which reduces the tendency to fracture of the chimney by the pressure of the screw. The remaining springs B are formed with a lip or lug, *b*, which may be produced by piercing the springs in a drop or press, and suitably bending or turning the pierced but not wholly separated portions, so as to form the lips or lugs, which serve to receive within or under them the flange at the bottom of the chimney D, in Fig. 2, the retaining-screw C, when adjusted, also bearing down on said flange.

By making the lips or lugs *b* of or with the same piece as the springs B the construction of the chimney-holder is economized, and said lips have an elastic action, not only by virtue of themselves, but by virtue also of the springs.

The advantages of a lamp-chimney holder, as thus constructed, are numerous. Thus, it often happens, in using a hinged burner or other analogous burner, that the curved chimney, having a flange at its base or lower end, such as is commonly used, and shown in Fig. 2, is broken, and, in the absence of another chimney of the same kind, it is found necessary or desirable to use a flangeless or straight chimney, D', as shown in Fig. 4, such as is commonly used in connection with a sun burner. This the chimney-holder, as constructed, readily admits of, and the screw C serves to secure and steady said flangeless chimney, when used, much more effectually than can be done by a mere spring.

I claim—

1. The combination, with the springs B of the chimney-holder, of the screw C, carried by one of said springs, substantially as specified.

2. The chimney-retaining springs B, constructed with lips or lugs *b*, in combination with the screw C, carried by one of said springs, essentially as described.

ELI J. BLACKHAM.

Witnesses:

H. D. STANLEY,  
J. R. CRITTENDEN.