

J. M. KENDALL.

IRONING-BOARDS.

No. 183,807.

Patented Oct. 31, 1876.

Fig. 1.

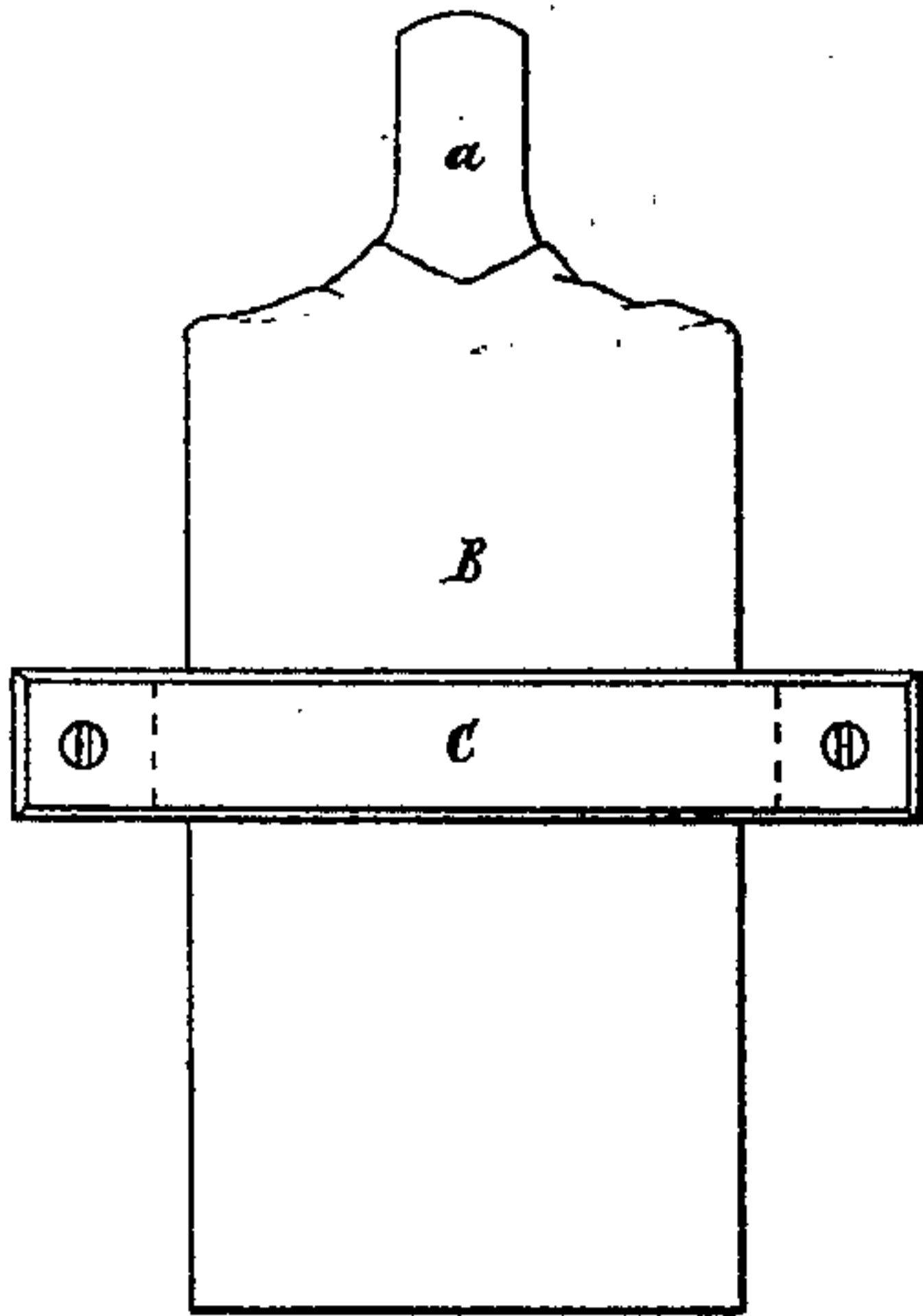


Fig. 2.

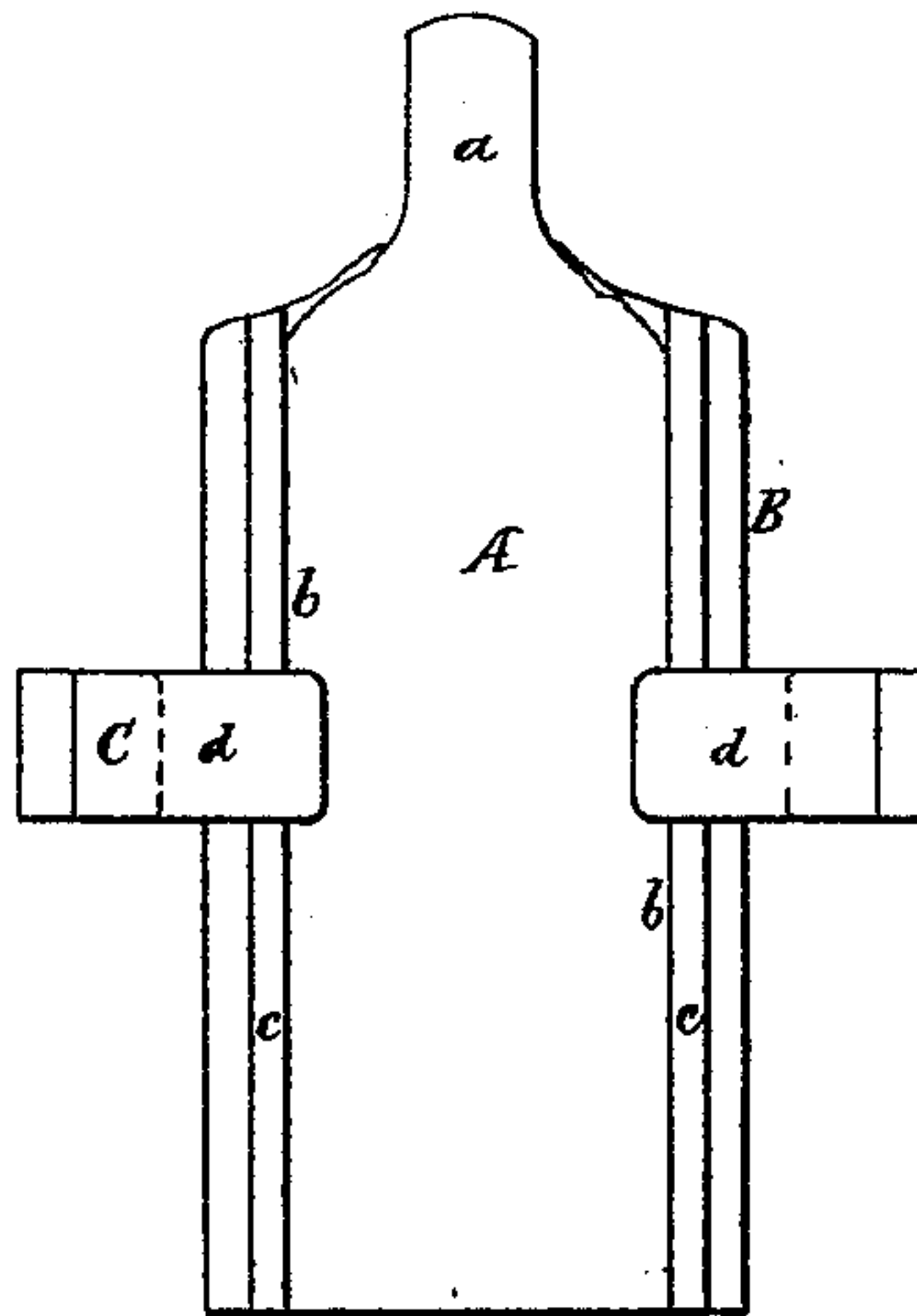


Fig. 3.

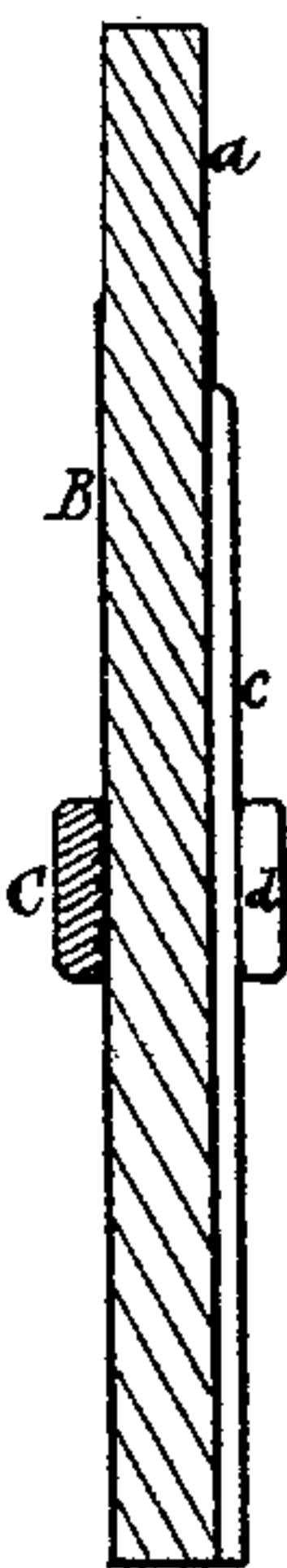
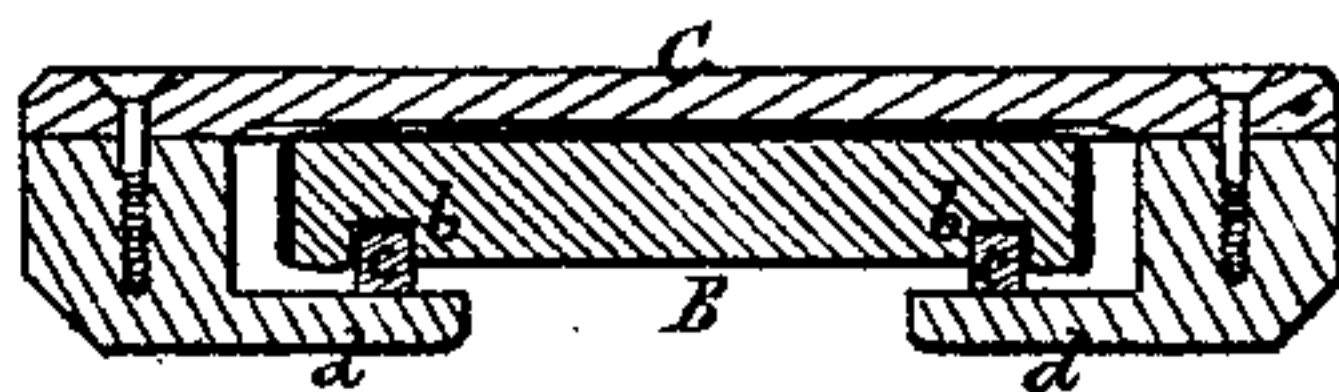


Fig. 4.



Witnesses

S. W. Piper  
L. W. Miller

Jackson M. Kendall

by his attorney

R. M. Eddy

# UNITED STATES PATENT OFFICE.

JACKSON M. KENDALL, OF PROPHETSTOWN, ILLINOIS.

## IMPROVEMENT IN IRONING-BOARDS.

Specification forming part of Letters Patent No. **183,807**, dated October 31, 1876; application filed April 24, 1876.

*To all whom it may concern:*

Be it known that I, JACKSON M. KENDALL, of Prophetstown, of the county of Whitesides and State of Illinois, have invented a new and useful Improvement in Ironing-Boards for Shirts or various other Garments; and do hereby declare the same to be fully described in the following specification and represented in the accompanying drawings, of which—

Figure 1 is a top view, Fig. 2 a bottom view, Fig. 3 a longitudinal section, and Fig. 4 a transverse section, of an ironing-board and its clamping-bar of my improved kind.

The board A, formed as shown, with a handle or neck, *a*, is grooved lengthwise on its lower side and near each of its opposite edges, the grooves being shown at *b b*. These grooves are to receive tongues *cc*, which, when in the said grooves, project from the lower surface of the board, and, with the grooves, serve to hold to the board a cloth cover, B, arranged on the board and within its grooves, in manner as shown. Extending across the board is a clamp-bar, C, which, projecting at each end beyond the board, is there provided with two clamps or turn-buttons, *d d*, to turn under-

neath the board, and against and across the two tongues, in manner as shown. The clamp-bar is grooved lengthwise on its lower surface, as shown in section in Fig. 3. When a shirt or garment is placed on the ironing-board, or the latter is extended within such shirt or garment, the clamp-bar and its clamps are used to hold the latter in place and suitably stretched, ready for and while being ironed. The clamp-bar and its clamps also operate to keep the tongues in the grooves of the board. Furthermore, the board may have applied to it a clamp-screw and nut, for clamping it to a table.

I claim—

1. The ironing-board A, provided with the clamp-bar C and its clamps *d d*.

2. The combination of the ironing-board A, provided with the clamp-bar C and its clamps *d d*, all being applied and arranged as set forth.

JACKSON M. KENDALL.

Witnesses:

H. M. DAILY,  
JOHN NICHOLS.