

EMILY J. CUTTER.
FLUTING-APPARATUS.

No. 183,799.

Patented Oct. 31, 1876.

Fig. 1.




Fig. 2.

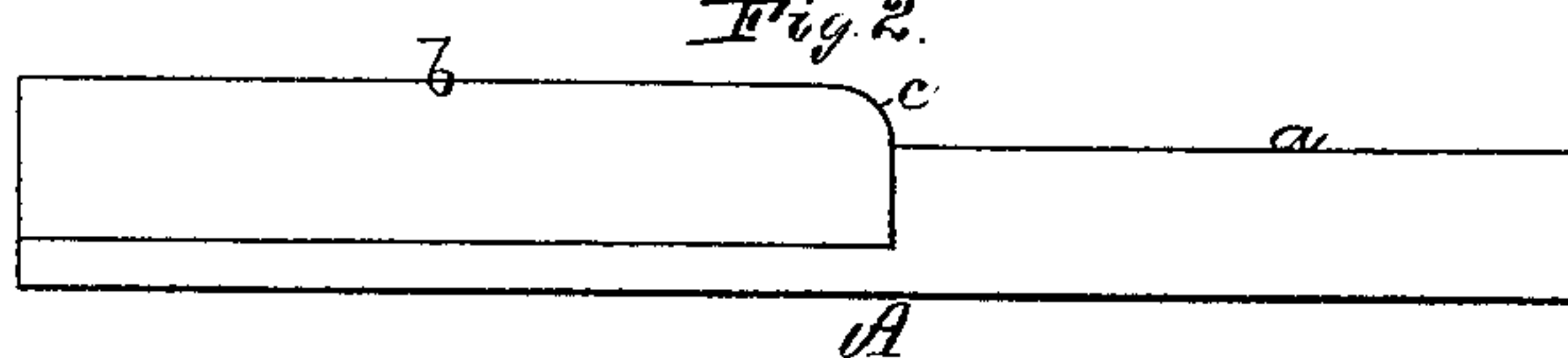


Fig. 3.




Fig. 4.




Fig. 5.




Fig. 6.




Fig. 7.



Witnesses.
S. W. Piper.
L. N. Möller

Emily J. Cutter
by his attorney
R. H. Eddy

UNITED STATES PATENT OFFICE.

EMILY J. CUTTER, OF MALDEN, MASSACHUSETTS.

IMPROVEMENT IN FLUTING APPARATUS.

Specification forming part of Letters Patent No. **183,799**, dated October 31, 1876; application filed June 17, 1876.

To all whom it may concern:

Be it known that I, EMILY J. CUTTER, of Malden, of the county of Middlesex and State of Massachusetts, have invented a new and useful Improvement in Ruffle-Fluters; and do hereby declare the same to be fully described in the following specification, and represented in the accompanying drawings, of which—

Figure 1 is a top view, Fig. 2 a side elevation, and Fig. 3 an end view, of one of my improved fluting-tablets. Fig. 4 is a top view, Fig. 5 a side view, Fig. 6 an end view, and Fig. 7 a bottom view, of the fluting-iron to be used with such board.

In the said drawings, A represents the fluting-tablet, having a flat ironing-surface, *a*, and a series of parallel fluting-ridges, *b b b b*, extending therefrom, in manner as represented, each of such ridges having its inner end *c* curved to the arc of a quarter-circle or thereabout.

The fluting-iron B, to be used with such tablet, has its bottom fluted, as shown at *d d*, one end of each of the ridges *e* of the flutes being curved, as represented at *f*. The flutes of the iron B correspond in section with the ridges of the fluting-tablet. The fluting-iron I usually provide with a suitable handle, like that of a sad-iron.

In using the fluting iron and tablet, the article, as a pillow-case or pillow-sham, for instance, whose ruffle is to be fluted, is to be laid upon the plane or flat surface of the tablet, the ruffle being extended over the corruga-

tions or ridges. After such may have been accomplished, the part of the article next the ruffle is to be ironed smooth by means of a sad-iron. Finally, the ruffling-iron suitably heated is to be laid on the part so ironed, and moved therefrom between the fluting-ridges, so as to press the ruffle over them and into the spaces between them and flute it.

By having the fluting-ridges of the tablet curved on their rear ends, and those of the fluting-iron curved on their front ends, essentially as represented, the gathers of the ruffle are ironed to better advantage, and the danger of tearing them or the ruffle during the process of ironing it is greatly lessened, if not entirely obviated.

I claim—

1. The improved ruffle-fluting tablet provided with the plane or flat surface *a* and the fluting-ridges *b*, arranged as set forth.

2. In the ruffle-fluting tablet, each of the fluting-ridges *b*, curved, substantially as described, at its rear end or junction with the plane surface portion, such being for use with a fluting-iron, provided with fluting-ridges, curved at their ends, as explained.

3. The fluting-iron B, having the fluting-ridges *e* on its bottom surface curved on their front ends, as set forth, for use with a fluting-tablet, as specified.

EMILY J. CUTTER.

Witnesses:

R. H. EDDY,
J. R. SNOW.