

A. J. SCOTT.

NUT-LOCK.

No. 183,472.

Patented Oct. 17, 1876.

Fig. 1.

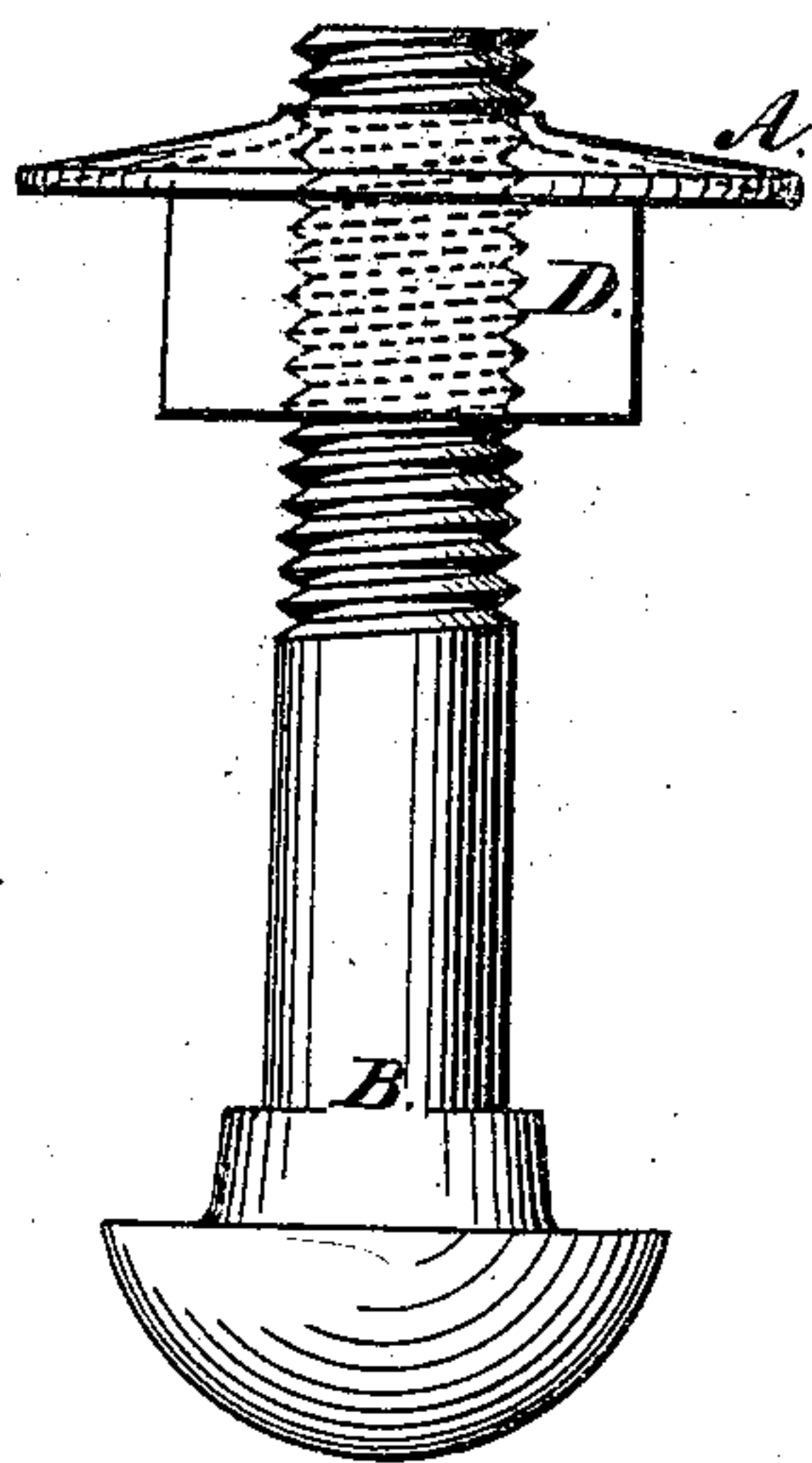


Fig. 2.




Fig. 4.

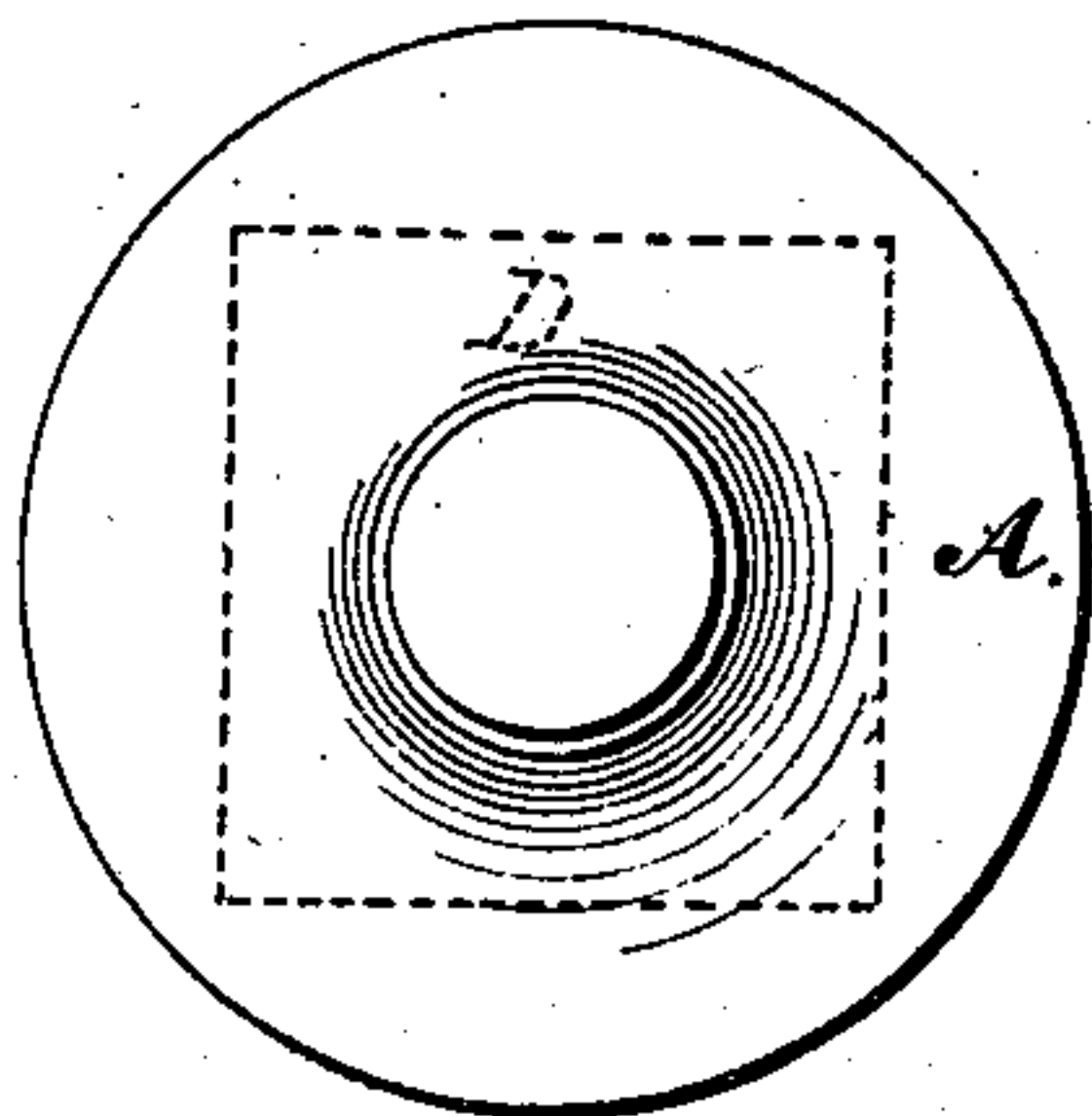
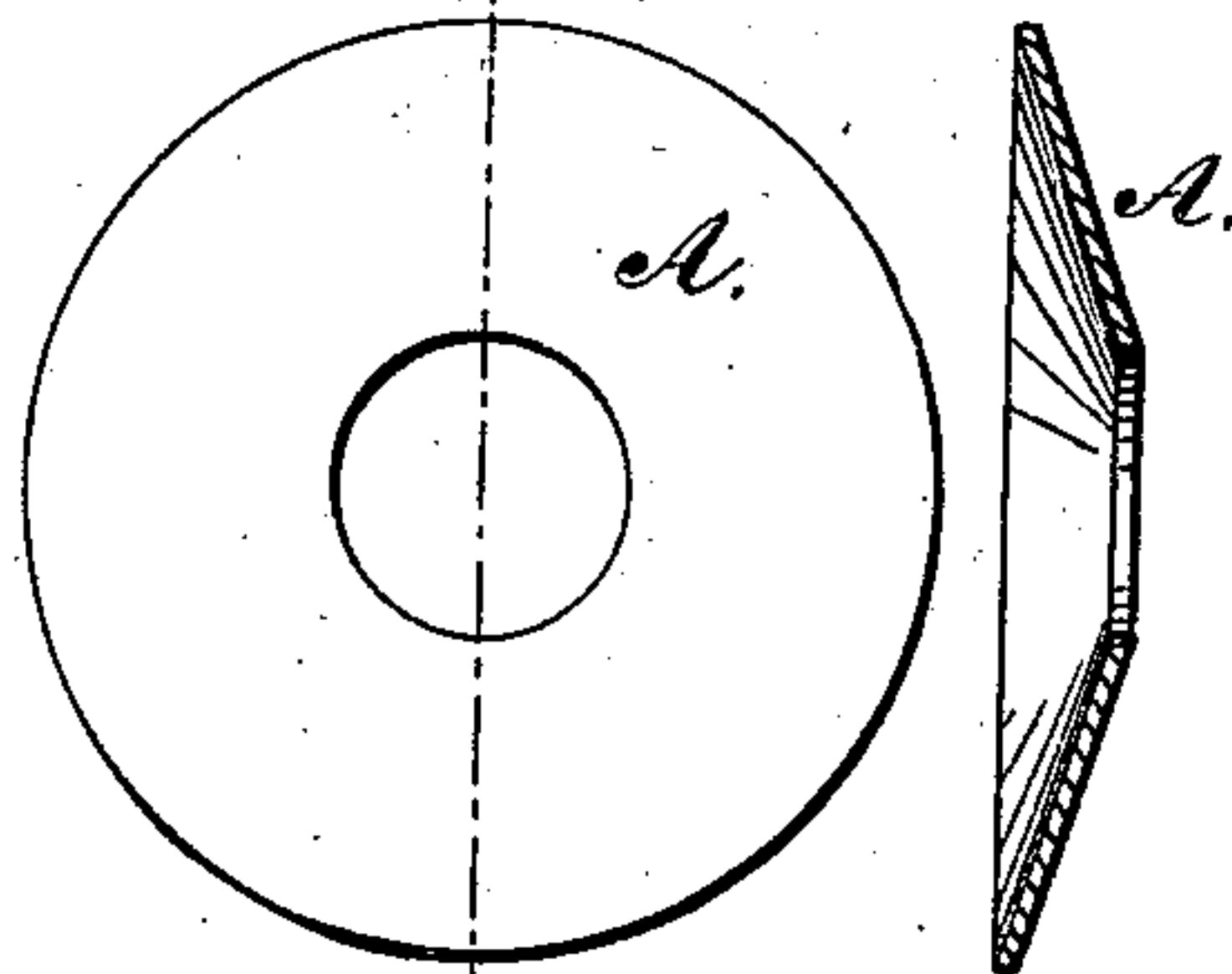


Fig. 3.



Witnesses:

Edmund James.

John K. Jones.

Inventor:

Andrew J. Scott.

per Howard Bros. Attys.

per J. E. J. Holmeads
Asso: Atty.

UNITED STATES PATENT OFFICE

ANDREW J. SCOTT, OF MARTIN'S FERRY, OHIO.

IMPROVEMENT IN NUT-LOCKS.

Specification forming part of Letters Patent No. **183,472**, dated October 17, 1876; application filed August 26, 1876.

To all whom it may concern:

Be it known that I, ANDREW J. SCOTT, of Martin's Ferry, Belmont county, Ohio, have invented a new and useful Improvement in Lock-Nuts, of which the following is a specification, reference being had to the accompanying drawing.

My invention relates to a device for preventing threaded nuts or burrs from working off the bolts by the jar caused by moving machinery; and consists of a circular dish-shaped plate of thin steel, having an opening in its center, of suitable diameter, which is placed over the bolt and against the nut, with its bulged or rounding side out, and by striking the plate a blow with the hammer or other tool the plate assumes a line at right angles approximately with the bolt, thereby forcing the edge of the plate at the center opening into the threads of the bolt, and effectively locking the nut from turning off.

To enable those skilled in the art to make and use my invention, I will proceed to describe its construction and manner of application, reference being had to the drawing, in which—

A, Figure 1, illustrates my device, which, for convenience, I will call a locking-washer, closed in on a threaded bolt, B, up close against a nut, D. Fig. 2 is a central section, showing the edge of the locking-washer A closed in

between the threads of the bolt B. Fig. 3 is a top-plan view and central cross-section of the locking-washer A. Fig. 4 is a side view of the locking-washer A and nut D.

I propose to make my device of common thin steel, or what is known as "blister-steel."

In using my device, the nut is first placed in position, and the locking-washer then placed on the bolt against the nut; then, by striking the washer a quick blow with a hammer or other tool, the inner edge is driven toward a line at right angles with the bolt, and forced in between the threads, where it remains, securely locking the nut until it is desired to remove it, which can readily be done by cutting. Any tendency of the nut to turn off causes the locking-washer to bind tighter to the bolt.

Having described my invention, what I claim, and desire to secure by Letters Patent, is—

The bolt B and nut D, in combination with the circular dish-shaped washer A, said washer entirely overlapping the nut, and having an indent on its inner edge forced between the threads of the bolt, locking the nut, substantially as described.

ANDREW J. SCOTT.

Witnesses:

CY. BATES HOWARD,
I. B. FORD.