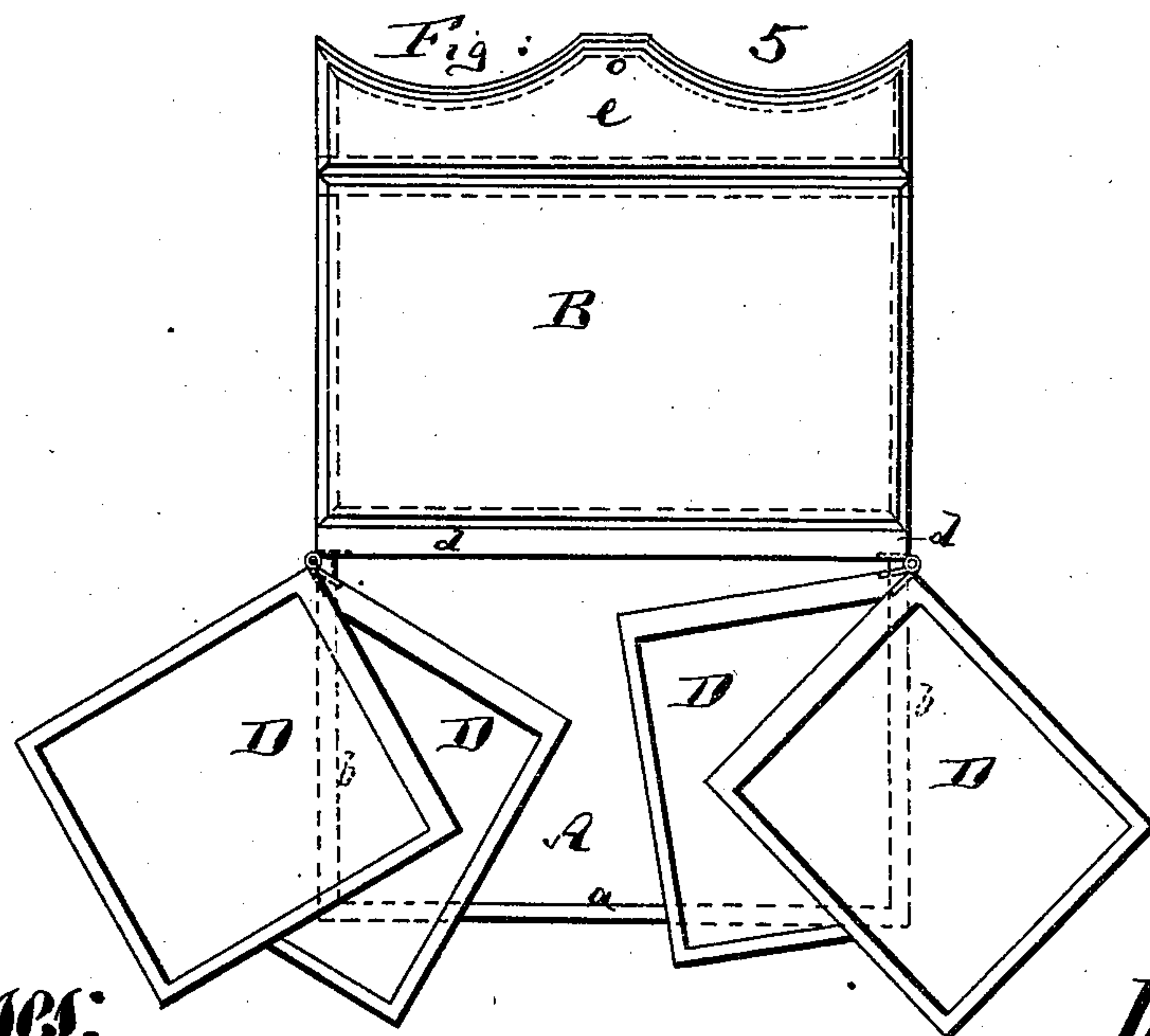
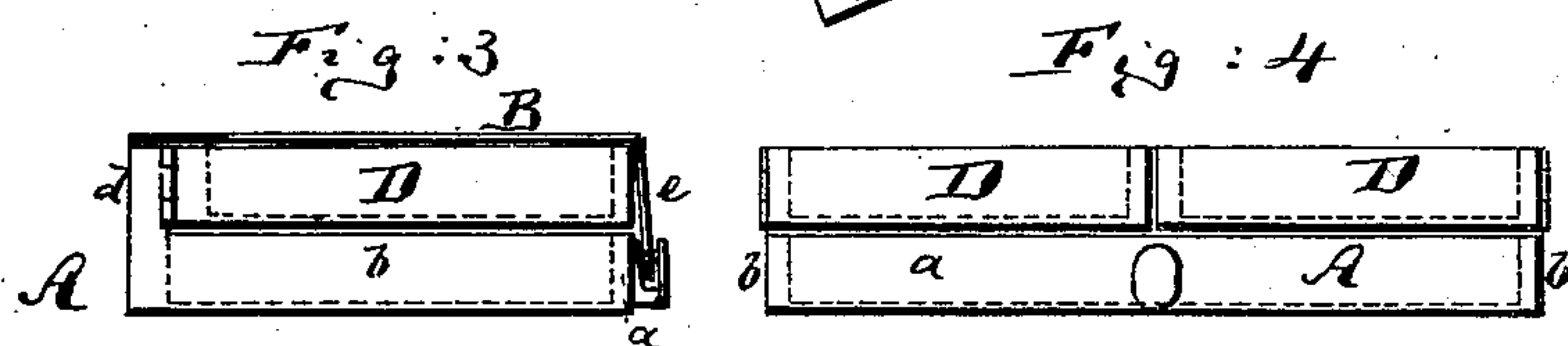
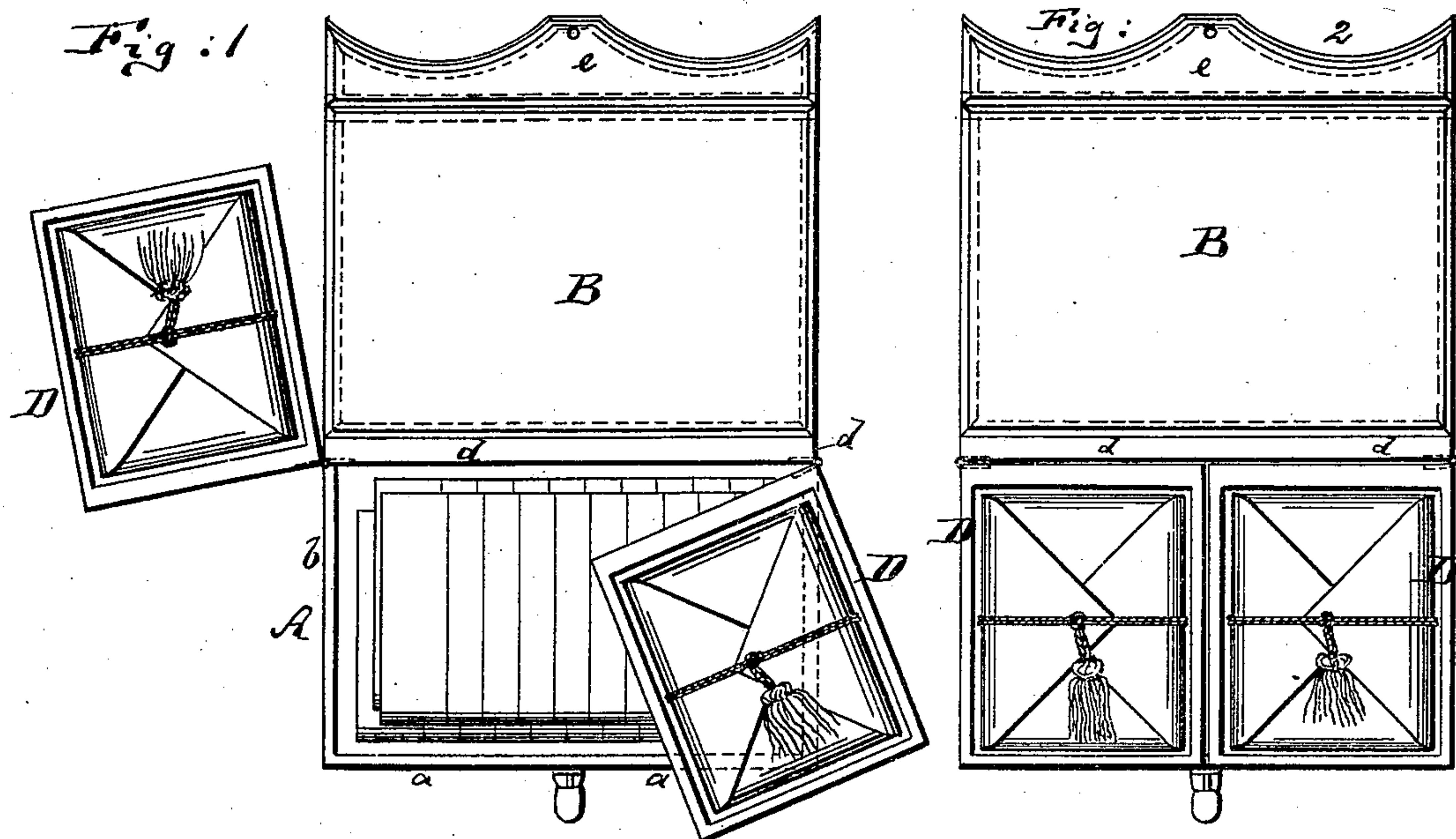


R. TRAUTMANN.

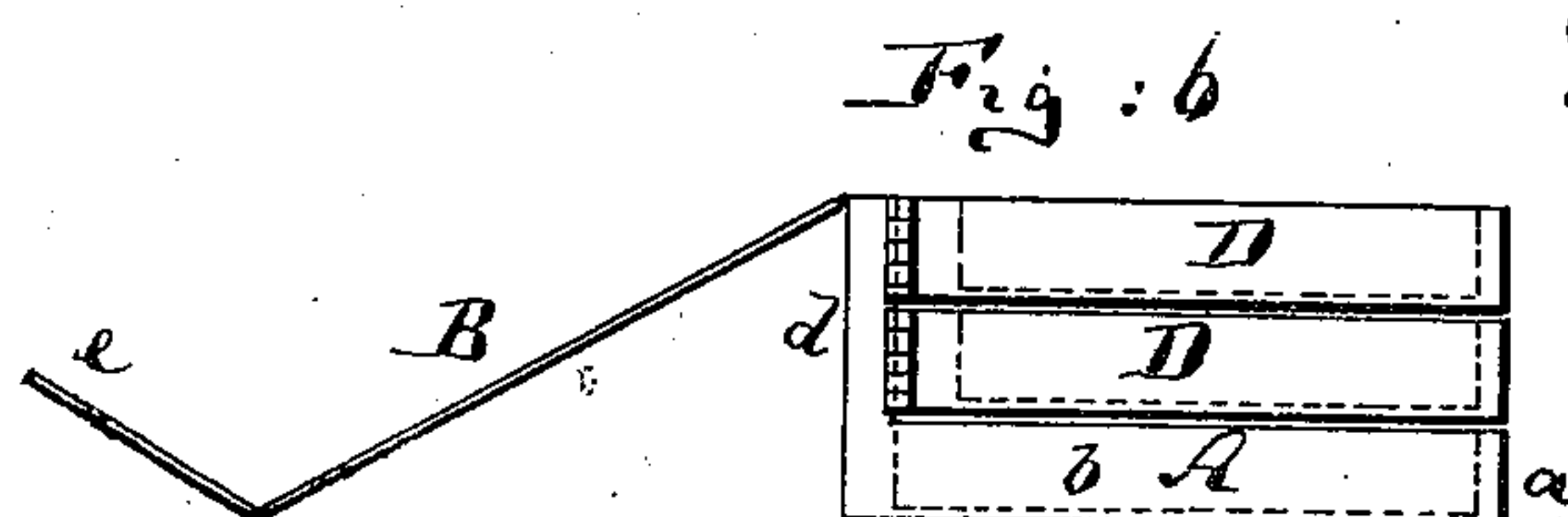
PAPER-BOX.

No. 183,232.

Patented Oct. 10, 1876.



Witnesses:
Alv. Briesen
J. Stark



Inventor
Ralph Trautmann
by his attorney
Alv. Briesen

UNITED STATES PATENT OFFICE.

RALPH TRAUTMANN, OF NEW YORK, N. Y.

IMPROVEMENT IN PAPER BOXES.

Specification forming part of Letters Patent No. **183,232**, dated October 10, 1876; application filed September 9, 1876.

To all whom it may concern:

Be it known that I, RALPH TRAUTMANN, of New York city, in the county and State of New York, have invented a new and Improved Sectional Box, of which the following is a specification:

Figures 1 and 2 are top views of my improved sectional box. Fig. 3 is a side view of the same; Fig. 4, a front view thereof without the cover. Fig. 5 is a top view, and Fig. 6 a side view, of a modification thereof.

Similar letters of reference indicate corresponding parts in all the figures.

This invention relates to a new sectional box, which contains a series of superposed compartments, so arranged that the contents of all may be simultaneously displayed. The box is particularly useful as a toilet or game box; also for holding stationary, and for other suitable purposes.

The letter A in the drawing represents the body of my improved box. The same is, preferably, of rectangular form, with front *a* and sides *b b* of equal height, but with a back, *d*, of much greater height than said front and sides. To the upper edge of the elevated back *d* is hinged the cover B, which, in front, has a downwardly-projecting flap, *e*, that reaches down to the front *a*, where it can be

locked by suitable means. To the ends of that part of the elevated back *d* which projects above the sides *b* are hinged the corners of boxes D D, which fill the place between the closed lid and the body A, as clearly shown in Fig. 3. When the lid B is swung open, the contents of the hinged boxes D D will be displayed, as in Fig. 2, and on their hinges these boxes D can be swung aside, as in Fig. 1, to display also the contents of the main box. When the lid is closed it will, by locking to the front *a* or directly to the boxes D D, secure these boxes D in the closed position. The box may be made of wood, pasteboard, or both, or of other suitable material.

Figs. 1, 2, 3, and 4 show but one tier of boxes D beneath the cover B; but two or more tiers may be interposed, Figs. 5 and 6 showing two tiers of such boxes.

I claim as my invention—

The box A, made with the elevated back *d*, and combined with the cover B, and with the boxes D D, whose corners are hinged to the ends of the elevated back *d*, substantially as herein shown and described.

RALPH TRAUTMANN.

Witnesses:

ERNEST C. WEBB,
F. V. BRIESEN.