

J. T. RICH.
BELL TOYS.

No. 183,209.

Patented Oct. 10, 1876.

Fig. 3

Fig. 1

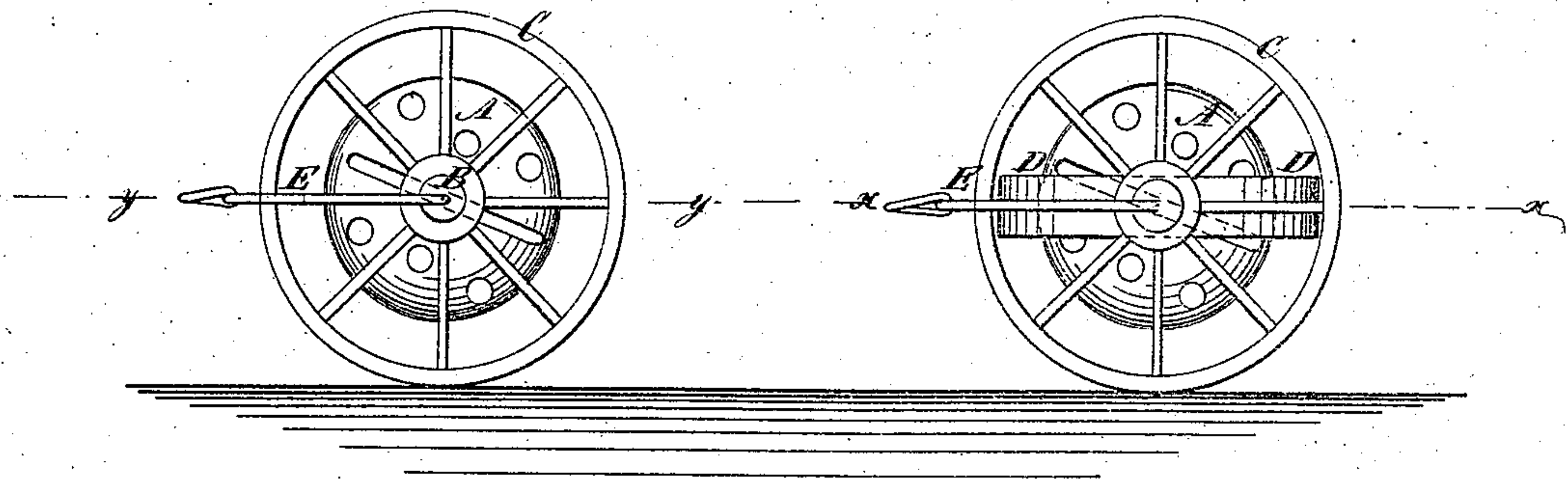
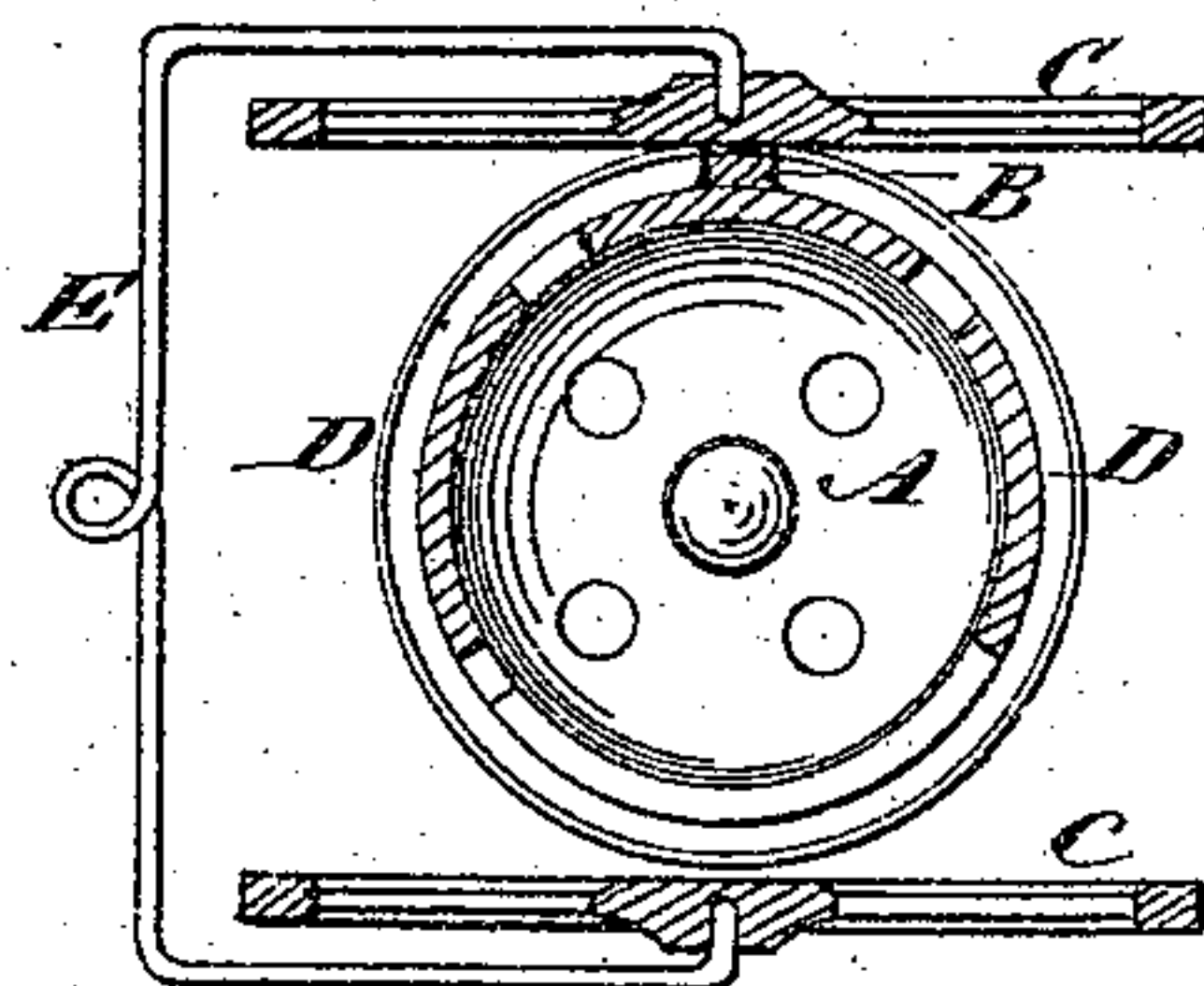
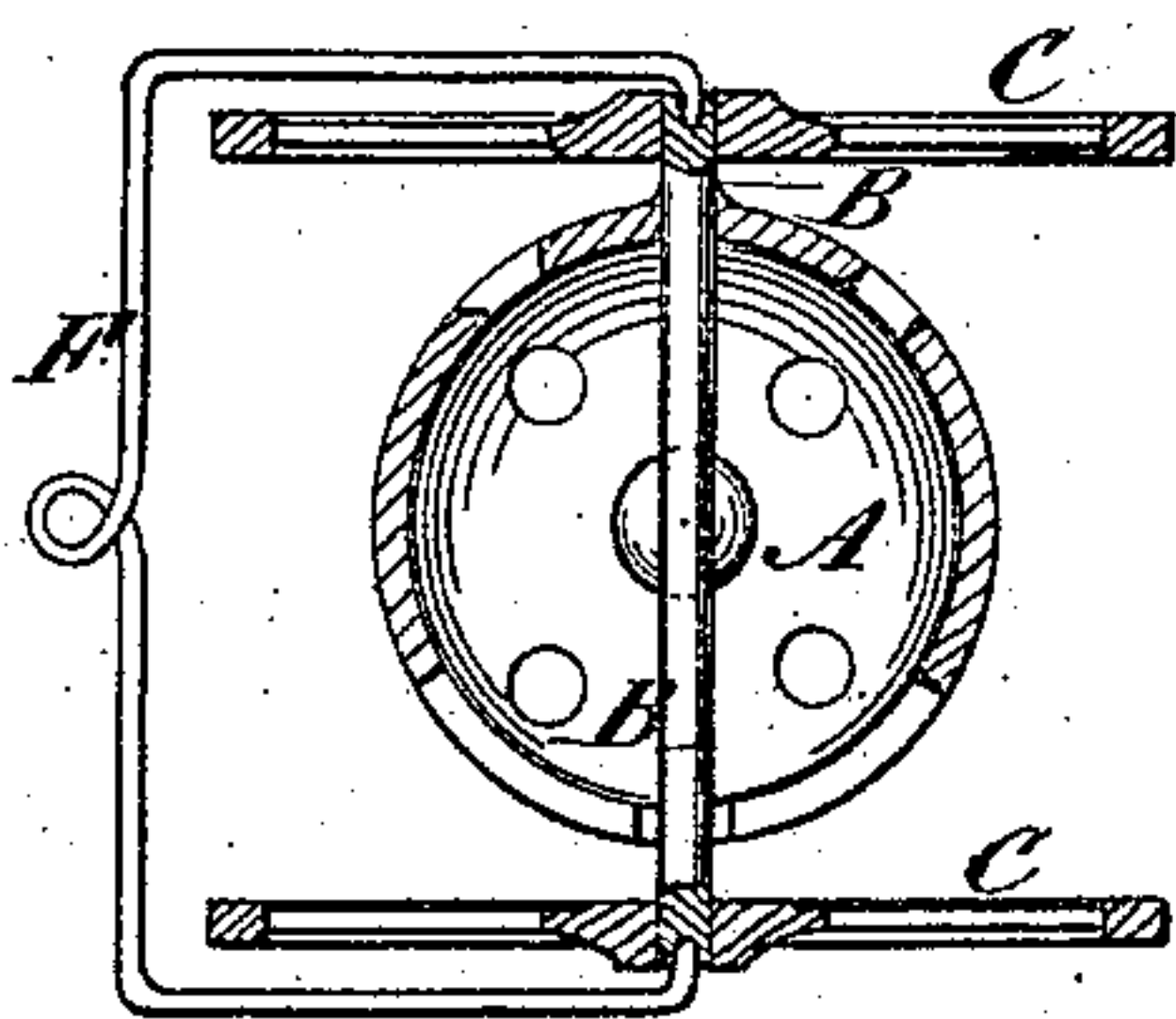


Fig. 4

Fig. 2



WITNESSES:

C. Novaux
John Goethals

INVENTOR:

J. T. Rich
BY *mmf*

ATTORNEYS.

UNITED STATES PATENT OFFICE.

JOHN T. RICH, OF MIDDLE HADDAM, CONNECTICUT, ASSIGNOR TO J. C. CLARK & CO., OF SAME PLACE.

IMPROVEMENT IN BELL TOYS.

Specification forming part of Letters Patent No. 183,209, dated October 10, 1876; application filed August 7, 1876.

To all whom it may concern:

Be it known that I, JOHN T. RICH, of Middle Haddam, in the county of Middlesex and State of Connecticut, have invented a new and Improved Mounted Toy Bell, of which the following is a specification:

Figure 1 is a side view of one of my improved toy bells. Fig. 2 is a section of the same, taken through the line *x x*, Fig. 1. Fig. 3 is a side view of a modified form of the same. Fig. 4 is a section of the same, taken through the line *y y*, Fig. 3.

The object of this invention is to improve the construction of the toy bell for which Letters Patent No. 169,419 were granted to J. C. Clark, November 2, 1875, in such a way that the vibrations of the bell may be less obstructed by the mounting, so that the sound may be cleared.

The invention will first be described in connection with drawing, and then pointed out in the claim.

A represents the bell, which has a ball inclosed within it, and holes and one or more slits formed in it, as shown in the drawings. The bell A is connected at one point with a stem or axle, B, with which one of the wheels C is connected. The other wheel C is connected with a hoop or band, D, that surrounds the bell A, and is rigidly connected with the

axle B; or the axle B may be extended through the bell, and the other wheel C may be attached to its projecting end. In this case the hole in the bell, through which the axle projects, should be made so large that the bell will not touch the axle at that end.

E is the bail, which is made of wire, bent into V shape, and its ends are bent inward and enter holes in the outer ends of the hubs of the wheels C, or of the axle to which said wheels are attached. The bail E has an eye formed upon its middle part for the attachment of the cord by which it is drawn.

By this construction the bell A is supported at only one point, so that its vibration will be unobstructed, and the sound will be clearer than when the bell is supported at two points.

Having thus described my invention, what I claim as new, and desire to secure by Letters Patent, is—

The toy bell A, consisting of a spherical perforated shell, secured at one side only to the axle and mounted upon the wheels C C, connected by the bail E, when constructed and arranged to operate substantially as described.

JOHN T. RICH.

Witnesses:

JOSIAH ACKLEY,
S. P. WILLIAMS.