

P. F. KELLY & W. J. WALKER.

SHOW BOXES.

No. 183,175.

Patented Oct. 10, 1876.

Fig. 1.

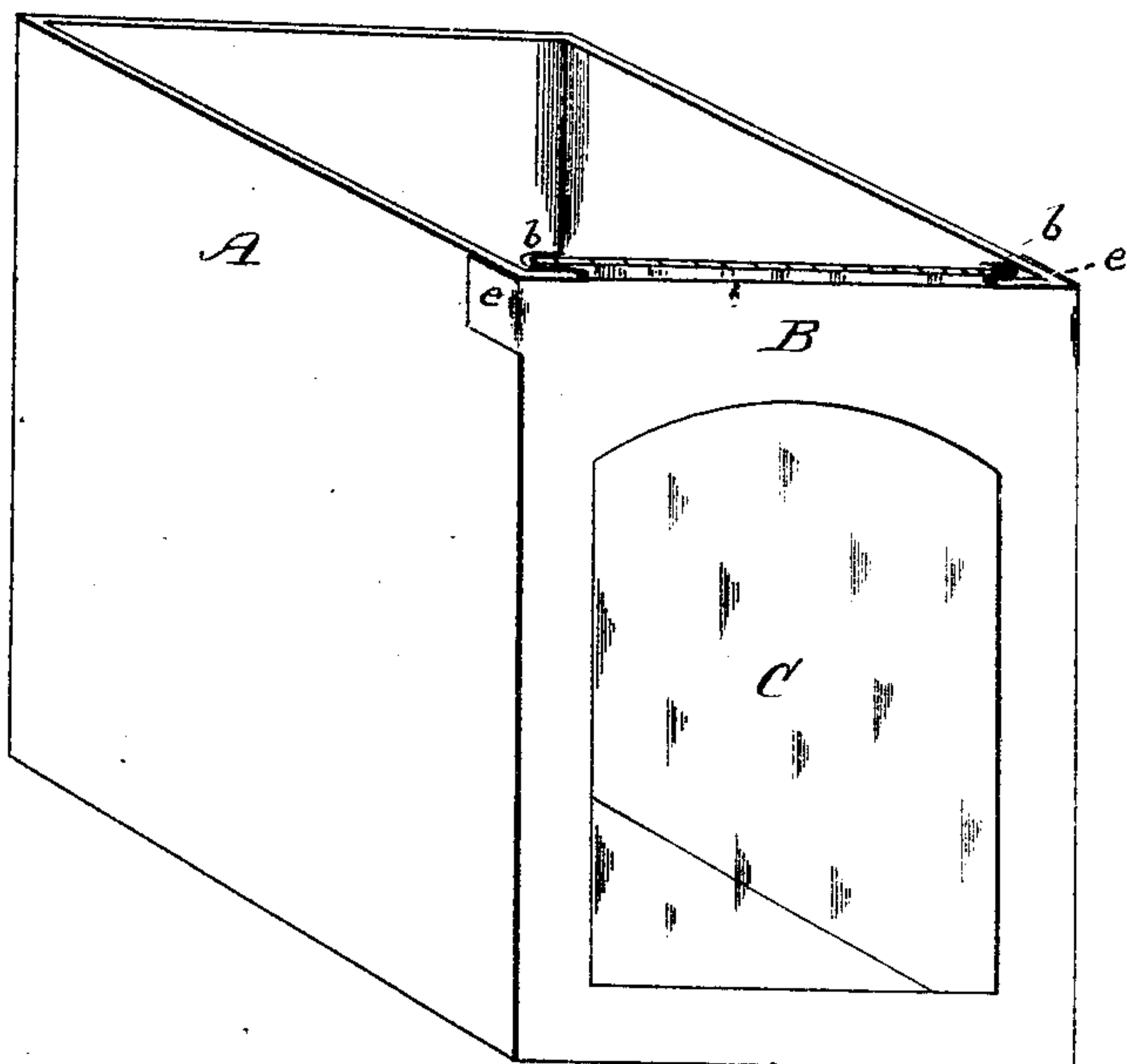


Fig. 2.

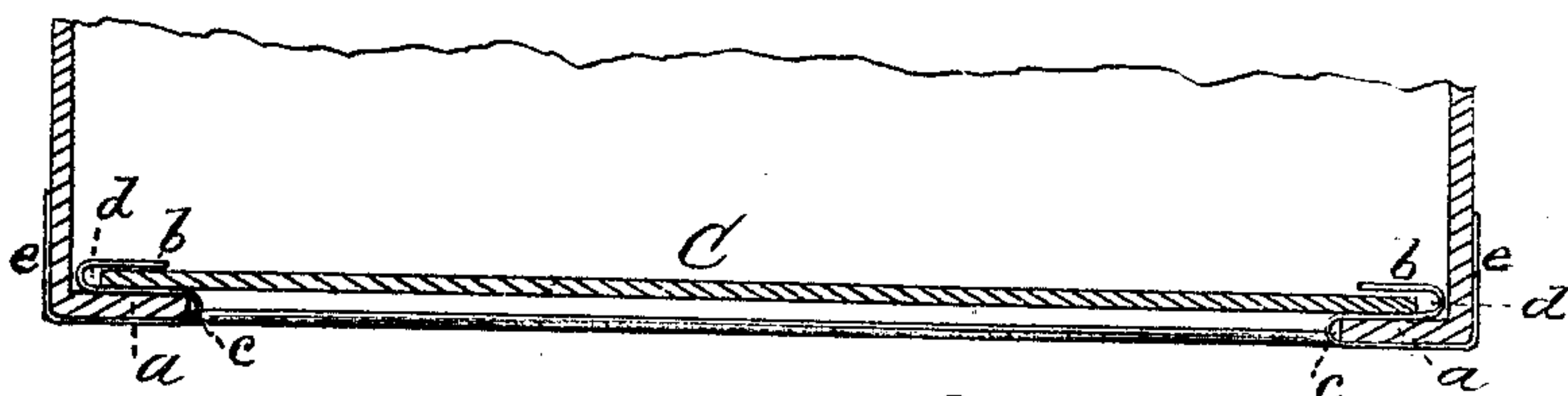
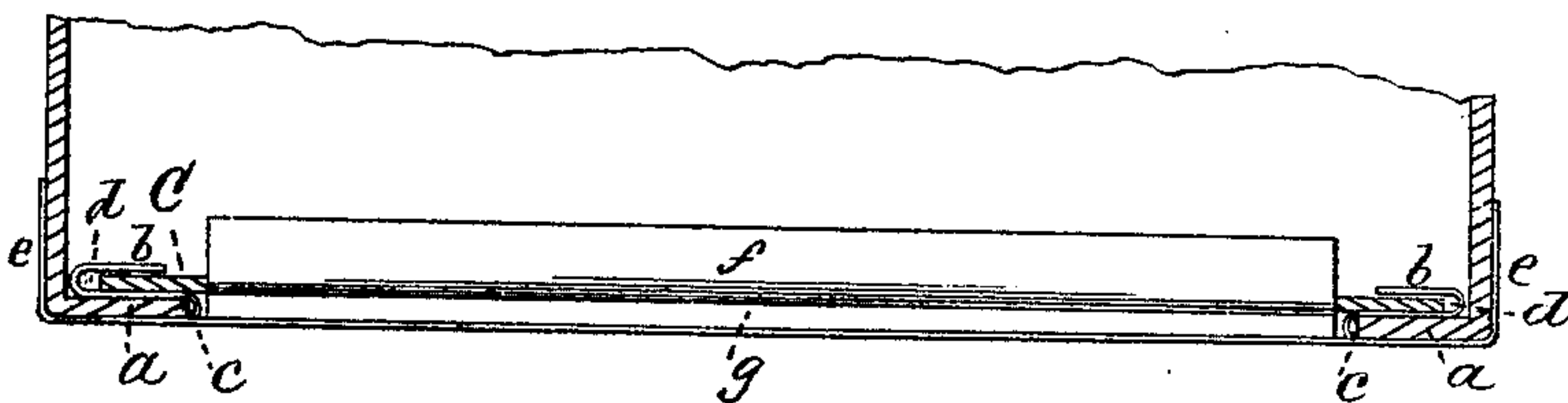


Fig. 3.



WITNESSES

Nat. S. Oliphant,
Geo. H. Porter

INVENTORS.

Patrick F. Kelly,
William J. Walker,
per Chas. H. Fowler,
Attorney.

UNITED STATES PATENT OFFICE.

PATRICK F. KELLY AND WILLIAM J. WALKER, OF PITTSBURG, PA.

IMPROVEMENT IN SHOW-BOXES.

Specification forming part of Letters Patent No. 183,175, dated October 10, 1876; application filed August 16, 1876.

To all whom it may concern:

Be it known that we, PATRICK FRANCIS KELLY and WILLIAM JOHN WALKER, of Pittsburg, in the county of Allegheny and State of Pennsylvania, have invented a new and valuable Improvement in Boxes for Exhibiting Crackers and other articles; and we do hereby declare that the following is a full, clear, and exact description of the construction and operation of the same, reference being had to the annexed drawings, making a part of this specification, and to the letters and figures of reference marked thereon.

Figure 1 of the drawing is a representation of a perspective view of my invention. Fig. 2 is a plan view, showing the box partly broken away. Fig. 3 is a plan view of the under side or lower end of the frame, with the glass and a sectional portion of the box.

This invention has relation to boxes having glass fronts for the purpose of containing and exhibiting crackers and other articles.

Previous to our invention this class of boxes were made with fixtures or frames, which could not be removed from the box without destroying it.

The present invention, therefore, consists in a frame for holding the glass plate, so constructed that it is capable of being readily attached to or removed from the box, so that when the box is destroyed or broken by any cause the frame can be removed and applied to a new box.

In the accompanying drawings, A represents a box of any suitable form and construction, and composed of paper, wood, metal, or other material desired, and has an open front with side and bottom strips *a*, for the purpose of connecting thereto the frame B, to receive and hold the glass plate C. This frame B, which we prefer being made of metal, has two plates, *b*, so curved or bent as to form recesses *c d*. The recesses *c* are for the reception of the side strips *a* of the box, and, to more securely retain said strips in position within the recesses *c*, the frame is formed with shoulders *e*, against which the side and corners of the box bear. The recesses *d*, formed by the curvature of the plates *b*, are for the reception of the glass plate C. Upon the

lower end of the frame B is a horizontal plate, *f*, said plate being bent or curved to form a recess, *g*, for receiving the lower and horizontal strip of the box, after which it is bent in an outward direction at right angles to the frame, forming a bearing-plate for the lower edge of the glass plate to rest upon, to prevent it from coming in contact with the bottom of the box.

It will be seen that a very durable and cheap frame is produced by our invention for holding the glass plate, and capable of being easily connected to and withdrawn from the box when becoming worn or broken, and applied to another box.

We are aware that boxes having a transparent glass panel for the purposes of exhibiting articles placed therein were known before the date of our invention, and we do not therefore wish to be understood as claiming, broadly, such a box. We are also aware that a margin has been formed around the glass panel in such boxes, upon which names or advertisements may be placed, and this also we disclaim, as forming no part of our invention; but

Having fully described our invention, what we do claim as new, and desire to secure by Letters Patent, is—

1. The combination, with a box having an open front, of a removable or detachable frame for holding the glass plate, substantially as and for the purpose set forth.

2. A box having an open front and a frame, with plates *b*, curved to form spaces for the reception of the side strips *a* of the box and glass plate C, substantially as specified.

3. The combination, with the box A, of the frame B, for holding the glass plate C, formed with curved plates *b* and *f*, and shoulders *e*, substantially as and for the purpose set forth.

In testimony that we claim the above we have hereunto subscribed our names in the presence of two witnesses.

PATRICK FRANCIS KELLY.
WILLIAM JOHN WALKER.

Witnesses:

A. WALKER,
SAML. ANDERSON.