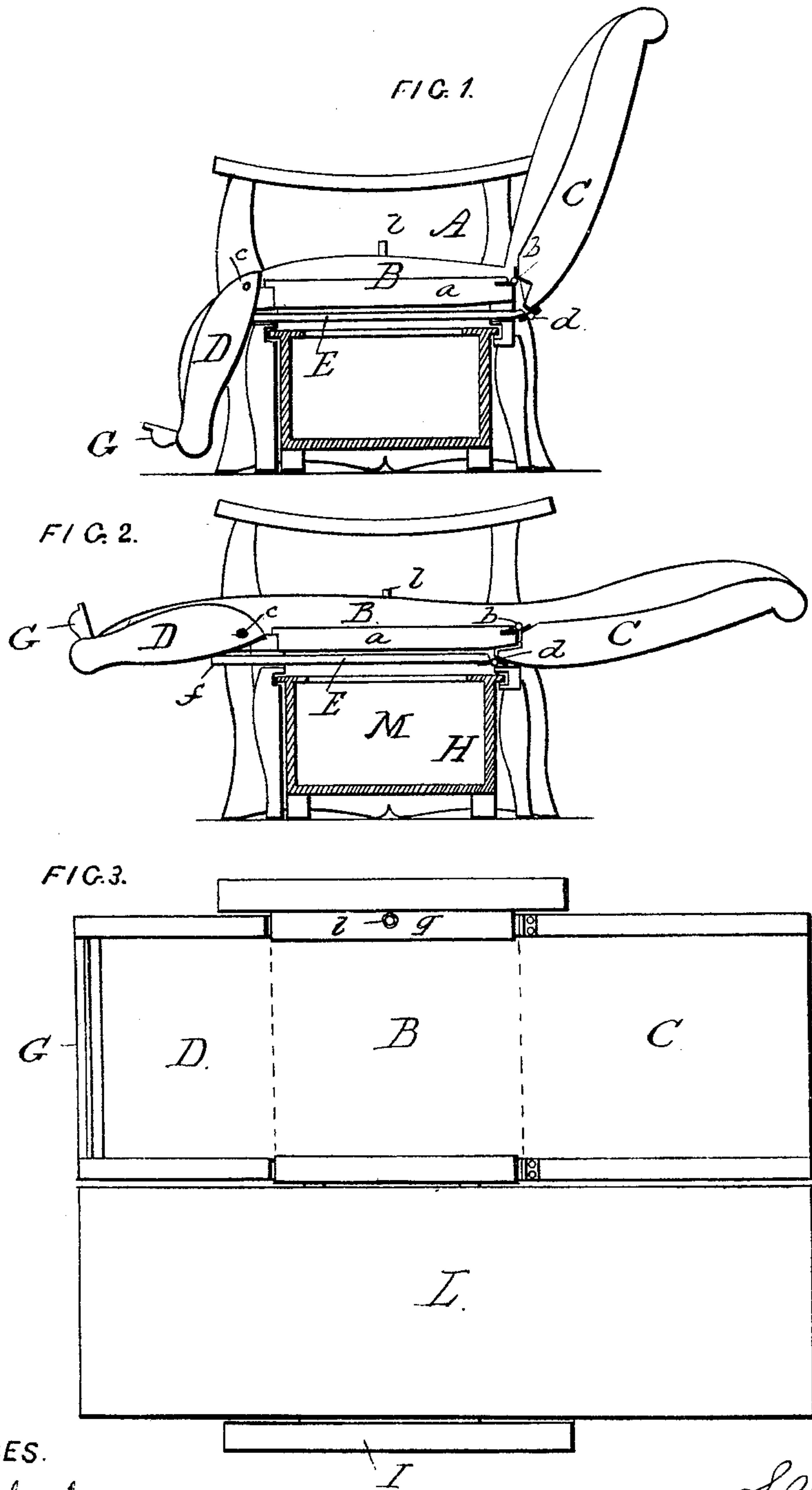


L. V. COBB.
RECLINING CHAIR.

No. 183,134.

Patented Oct. 10, 1876.



WITNESSES.

Geo. H. Carl
John P. Gould

INVENTOR

L. V. Cobb
Per Brown Bros
Attorneys.

L. V. COBB.
RECLINING CHAIR.

No. 183,134.

Patented Oct. 10, 1876.

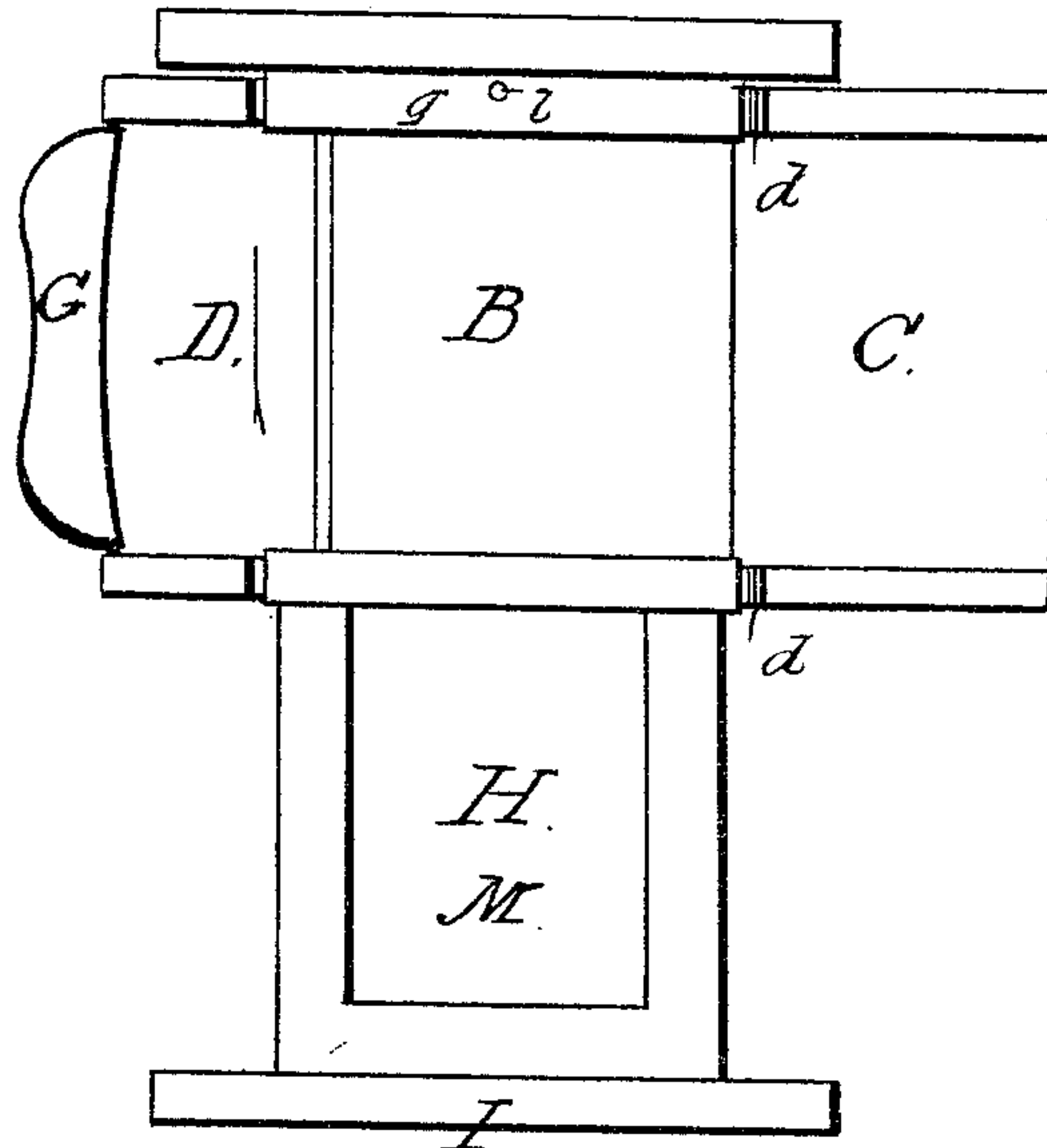


FIG. 4.

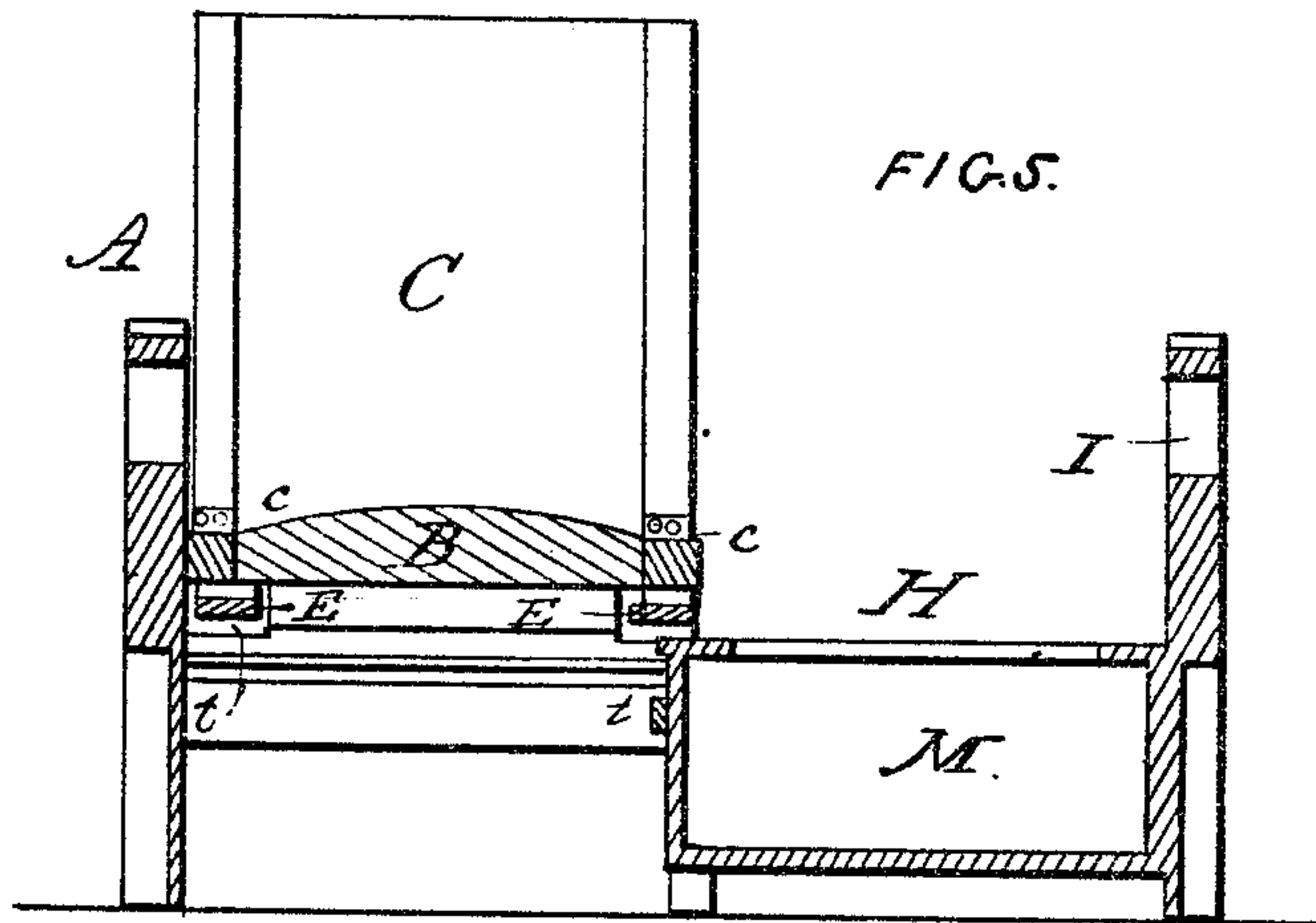


FIG. 5.

FIG. 7.

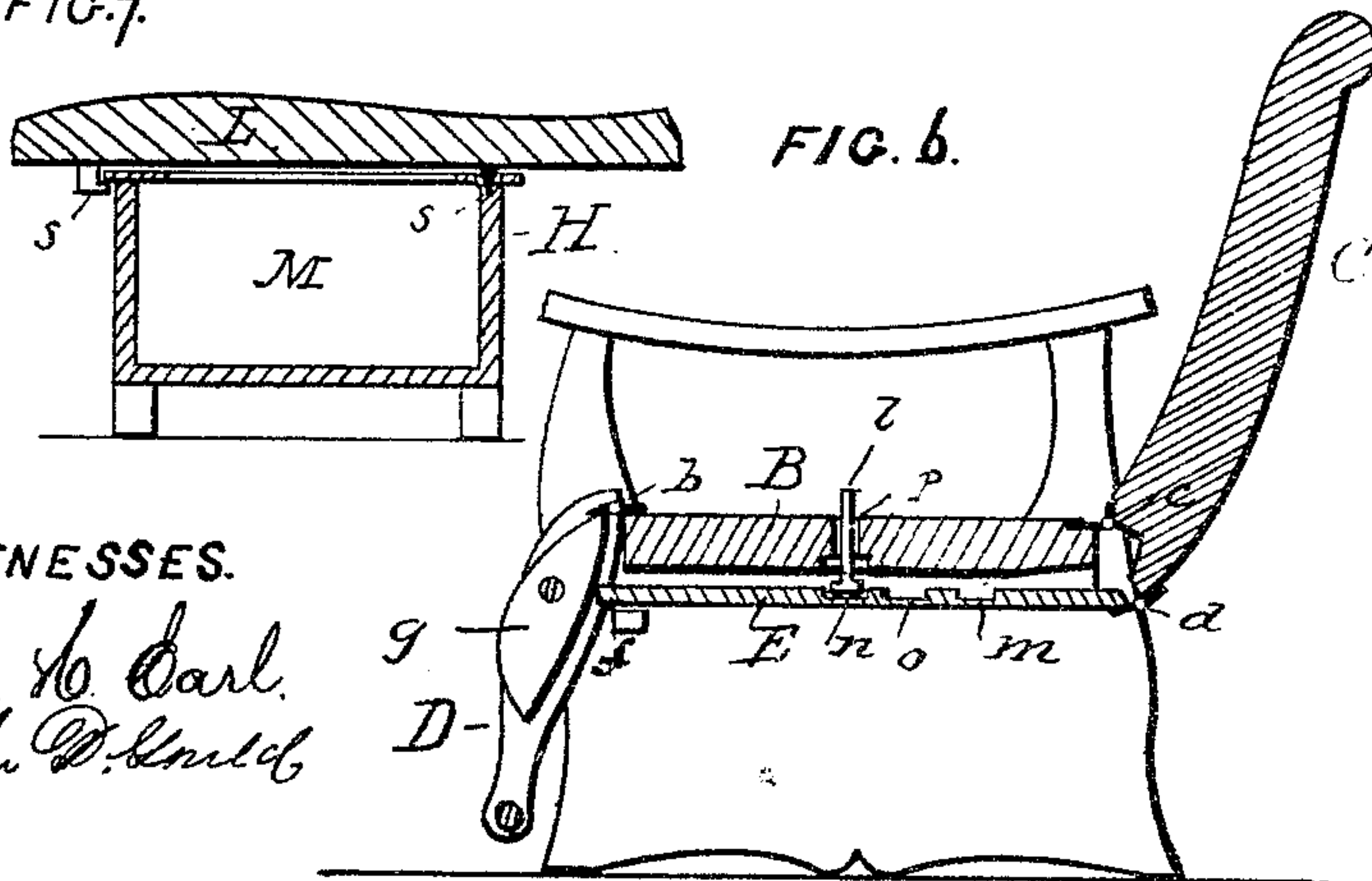


FIG. 6.

WITNESSES.

Geo. H. Carl.
John D. Knudsen

INVENTOR.

L. V. Cobb.
Per Brown Bar
Attorneys

UNITED STATES PATENT OFFICE.

LEWIS V. COBB, OF BOSTON, MASSACHUSETTS, ASSIGNOR TO HIMSELF AND FRANCIS B. PEART, OF SAME PLACE.

IMPROVEMENT IN RECLINING-CHAIRS.

Specification forming part of Letters Patent No. 183,134, dated October 10, 1876; application filed May 5, 1876.

To all whom it may concern:

Be it known that I, LEWIS V. COBB, of Boston, in the county of Suffolk and State of Massachusetts, have invented an Improved Reclining Extension-Chair, of which the following is a specification:

This invention relates, first, to a simple and novel manner of operating the movable parts of a reclining-chair; and, second, to the arrangement and combination of other parts with such chair that it can be extended, and thus adapted for use when desired as a bed, all substantially as hereinafter more fully described.

In the accompanying plate of drawings my invention is illustrated.

In Plate 1, Figure 1, is a side elevation of a reclining-chair constructed according to present invention, having the extension portion in vertical section. Fig. 2 is a similar view, but with the reclining portion of the chair in a horizontal position. Fig. 3 is a plan view of Fig. 2 with the extension portion out, and an attachment applied thereto, and all adapted for use as a bed. In Plate 2, Fig. 4 is a plan view of Fig. 1, Plate 1, with the extension portion drawn out. Fig. 5 is a vertical cross-section of Fig. 4 on line *xx*; Figs. 6 and 7, views in detail.

A in the drawings represents a reclining-chair, of which B is the seat, C the back, and D the flap or leg-rest, all of which are upholstered in any of the usual ways. The back C and flap or leg-rest D are hinged to the frame-work *a* of the seat C, respectively at *b* and *c*. Hinged to the back-frame C, at *d*, is a lever, E. This lever E extends through the frame-work *a* of the seat B, in which it can move freely forward and backward to the front of the chair-seat, so that its end *f* can bear against the under side of a block, *g*, on flap D, for the purposes hereinafter specified. By pressing the back C downward, the lever E is pushed forward through the opening *t* in frame-work *a* of seat B, thereby causing the flap D to rise into a horizontal position, as shown in Fig. 2, Plate 1. Another lever, E, and block *g* are correspondingly arranged on the other side of the chair. To hold the several parts in such horizontal position, a pin or bolt, *l*, ar-

ranged to play vertically in a socket, *p*, of one side, *q*, of seat-frame *a* of chair-seat B, is inserted in a notch, *m*, in lever E. The other notches, *n* and *o*, serve to hold the several parts at any desired angle. G, the usual foot-piece, attached to the flap D of reclining-chairs.

In the use of the present invention for the purposes of a bed when the reclining portion is in such horizontal position as shown and described, the extension H is drawn out from under the chair-seat B by taking hold of the arm-rest I, to which it is attached. When thus drawn out a frame-work, L, properly upholstered, to conform to the general outline of the surface of upholstered portions of reclining-chair when in a horizontal position, is laid upon the extension, and kept from displacement by lugs or hooks *s*. This attachment L, in the present instance, is in one frame; but it can be, if desired, in two or more frames, suitably hinged together, so that, when not in use on the chair, it can be folded, enabling it to be stowed away in the box part M of the extension H, or in any suitable place.

When the invention is thus arranged for the purposes of a bed, as shown in Fig. 3, Plate 1, if desired, a mattress can be laid on the whole, or the chair, and attachment can be suitably upholstered for the purpose.

When not in use for a bed the box M of extension H can be used as a receptacle for the mattress also, which can be adapted to be folded, and the other necessary clothing.

The extension H can have casters to enable it to be easily and freely drawn out of and from its place under the chair-seat, and by a stop-piece, *t*, it is prevented from being drawn entirely out from the chair-seat.

In the above invention the reclining portion of the chair and the extension portion and its attachment can be used independent of one another, as, for instance, the extension and attachment can be used when the chair is in suitable position for a sitting posture, so that if occupied by two persons one can be sitting while the other is lying down, which might be very desirable for use by a person when sick and attendant.

Having thus described my invention, what

I claim, and desire to secure by Letters Patent, is—

1. In combination with a chair-seat, B, the extension H, when arranged to be moved in and out from under the seat-frame of the chair-seat, substantially as and for the purpose specified.

2. In a reclining-chair, the seat B, back C,

and flap or leg-rest D, lever E, extension H, and attachment L, when all arranged and combined substantially as and for the purpose specified.

LEWIS V. COBB.

Witnesses:

FRANCIS B. PEART,
EDWIN W. BROWN.