
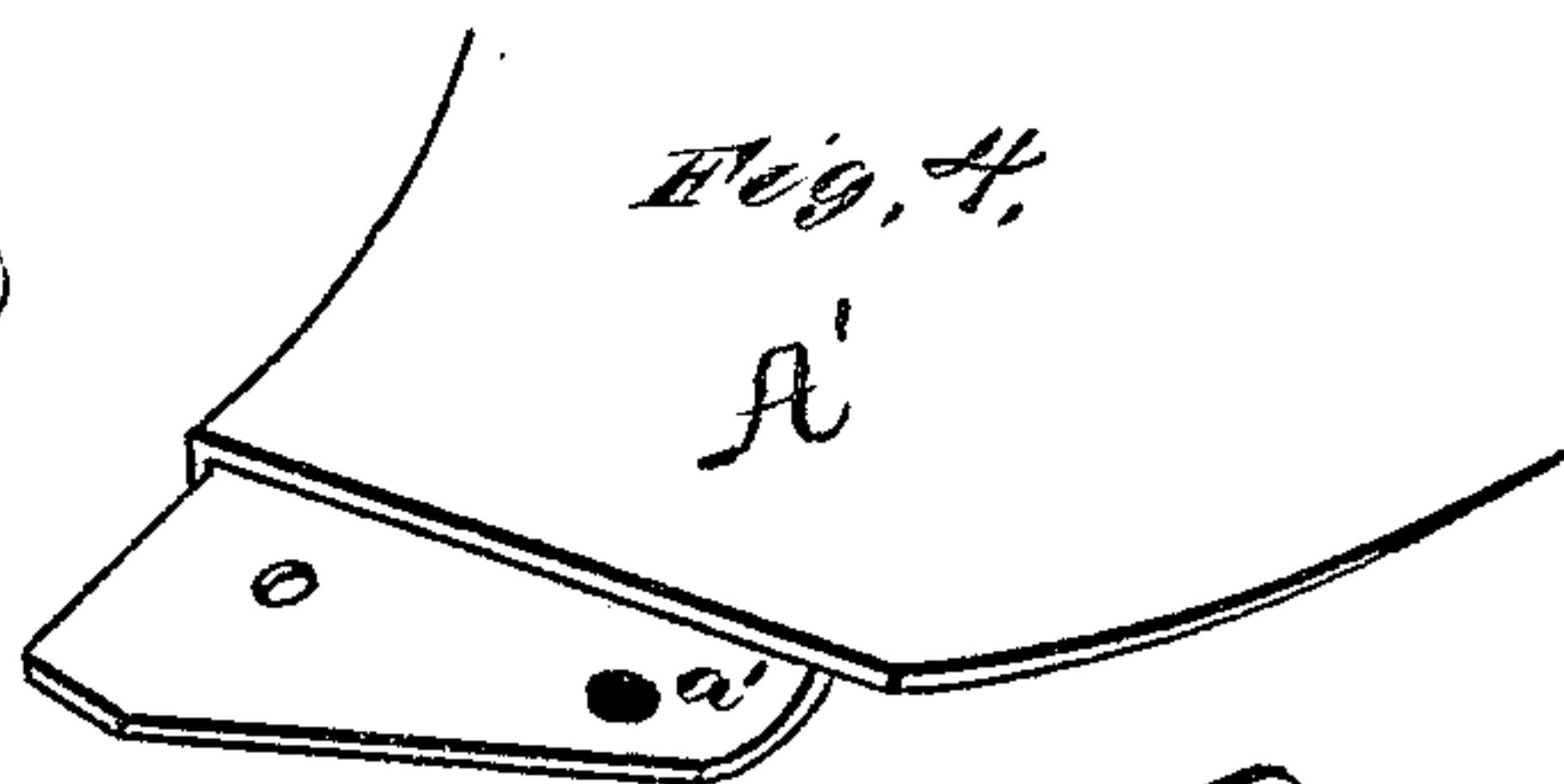
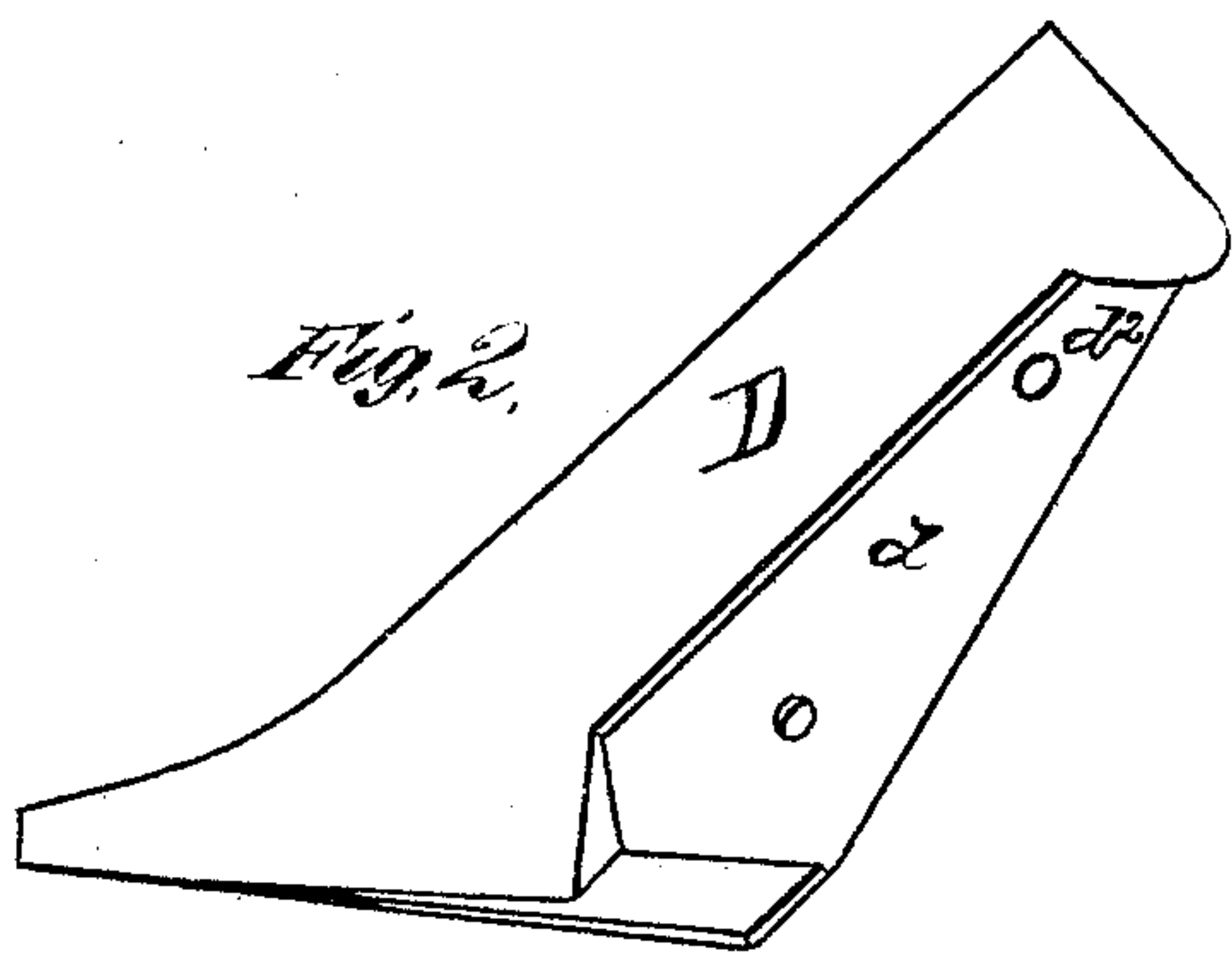
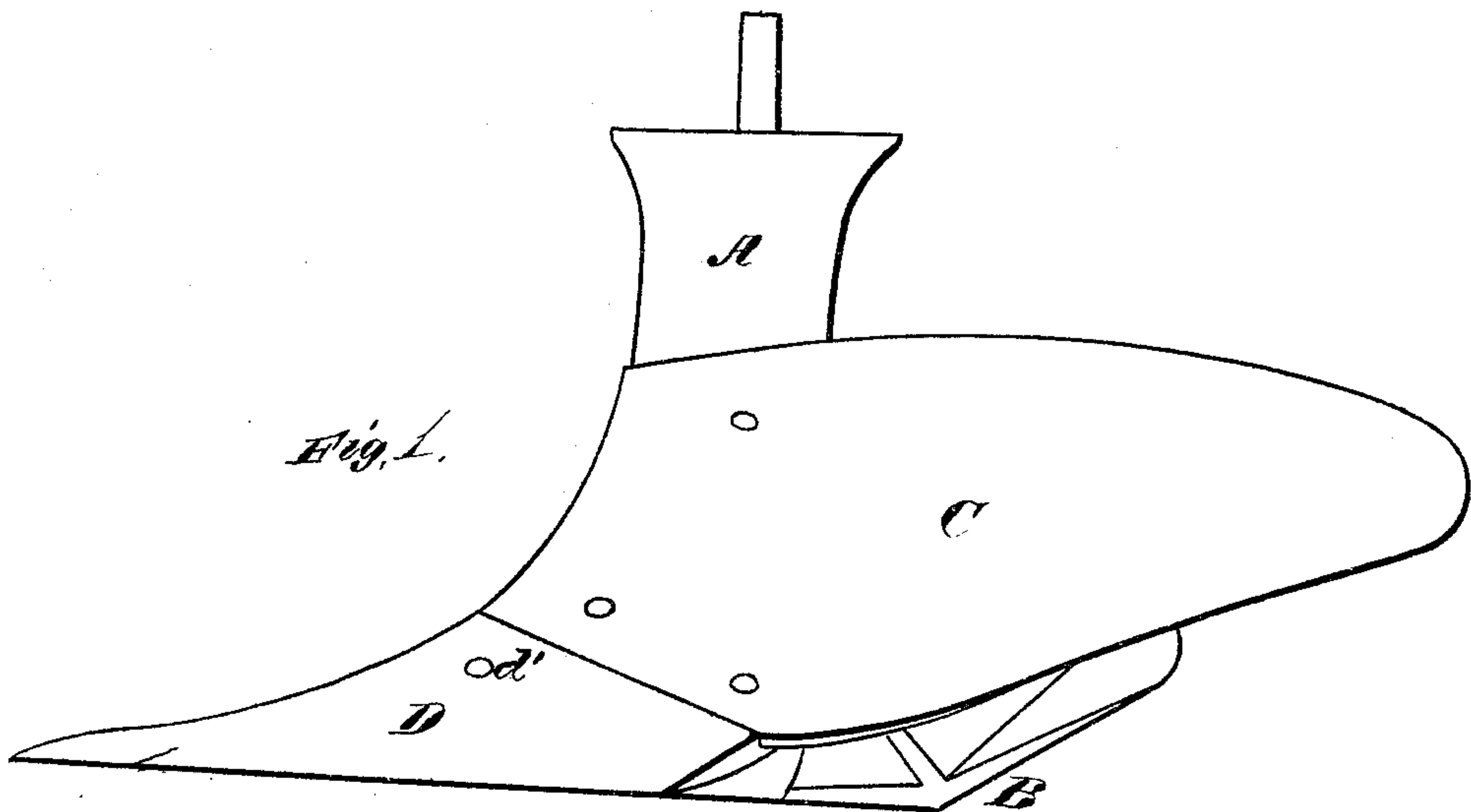


J. R. BUCHER.

PLOWS.

No. 183,122.

Patented Oct. 10, 1876.



WITNESSES
Ed. H. Bates
John H. Ackley

INVENTOR
John R. Bucher
Gilmore Smith & Co.

ATTORNEYS.

JAMES F. OSGOOD & CO BOSTON.

UNITED STATES PATENT OFFICE.

JOHN R. BUCHER, OF CANTON, OHIO, ASSIGNOR OF TWO-THIRDS HIS
RIGHT TO LEWIS GIBBS AND W. A. WIKIDAL, OF SAME PLACE.

IMPROVEMENT IN PLOWS.

Specification forming part of Letters Patent No. **183,122**, dated October 10, 1876; application filed
August 19, 1876.

To all whom it may concern:

Be it known that I, JOHN R. BUCHER, of Canton, in the county of Stark and State of Ohio, have invented a new and valuable Improvement in Plows; and I do hereby declare that the following is a full, clear, and exact description of the construction and operation of the same, reference being had to the annexed drawings, making a part of this specification, and to the letters and figures of reference marked thereon.

Figure 1 of the drawings is a representation of a side elevation of my plow, and Fig. 2 is a detail view thereof. Fig. 3 is a bottom view of the same. Fig. 4 is also a detail view.

This invention relates to plows; and it consists in the combination of a recessed plowshare with a metal wing having a projecting plate, said wing and plate being made in one piece with the standard, or otherwise rigidly attached thereto, and the said parts being constructed as hereinafter described. It also consists in a lug or stud rigidly secured to the upper side of said plate, in combination with a corresponding socket or recess in the plowshare.

In the annexed drawings, A designates a plow-standard, to which is secured land-side B. C designates a mold-board, and D a plowshare or point. Mold-board C is secured to a wing, A', which is cast with, or otherwise rigidly secured to standard A. Said wing A'

has a downward-projecting plate or lip, *a*, constructed in one piece therewith, and having the form shown in Fig. 3; and share D is constructed with a correspondingly-shaped recess, *d*, (shown in Fig. 2,) which receives said plate or lip *a*. Said lip and share are connected by fastening-bolt, *d*¹, which passes through them both. The strain incident to working comes, ordinarily, mainly upon said bolt. This is lessened by the construction already described, and also by means of a lug or stud, *a*', which is rigidly secured to or cast on the upper face of plate *a*, and a recess or socket, *d*², in the under side of plowshare D. Lug or stud *a* enters recess or socket *d*² when the parts are put together, and serves to brace bolt *d*¹, and relieve it from strain, as well as to prevent the share from moving out of line, thus making it liable to break.

What I claim as new, and desire to secure by Letters Patent, is—

The combination of standard A and wing A', having extension *a* and stud *a*', with share D, having recess *d*, bolt *d*¹, and socket *d*², substantially as and for the purpose set forth.

In testimony that I claim the above I have hereunto subscribed my name in the presence of two witnesses.

JOHN R. BUCHER.

Witnesses:

CLEMENT T. MEYER,
WILLIAM J. PIERO.