

W. R. UNDERHILL
STREET-LAMP.

No. 183,084.

Patented Oct. 10, 1876.

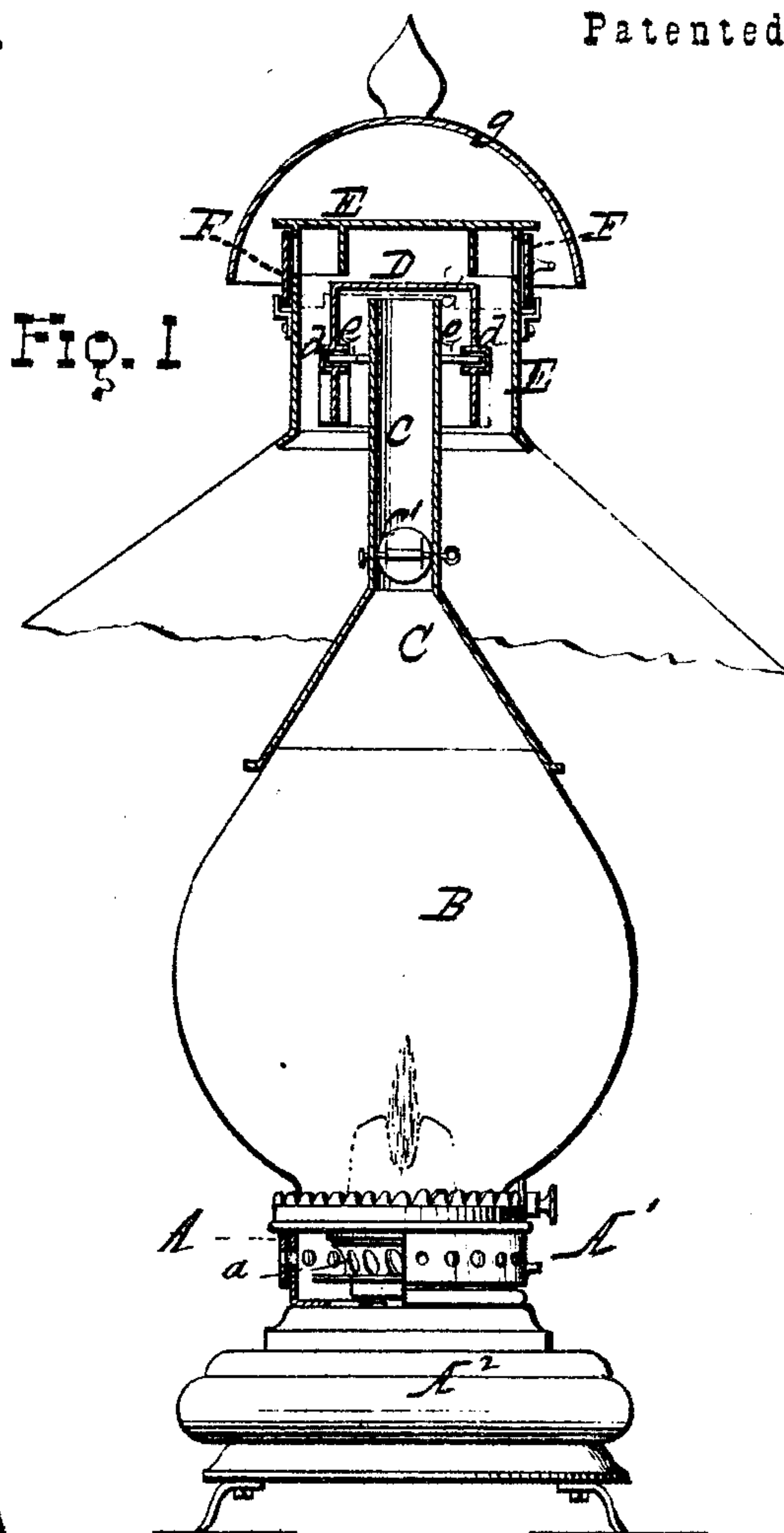


Fig. 2

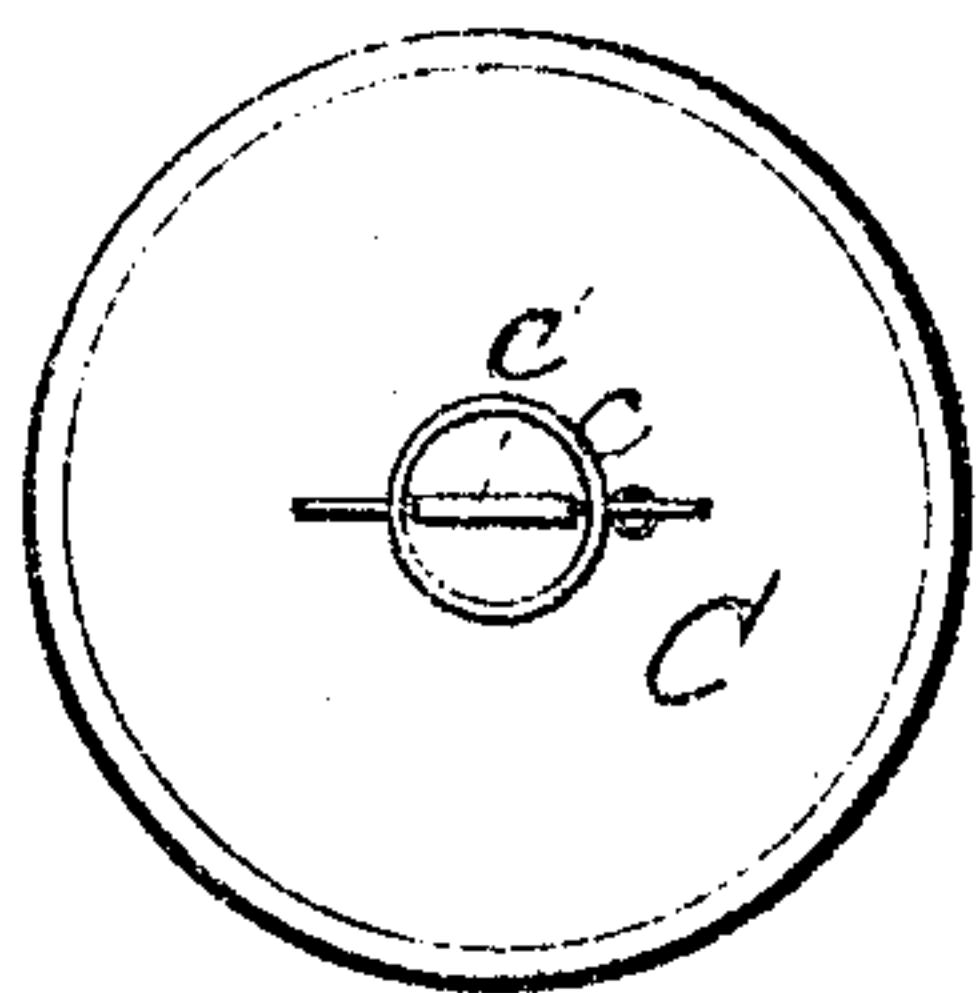


Fig. 3

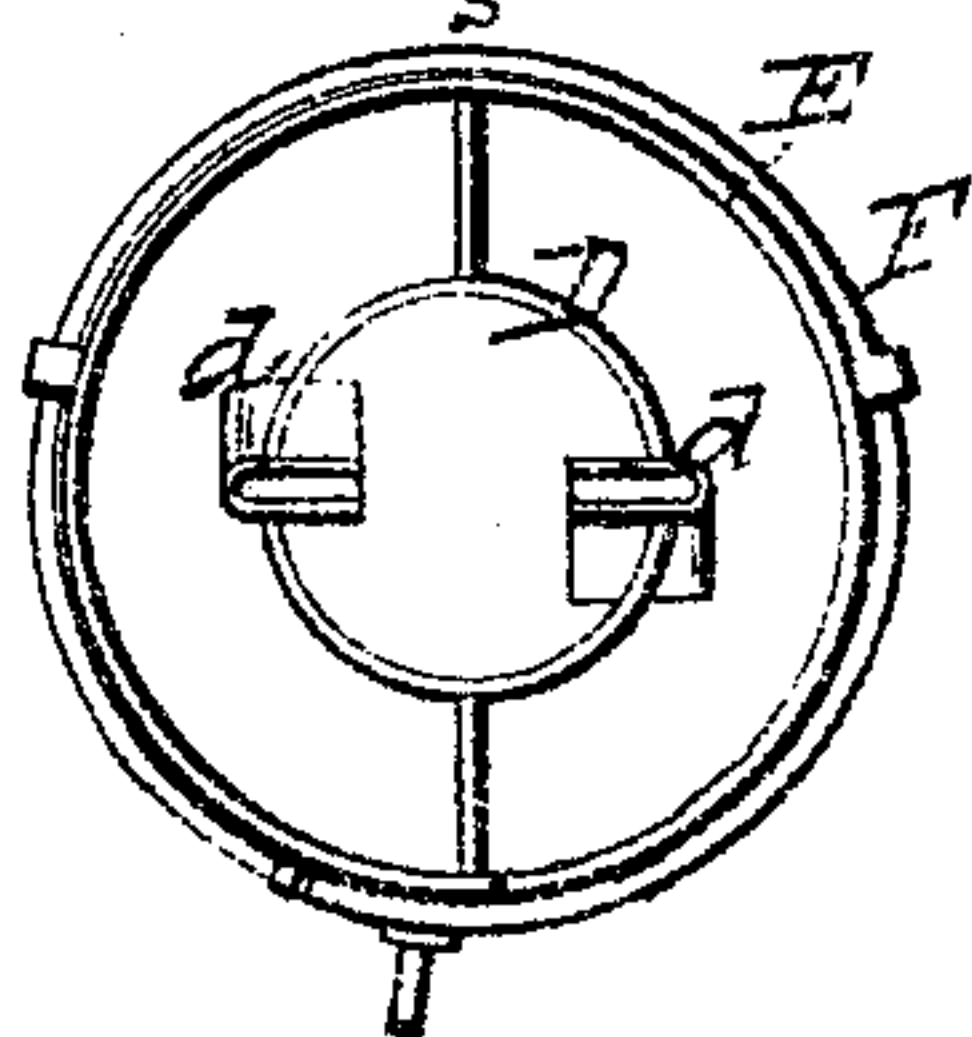


Fig. 4


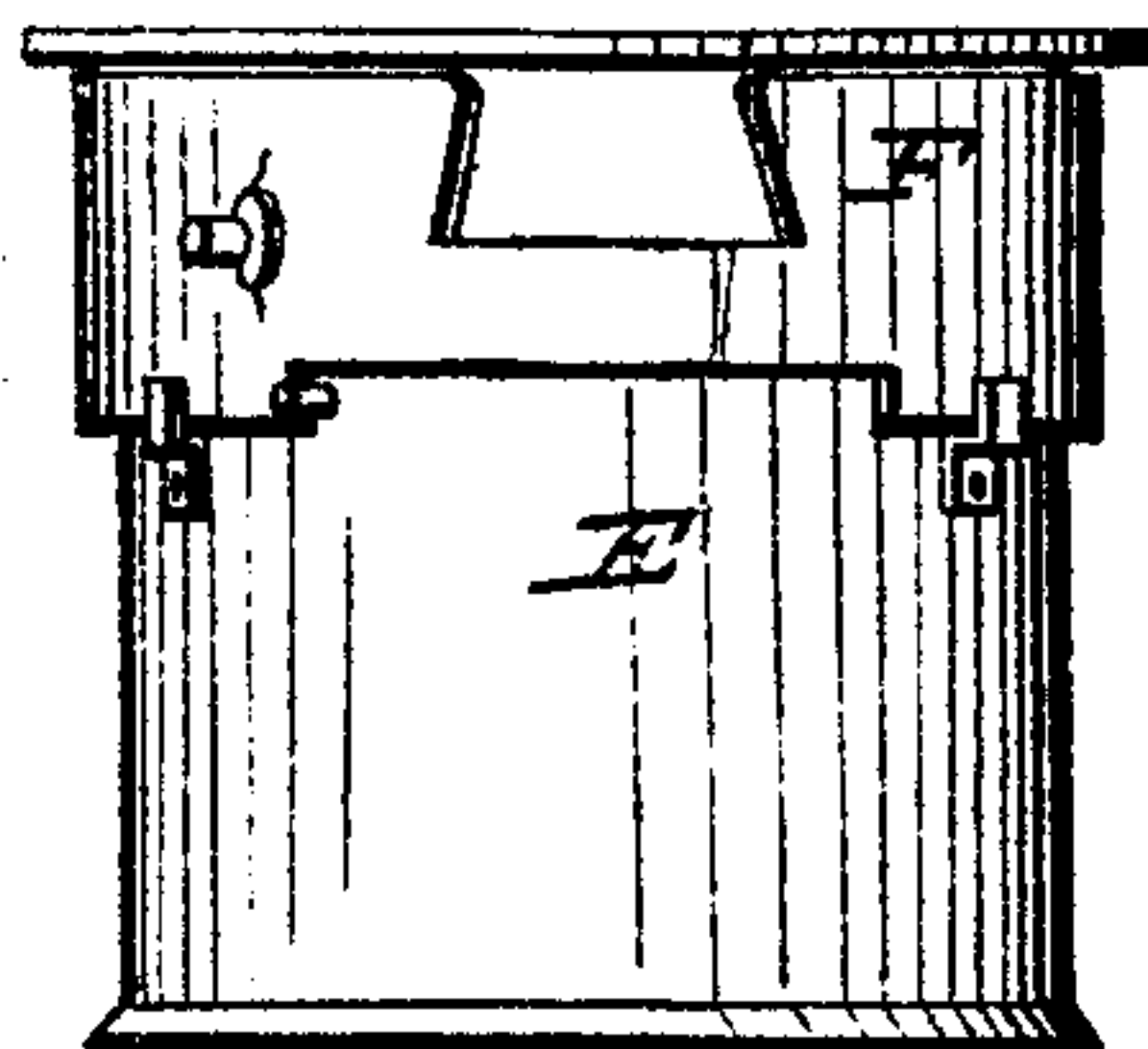


Fig. 5



Witnesses.

James W. Hart
J. H. Foster

Inventor.

Wm. R. Underhill
Edson Bros.
Attorneys.

UNITED STATES PATENT OFFICE.

WILLIAM R. UNDERHILL, OF VAN WERT, OHIO.

IMPROVEMENT IN STREET-LAMPS.

Specification forming part of Letters Patent No. **183,084**, dated October 10, 1876; application filed February 23, 1876.

To all whom it may concern:

Be it known that I, WILLIAM R. UNDERHILL, of Van Wert, in the county of Van Wert and State of Ohio, have invented certain new and useful Improvements in Street-Lamps; and I do hereby declare that the following is a full, clear, and exact description thereof, which will enable others skilled in the art to which it appertains to make and use the same, reference being had to the accompanying drawings, and to the letters of reference marked thereon, which form a part of this specification, and in which—

Figure 1 is a view, partly in section and elevation, of my improvement in street-lamps; and Figs. 2, 3, 4, and 5 are detail views thereof.

Corresponding parts in the several figures are denoted by like letters.

This invention relates to a certain improvement in street-lamps; and it consists of means for retaining the cone or stack in position upon the globe, and suspending it when elevated or lifted from off the globe, substantially as hereinafter more fully set forth.

In the annexed drawing, A refers to a lamp having a series of perforations, *a a*, and surrounded by a perforated case, *A*¹, around which slides a perforated band, *A*². Through this combination of parts, constructed as set forth, the draft can be regulated so as to permit of the use of a cone having a stack of a greater or less height, according to the size of the globe or lantern containing the lamp. Upon the lamp A is adjusted the globe B, from which the smoke, &c., are conducted and carried off by the cone C, having a stack, *c*, reaching or extending up into the tumbler or cap D. A valve, *c'*, in the stack *c*, regulates the draft. In the tumbler or cap D are grooves or inlets *d d* of an inverted L-shape, their vertical portions or legs receiving projections or studs *e e* upon the cone-stack *c*, and retaining the cone C in position upon the globe B. The

horizontal arms of the groove or inlets *d d* are to receive the studs or projections *e e* upon the cone-stack when the cone is elevated or lifted therefrom and partially revolved or turned therein, retaining the said cone in a suspended position, to permit of the removal of the globe for cleaning, lighting of the lamp, &c. The tumbler or cap D is secured centrally within the case or receptacle E, in any known way, in turn, properly connected to the upper portion of the lantern of the lamp. The case or receptacle E is provided with perforations, over which slides a perforated band, F, to further regulate the draft and permit of the exit of smoke, &c. The case or receptacle E is capped with an overhanging dome, *g*.

The draft through the perforations of the burner varies according to the height of the chimney or globe. To make this uniform I use a perforated sliding band, in connection with the burner and chimney or globe, the said band being adjusted so as to more or less close the perforations of the burner when a large or tall chimney or globe is used; vice versa when a smaller one is used.

I am aware that, broadly, a perforated sliding band around a burner is not new.

Having thus described my invention, what I claim, and desire to secure by Letters Patent, is—

The cone C, having its stack provided with projections or studs *e e*, in combination with the tumbler or cap D, having the inverted L-shaped grooves or inlets *d d*, substantially as and for the purpose set forth.

In testimony that I claim the foregoing as my own, I hereunto affix my signature in presence of two witnesses.

WILLIAM R. UNDERHILL.

Witnesses:

ANDREW S. BURT,
DAVID NEWCOMER.