

L. CARR.
BUCKLES.

No. 182,888.

Patented Oct. 3, 1876.

Fig. 1,

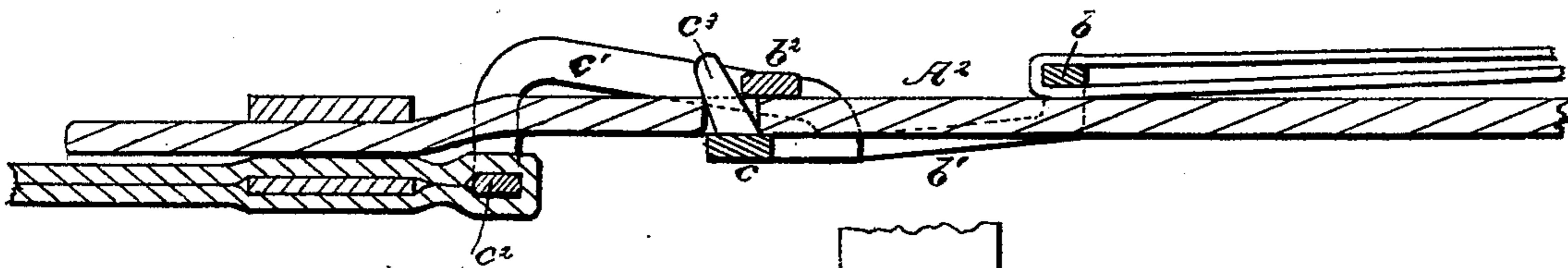


Fig. 2,

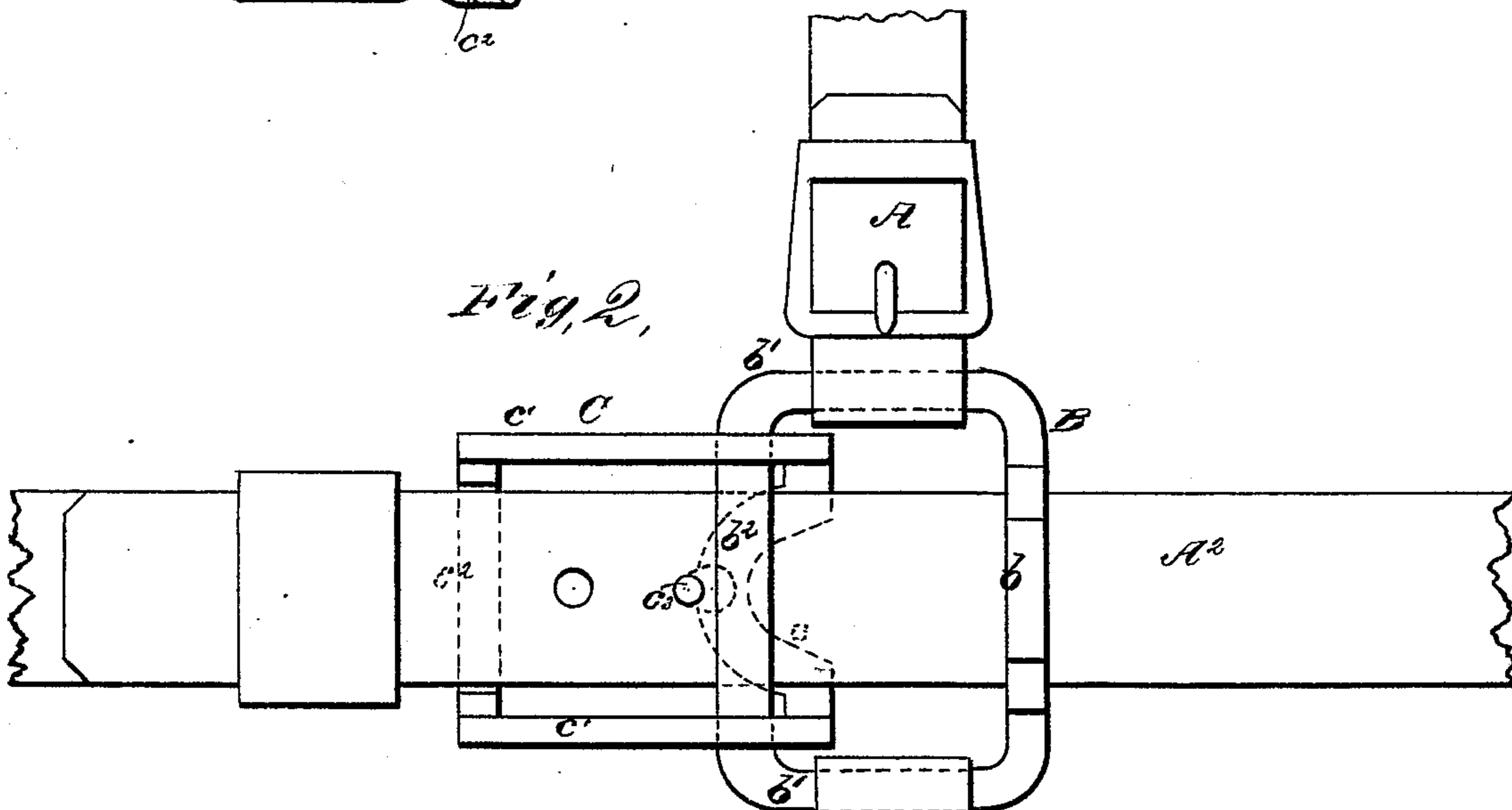


Fig. 3,

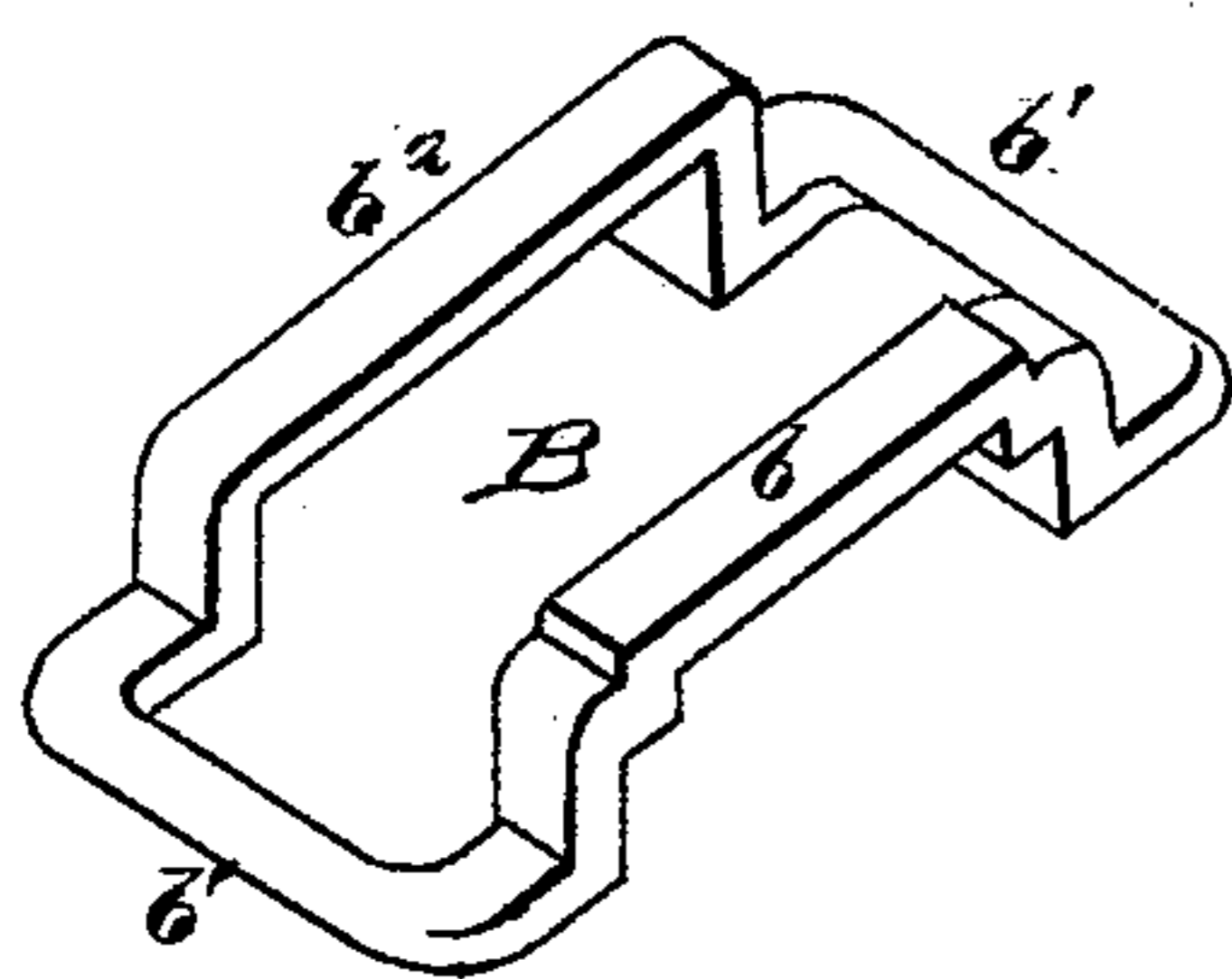
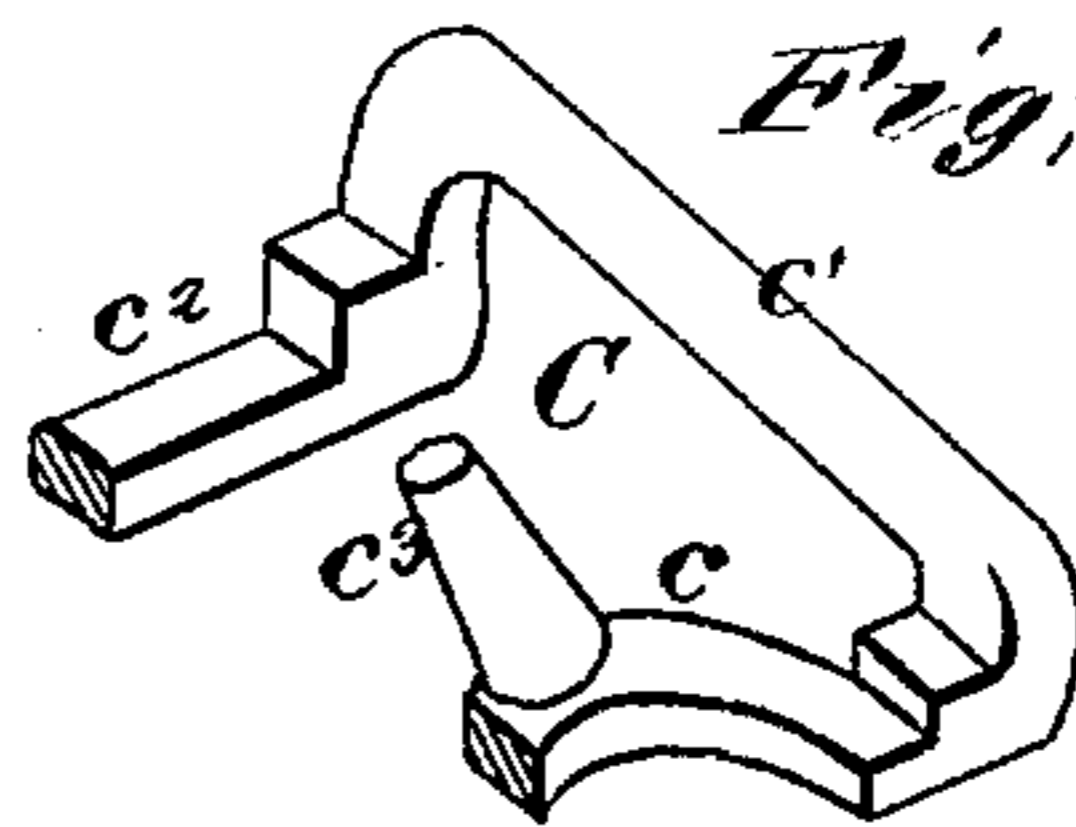


Fig. 4,



WITNESSES
E. H. Bates
George E. Upham.

INVENTOR.
Laurence Carr.
Gillmore, Smith & Co.
ATTORNEYS

UNITED STATES PATENT OFFICE.

LAWRENCE CARR, OF ROSEMOUNT, MINNESOTA.

IMPROVEMENT IN BUCKLES.

Specification forming part of Letters Patent No. 182,888, dated October 3, 1876; application filed July 8, 1876.

To all whom it may concern:

Be it known that I, LAWRENCE CARR, of Rosemount, in the county of Dakota and State of Minnesota, have invented a new and valuable Improvement in Harness-Buckle; and I do hereby declare that the following is a full, clear, and exact description of the construction and operation of the same, reference being had to the annexed drawings, making a part of the specification, and to the letters and figures of reference marked thereon.

Figure 1 of the drawings is a representation of a central vertical section, and Fig. 2 is a side view of the same. Fig. 3 is a perspective view, and Fig. 4 is a central sectional view, of the buckle.

This invention relates to buckles for harness, and consists in the novel construction and arrangement of the parts constituting a buckle, as will be hereinafter particularly described and claimed.

In the annexed drawings, A represents the backband, A¹ the bellyband, and A² the trace. B is the wedge-loop, and C the tongue-loop, with which it interlocks. Loop B is provided with rear arch *b*, to which the breeching is attached, and side extensions *b*¹ *b*¹, for attaching backband A and bellyband A¹; also with thickened front arch *b*², which is slightly inclined backward. Loop C is con-

structed with an inverted rear arch, *c*, to which the trace A² is attached, sides *c*¹, which incline downwardly and taper from rear to front, and flat horizontal backward curve *c*². From the top of front curve *c*² extends upward and obliquely backward a tongue, *c*³, which passes through the trace. When the harness is buckled the front part of loop B and the forward part of loop C interlock, and draft on either of them causes the arch *b*² to become wedged in the other loop.

This buckle is exceedingly firm, but may readily be removed by bending the trace and forcing out the tongue, after which the trace may be pulled through and the loops separated.

What I claim as new, and desire to secure by Letters Patent, is—

Loop B, provided with rear arch *b* and front wedging-arch *b*², in combination with loop C, having inverted rear arch *c*, inclined sides *c*¹, and backward curve *c*² in front, and tongue *c*³, substantially as and for the purpose set forth.

In testimony that I claim the above I have hereunto subscribed my name in the presence of two witnesses.

LAWRENCE CARR.

Witnesses:

CHAS. J. WILLIAMS,
JOHN FARQUHAR.