

F. A. HATCH.  
GARMENT STAND.

No. 182,577.

Patented Sept. 26, 1876.

Fig 1.

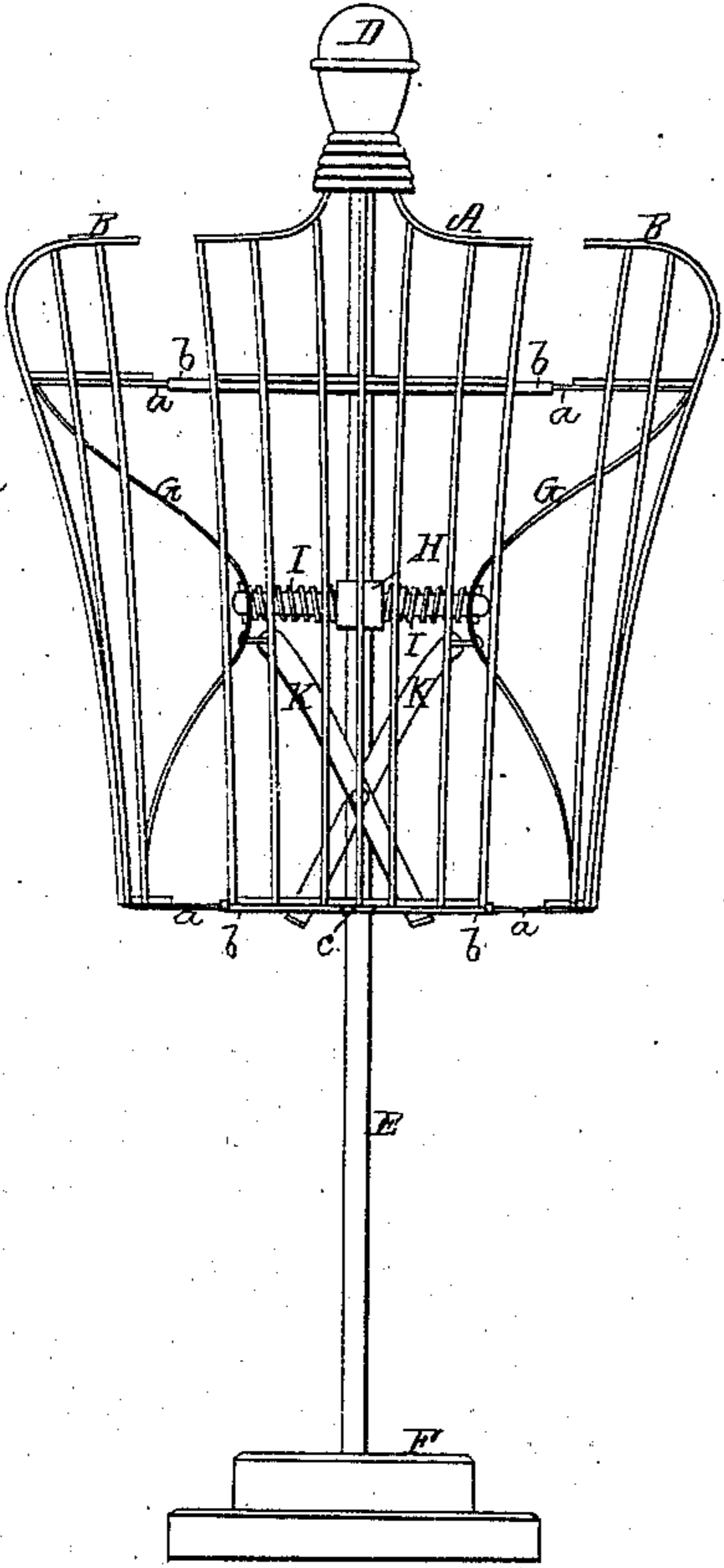


Fig. 2.

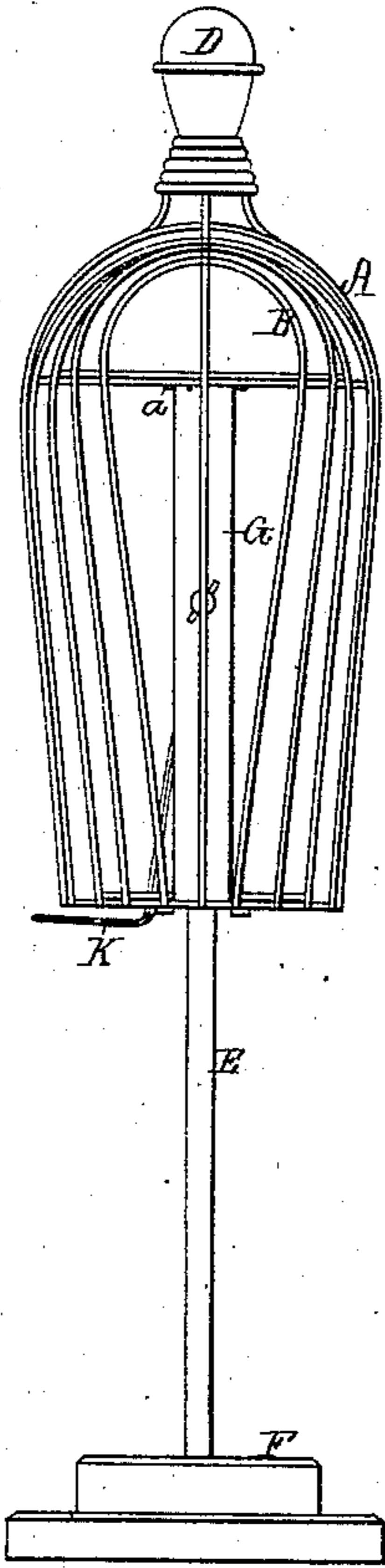
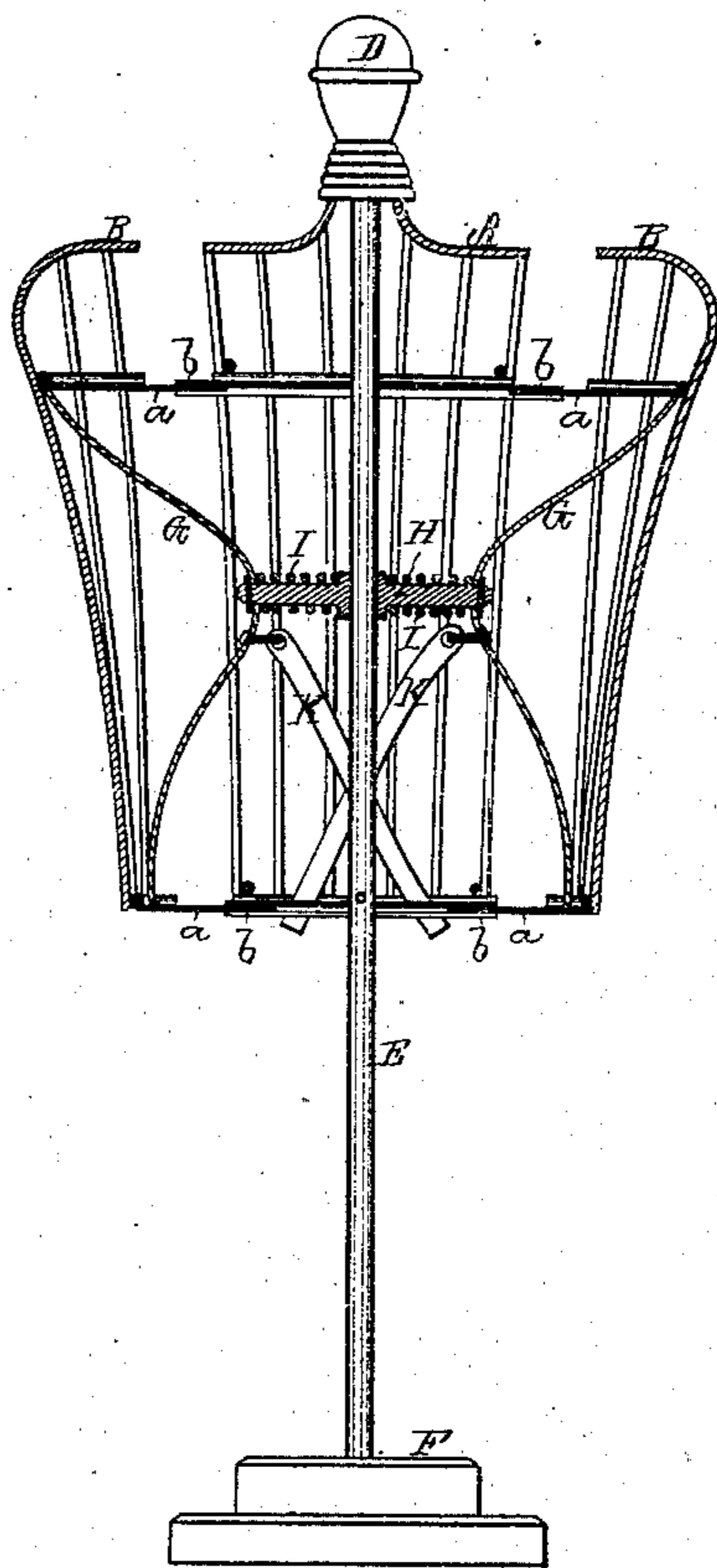


Fig. 3.



Witnesses.

S. W. Piper

L. N. Miller.

Fred. A. Hatch.

by his attorney

R. H. Eddy

# UNITED STATES PATENT OFFICE.

FRED A. HATCH, OF WAKEFIELD, ASSIGNOR TO HIMSELF AND WILLIAM H. ROTHWELL, OF BOSTON, MASSACHUSETTS.

## IMPROVEMENT IN GARMENT-STANDS.

Specification forming part of Letters Patent No. **182,577**, dated September 26, 1876; application filed August 16, 1876.

*To all whom it may concern:*

Be it known that I, FRED A. HATCH, of Wakefield, of the county of Middlesex and State of Massachusetts, have invented a new and useful Improvement in Garment-Stands; and do hereby declare the same to be fully described in the following specification and represented in the accompanying drawings, of which—

Figure 1 is a front elevation, Fig. 2 an edge view, and Fig. 3 a vertical section, of a stand provided with my invention.

It is designed for tailors' use, and is for the support and exhibition of a garment, such as a coat or vest, the stand being expansive, or constructed in separate parts or sections, and provided with mechanism for moving them, or certain of them, outward or away from each other or an intermediate section, in order to cause the stand to fit to and expand a garment when thereon.

The drawings represent a stand composed of one stationary section, A, and two movable ones, B B, each being made of wires, arranged as shown. Each of the outer sections B B is provided with two tenons, *a a*, to slide within tubular cross-bars *b b*, fixed to the middle or intermediate section A, which at top is provided with a knob, D, perforated axially, to receive a vertical rod, E, extended through the middle section and from a base, F. Each movable section B is provided with an arched bar, G, arranged within the section in manner as represented, such bar at or near its end being fixed to the section. At their middles the bars G G receive a cross-head, H, arranged on the rod E, and furnished with springs I I, to press the bars G G outwardly.

Two levers, K K, crossed and pivoted together like the blades and shanks of a pair of scissors, are jointed at their upper ends to the two bars G G, the lower arm of each lever being bent at a right angle, as shown. On forcing the said arms together the sections B B will be drawn toward each other, or up to the section A. A notch, *c*, is made in the lower bar *b* at its middle. It is to receive the lower arms of the levers K K after such arms may have been closed together. The notch answers to hold the outer sections B B in their positions when up to the section A.

I would remark that the body, instead of being in three sections, may be in two only.

After the movable sections may have been drawn inward and had a garment applied to them by being made to encompass the body, the levers K K should be drawn out of their holding-notch, so as to allow the springs to expand and force the sections B B outward, in order to cause the stand to adapt itself to or fit the garment.

I claim—

An expansible garment-stand constructed substantially as described, namely, of the separate sections A B B, provided with mechanism as set forth, for moving the outer ones relatively to each other or to the inner one, all being as and for the purpose essentially as specified.

FRED A. HATCH.

Witnesses:

R. H. EDDY,  
J. R. SNOW.