

W. R. CLOUGH.

HAIR-PINS.

No. 182,559.

Patented Sept. 26, 1876.

Fig. 1.

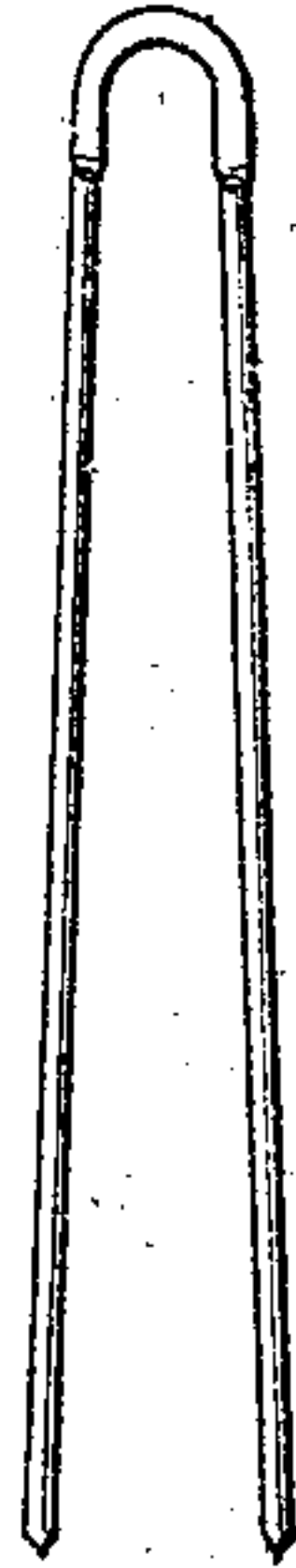


Fig. 2.

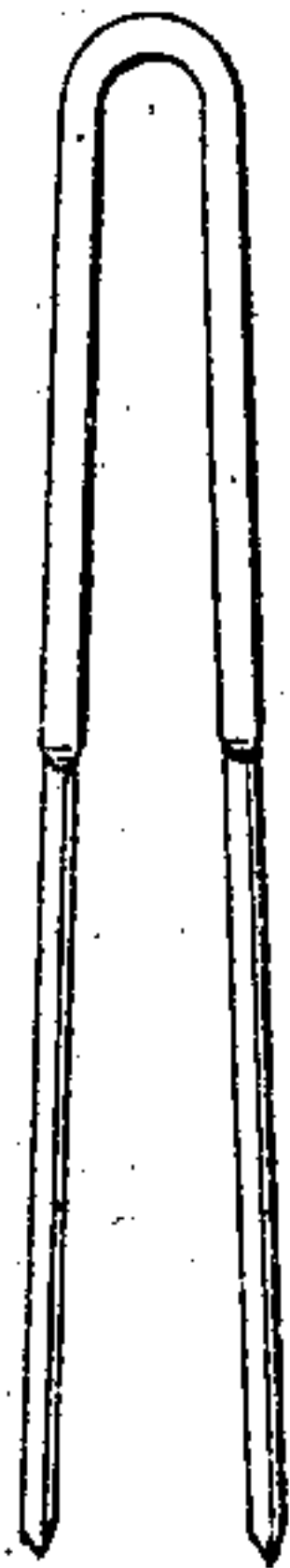


Fig. 3.




Fig. 4.




Fig. 5.




Fig. 6.

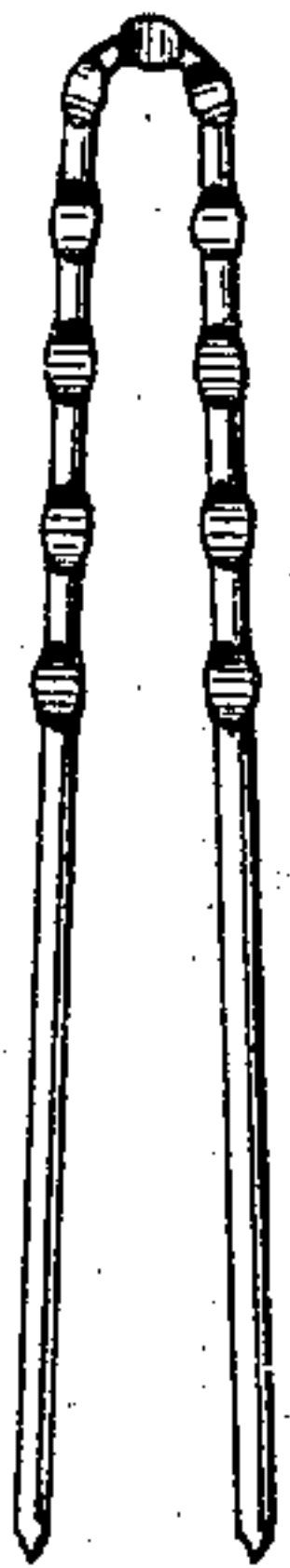


Fig. 7.

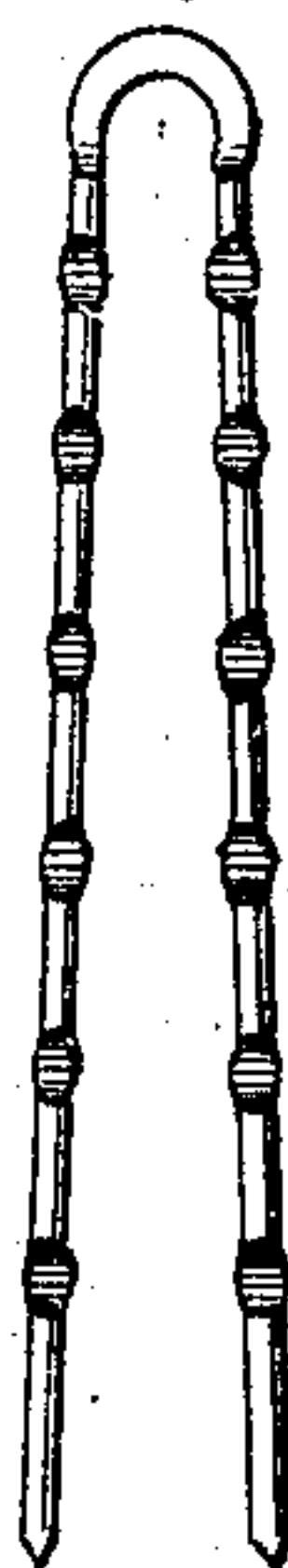
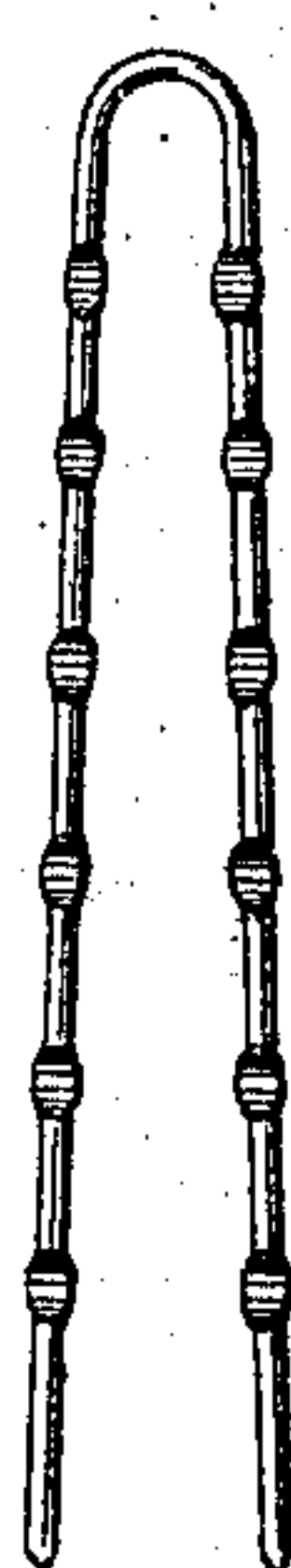


Fig. 8.



Witnesses;
Grenville Lewis
Chas. O. Gill

Inventor
Wm. R. Clough
by his attys.
den and Cox

UNITED STATES PATENT OFFICE.

WILLIAM R. CLOUGH, OF NEWARK, NEW JERSEY.

IMPROVEMENT IN HAIR-PINS.

Specification forming part of Letters Patent No. **182,559**, dated September 26, 1876; application filed June 8, 1876.

To all whom it may concern:

Be it known that I, WILLIAM R. CLOUGH, of Newark, in the county of Essex and State of New Jersey, have invented a new and useful Improvement in Hair-Pins, of which the following is a specification, reference being had to the accompanying drawings.

The invention relates to hair-pins; and consists in providing an effective means of stiffening the prongs without increasing the weight of the pin, or the length of the blank. One of the principal objections to the hair-pins now generally in use is that the prongs are very easily spread, which renders them clumsy and useless.

The object of my invention is to obviate this difficulty without sacrificing other important considerations. Its distinctive novelty consists in flattening the bow of the pin, or both the bow and prongs, or parts thereof, in any convenient manner, by which means the desired object is effectively attained.

In the accompanying drawings are shown a number of different embodiments of the invention, which are described hereinafter.

The simplicity of the invention is such that it will be readily understood without an elaborate description. It consists simply in making the sides, or one side, of the bow flat instead of round, the other parts being the same as in an ordinary hair-pin, or in flattening both the bow and the prongs, or parts or sections of the prongs, as shown in the drawings.

The construction I prefer is shown in Figure 1, in which the bow A alone is flattened. In Fig. 2 the bow and parts of the prongs contiguous thereto are flattened. In Fig. 3 both the bow and prongs are made flat. In Fig. 4

the prongs are flat and bow of the usual round form. In Figs. 5, 6, 7, and 8 sections or different parts of the bow or prongs or both are treated in a similar manner.

By reason of the fact that a round pin is greatly to be preferred, I recommend that only such parts be made flat as may be necessary to insure the desired rigidity of the prongs, although the forms I have shown may be used with good results.

It will be found more convenient in practicing the invention, to flatten the parts after the pin has been formed. It will probably be expedient, also, to flatten only those parts of the pin that are contiguous to the bow; but these are details which may be observed or not according to the inclination of the fabricator.

I do not confine myself to any particular form of pin, nor do I limit myself to flattening any part or parts of the pin; but

What I claim as my invention, and desire to secure by Letters Patent, is—

1. A hair-pin, the vertical sides of the bow of which are flattened for the purpose of stiffening and strengthening the same, substantially as shown and described.

2. A hair-pin, the prongs of which are flattened in whole or in part for the uses and purposes substantially as set forth.

In testimony that I claim the foregoing improvement in hair-pins, as above described, I have hereunto set my hand this 29th day of May, 1876.

WILLIAM R. CLOUGH.

Witnesses:

W. S. PAINE,
ROWLAND COX.