

C. C. SANKEY.

VENTILATING ATTACHMENT FOR WINDOWS.

No. 182,484.

Patented Sept. 19, 1876.

Fig. 1.

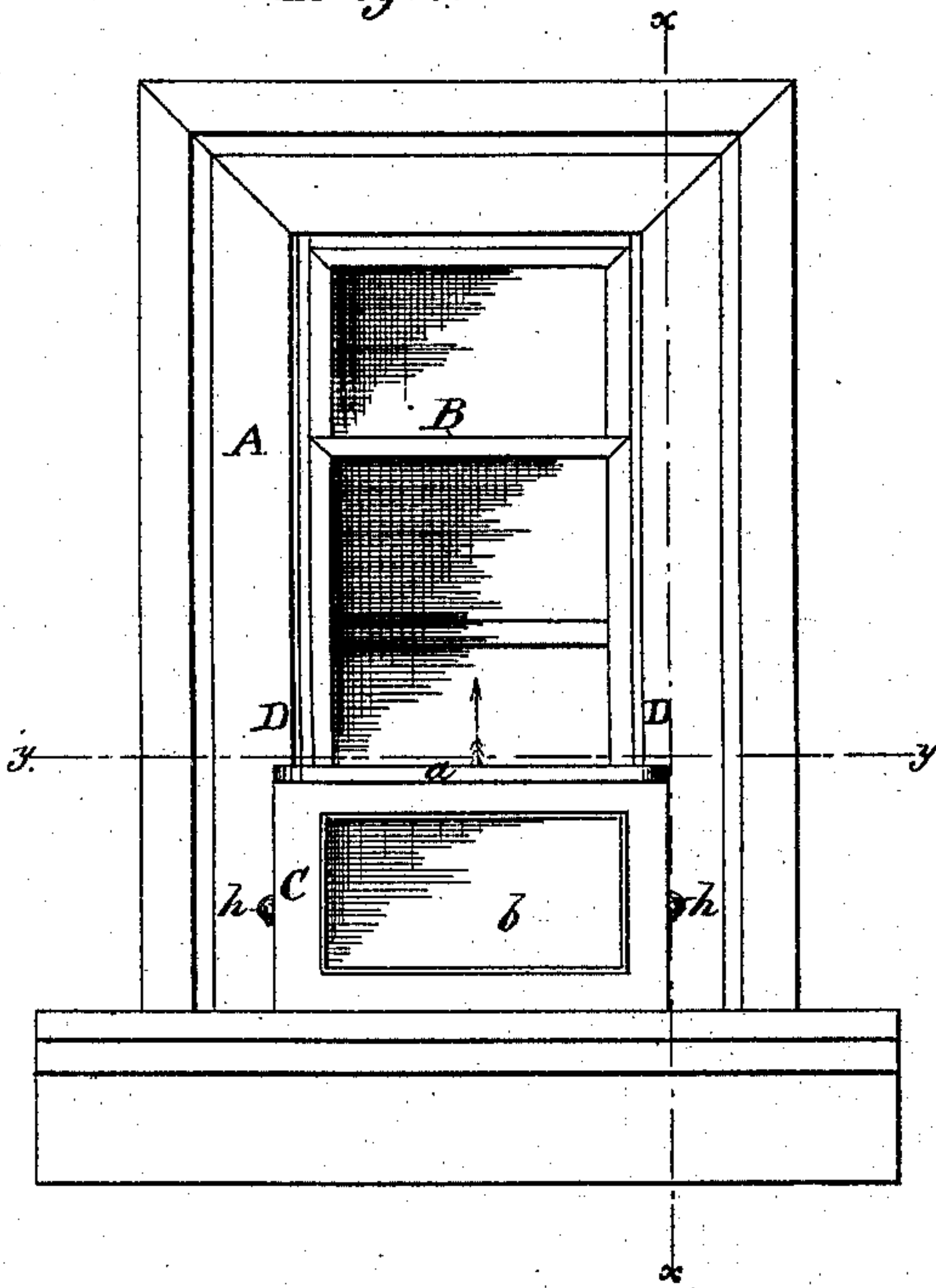


Fig. 2.

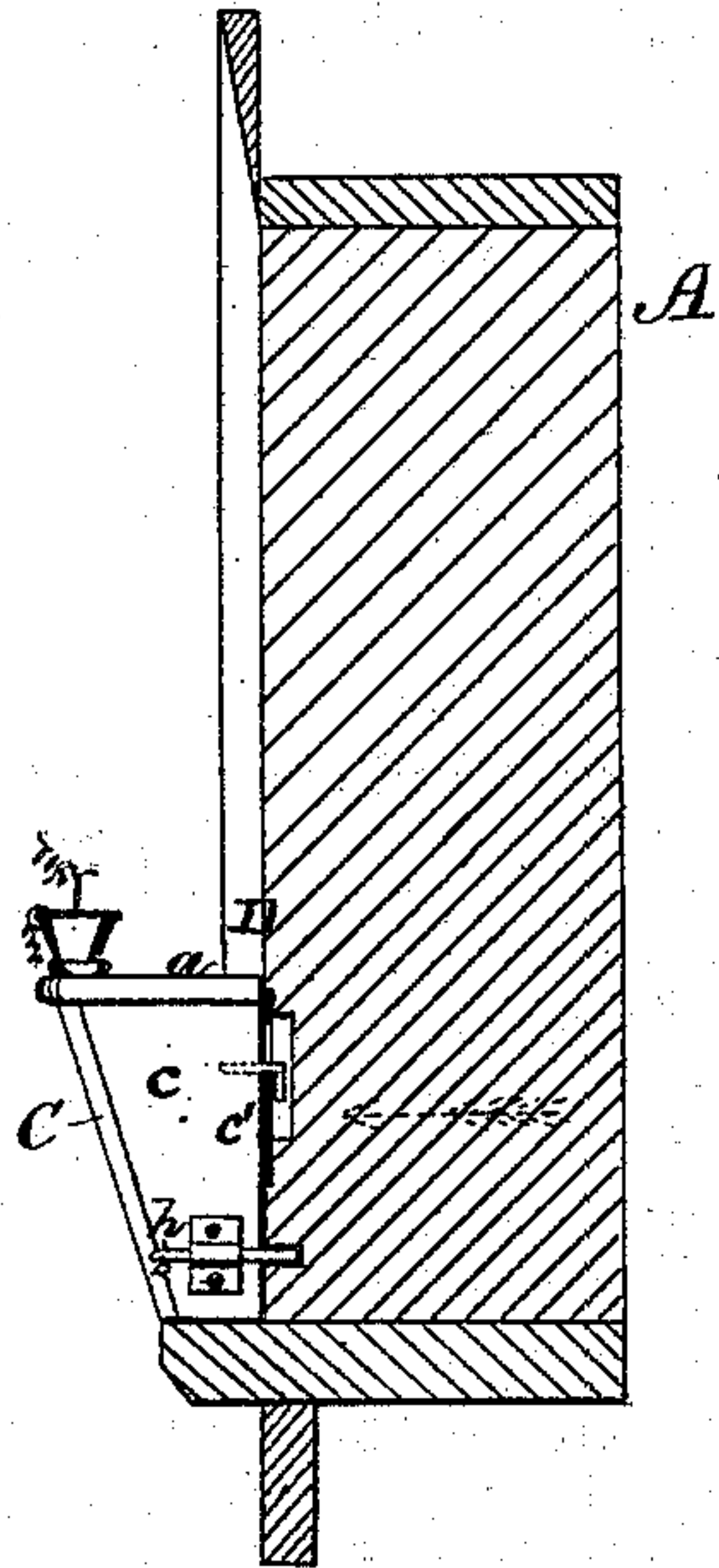


Fig. 3.

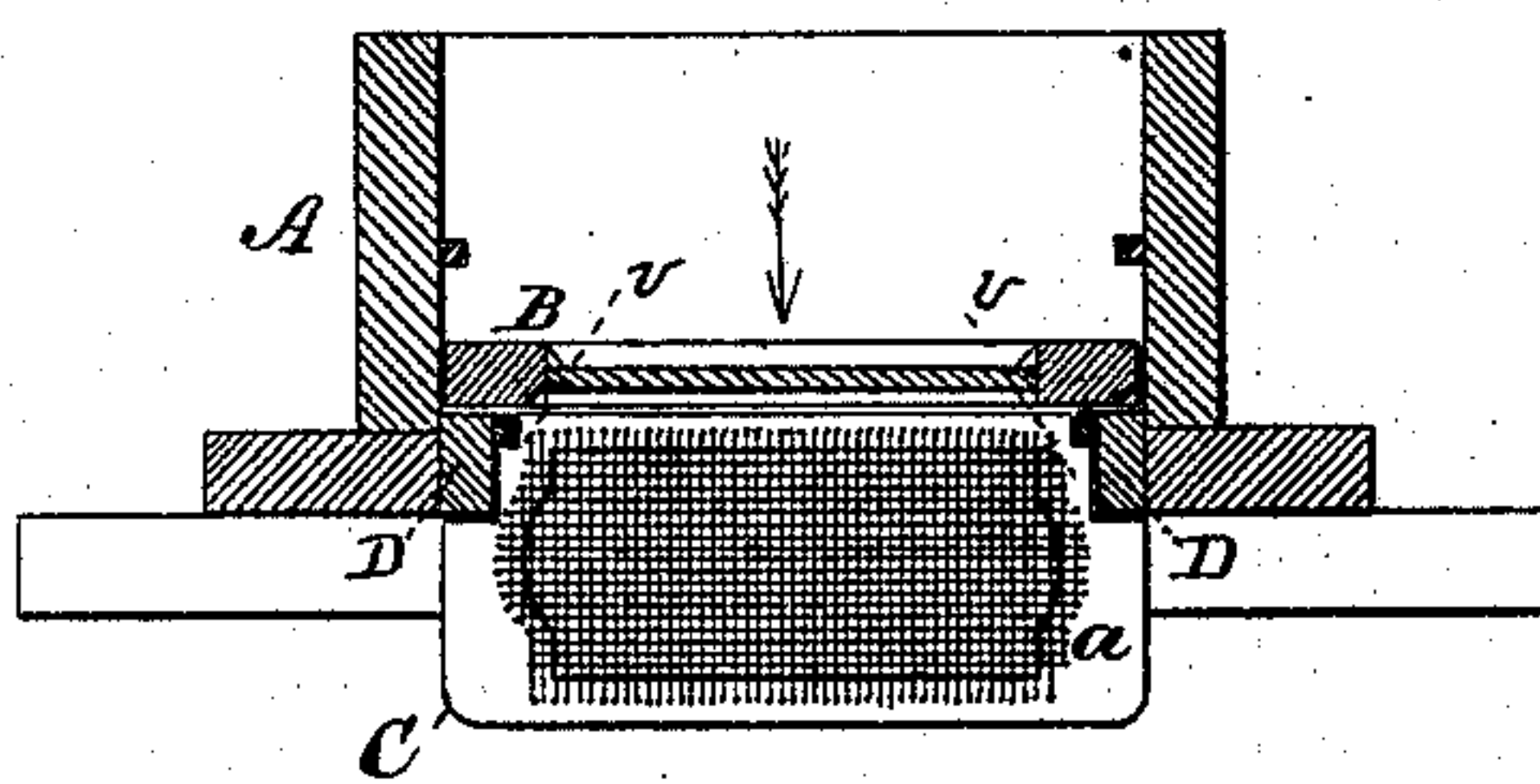
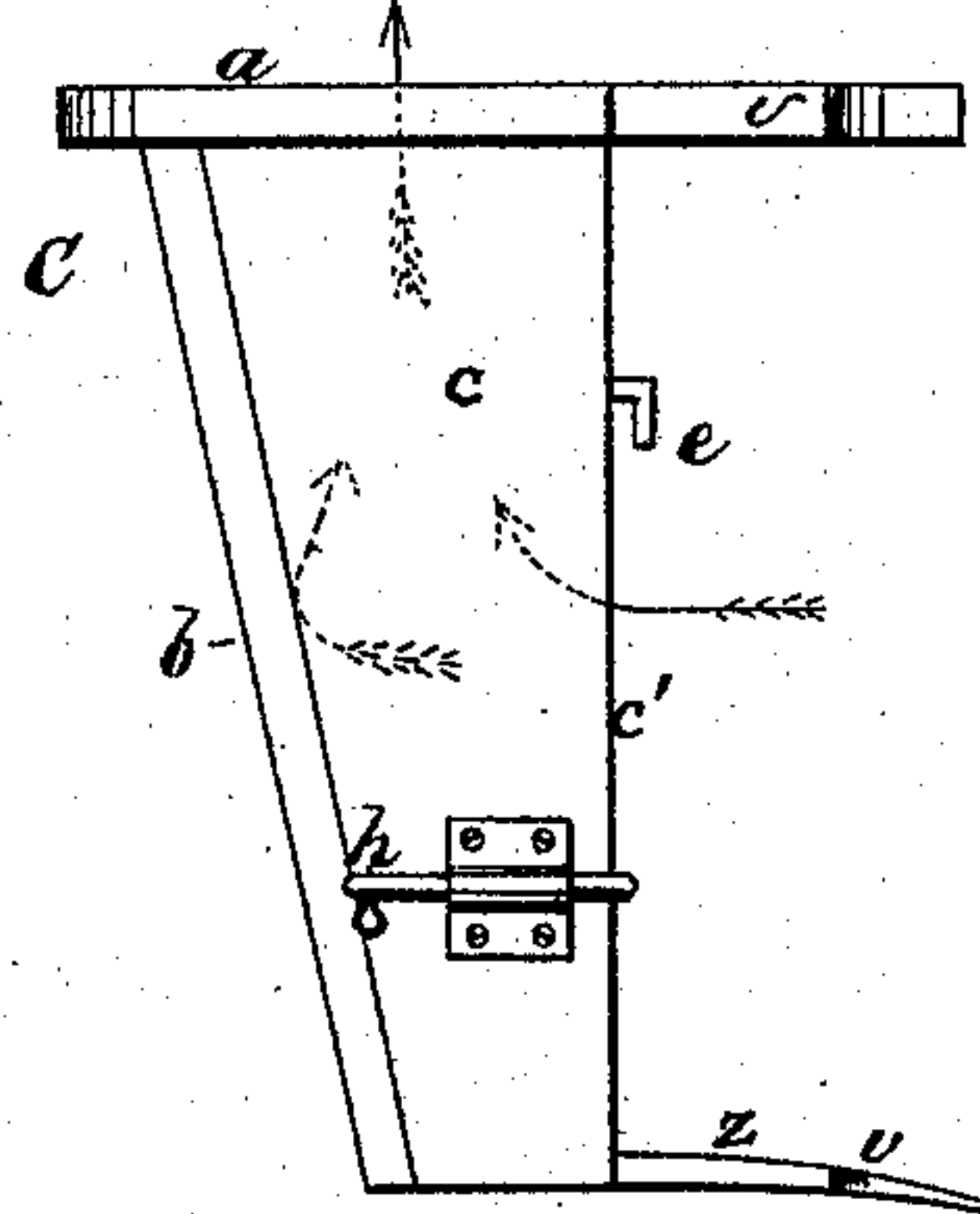


Fig. 4.



WITNESSES:

W. W. Hollingsworth
John C. Kemmer

INVENTOR:

Chas. C. Sankey
BY Hunt & Co.

ATTORNEYS.

UNITED STATES PATENT OFFICE.

CHARLES C. SANKEY, OF NEWCASTLE, PENNSYLVANIA.

IMPROVEMENT IN VENTILATING ATTACHMENTS FOR WINDOWS.

Specification forming part of Letters Patent No. 182,484, dated September 19, 1876; application filed January 19, 1876.

To all whom it may concern:

Be it known that I, CHARLES CARROLL SANKEY, of Newcastle, in the county of Lawrence and State of Pennsylvania, have invented a new and Improved Ventilating Attachment for Windows; and I do hereby declare that the following is a full, clear, and exact description of the same.

This invention has relation to casement-ventilators for the windows of apartments; and it consists in the construction and novel arrangement of the side walls and their attachment hooks and bolts, the transparent front and the extended top and base laterally notched to fit the moldings of the window-frame in rear of the sash, as hereinafter shown and described.

In the accompanying drawing, forming part of this specification, Figure 1 is an elevation of a window-casing provided with my improved ventilating attachment; Fig. 2, a vertical section of the same on line *x x*, Fig. 1; Fig. 3, a cross-section on line *y y*, Fig. 1, showing the ventilator in plan; Fig. 4, a side elevation of the ventilator detached.

The window-casing A and sliding sash B are of the usual construction. The ventilator C has a horizontal top, *a*, and a vertical, or nearly vertical, front, *b*, and ends *c*. The same is made, preferably, of about half the height of the lower sash, and is so constructed as to adapt it to fit closely against and between the sides of the casing A. In order to accomplish this, the top *a* and bottom *z* of the ventilator are extended horizontally forward beyond the vertical edges of the sides, and are notched, as shown at *v*, on each side to fit the moldings of the window-casing closely, and to project between the same to the sash B, against which, when the window is open, the top *a* fits neatly. The edges *c'* of the sides *c* are designed to fit against the face-moldings D, in order that the span of the ventilator will be equal to that of the window when the sash is raised. The extended bottom *z* affords a broad base for the support of the ventilator. The means of attachment are hooks *e*, fitting in slotted plates *f* affixed to the casing, and

hand-bolts *h*, which may be slided into sockets in the casing when the ventilator has been adjusted in place. Said bolts must therefore be withdrawn before the ventilator can be raised and detached from the casing, thereby providing protection against thieves. The front *b* of the ventilator is formed, wholly or in part, of a transparent plate, so that the entrance of light, and the ordinary view from the window, may not be obstructed. The top *a* has a large opening for the admission of air. This may be provided with a netting to exclude insects, &c., when occasion requires.

The lower sash B being raised, as shown, the fresh air will enter the apartment, taking the course indicated by arrows, to wit: striking first against the front *b*, and passing thence upward through the open top *a* of the ventilator toward the ceiling of the apartment.

The chief advantages of the ventilator over others of its class are the security of the attachment to the window-casing, and the facility with which it may be detached when occasion requires; also, the fact that it offers the slightest possible obstruction to the view from the window and to the passage of light into the apartment; also, that the flat top may be utilized as a flower-stand or support without thereby sensibly affecting the air-currents.

What I claim is—

1. The casement-ventilator for windows consisting of the glass front *b*, the sides *c*, opposite the face-molding of the window-casing, and cut away at *c'* to fit the same, and the top *a* and base *z* laterally notched to correspond with the moldings, and extending beyond the sides to meet the sash, substantially as specified.

2. The combination, with the slotted and perforated molding D, of the casement-ventilator, having the horizontally-extended top, and the sides cut away at *c'* to fit said molding, and the sliding hooks and locking-bolts, substantially as specified.

CHARLES CARROLL SANKEY.

Witnesses:

S. W. DANA,

W. W. CUBBISON.