

G. G. PARK.
PORTABLE FENCE.

No. 182,469.

Patented Sept. 19, 1876.

Fig 1

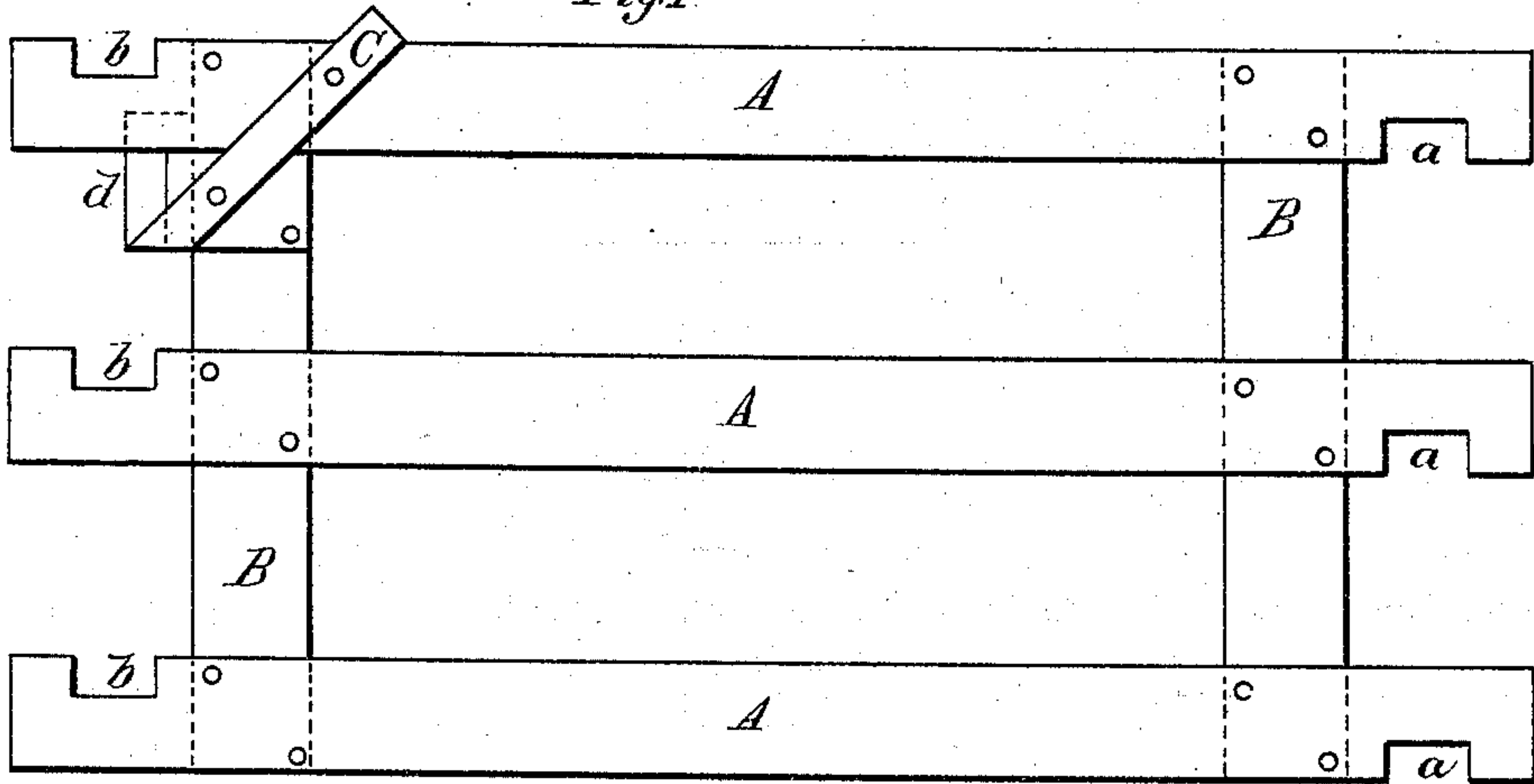


Fig 2

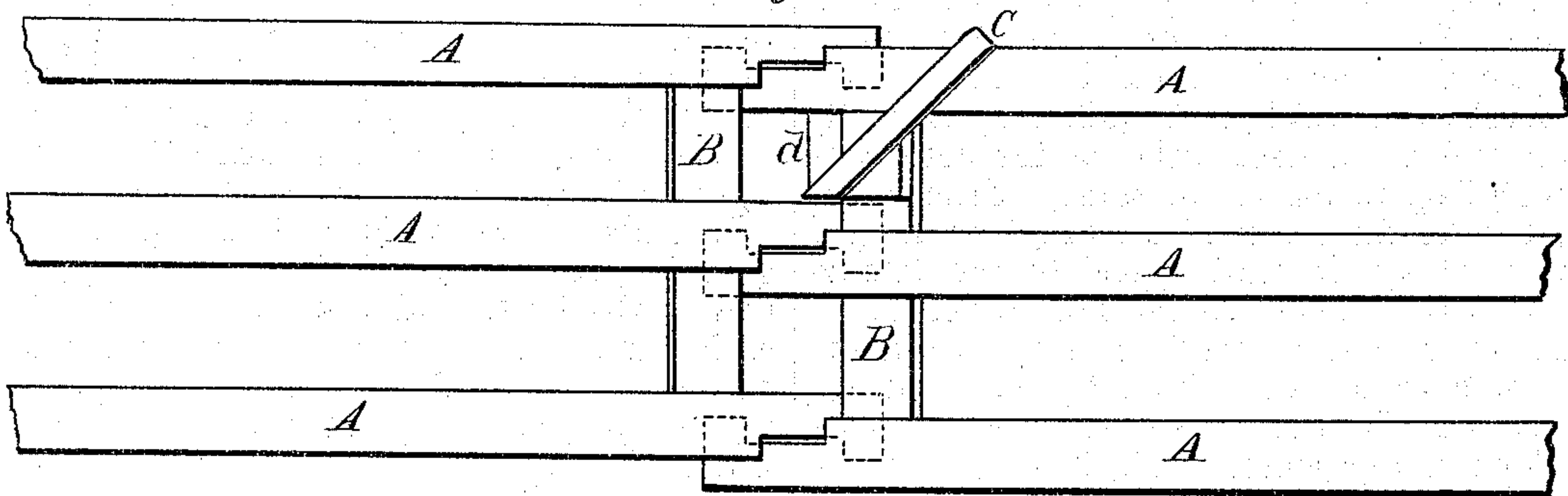


Fig 3

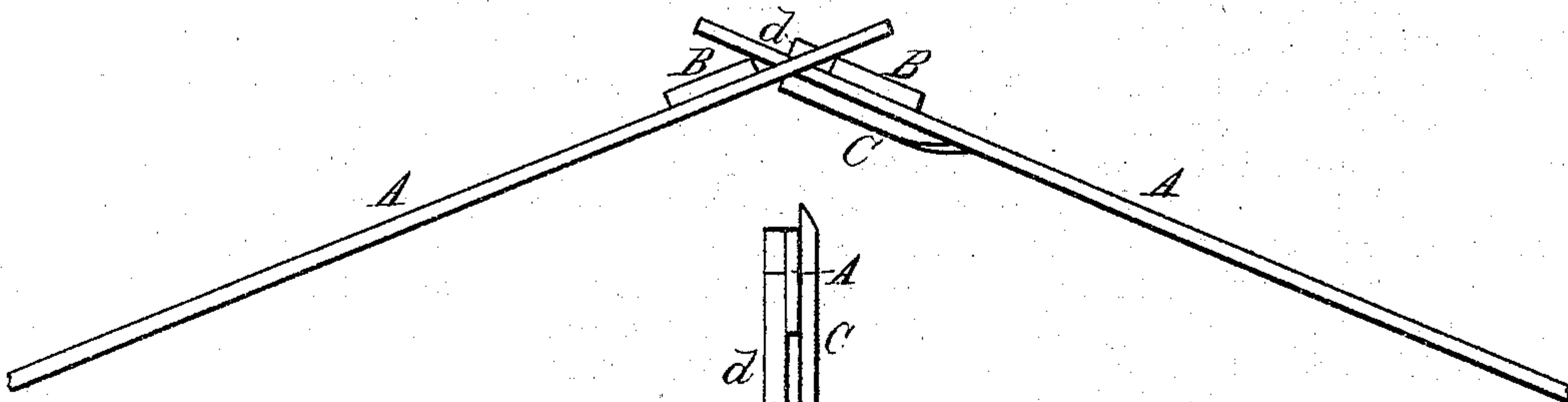
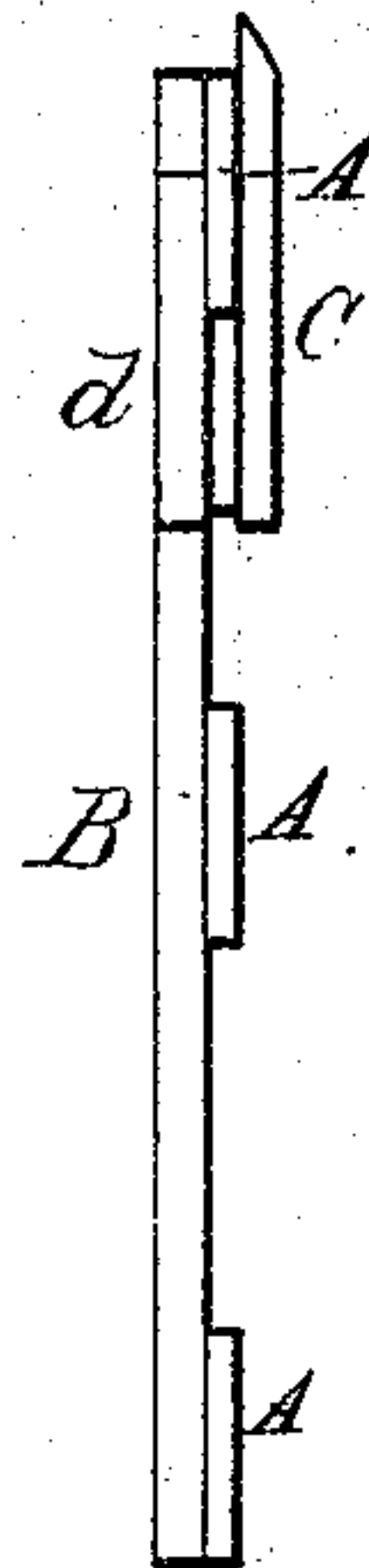


Fig 4



WITNESSES

C. H. Searle
J. F. Acker

INVENTOR.

Gilbert G. Park.
Gilmore, Smith & Co.
ATTORNEYS

UNITED STATES PATENT OFFICE.

GILBERT G. PARK, OF PLATTFORD, NEBRASKA.

IMPROVEMENT IN PORTABLE FENCES.

Specification forming part of Letters Patent No. **182,469**, dated September 19, 1876; application filed March 11, 1876.

To all whom it may concern:

Be it known that I, GILBERT GEER PARK, of Plattford, in the county of Sarpy and State of Nebraska, have invented a new and valuable Improvement in Portable Fence; and I do hereby declare that the following is a full, clear, and exact description of the construction and operation of the same, reference being had to the annexed drawings, making a part of this specification, and to the letters and figures of reference marked thereon.

Figure 1 of the drawings is a representation of a front elevation of a section of my fence, and Fig. 2 is a front elevation of two sections thereof joined. Fig. 3 is a plan view of the same, and Fig. 4 is an end view.

The nature of my invention consists in the construction and arrangement of a fence, as will be hereinafter more fully set forth.

My fence is composed of a series of panels, each constructed of three or more horizontal boards, A A, connected a suitable distance from each end by vertical boards B B, as shown. The projecting ends of the boards A at one end of the panel have square notches *a* in their under edges, while at the other end of the panel the projecting ends of the boards have similar notches *b* in their upper edges. At one end of each panel is secured a block, *d*, to the outer edge of the vertical board B, so as to have the under surface of said block

midway between two of the horizontal boards. On the opposite side of the panel is fastened an inclined bar, C, the lower end of which is beveled to make its under surface parallel and in the same plane with the block *d*. The panels are first placed together at right angles, and in such a manner as to have the notches *a* and *b* interlock with each other when the panels are moved outward to the proper angle for a worm-fence. When in this position one of the horizontal boards at one end of each panel is under the block *d* and bar C of the adjoining panel, and the two panels thus locked together in place, making the fence firm and strong.

In putting up this fence there are no separate pieces that might be lost or mislaid; but the panels themselves form the entire fence.

What I claim as new, and desire to secure by Letters Patent, is—

The locking devices *d* and *c*, in combination with the notched fence-panels A B, substantially as and for the purposes herein set forth.

In testimony that I claim the above I have hereunto subscribed my name in the presence of two witnesses.

G. G. PARK.

Witnesses:

JOHN F. ACKER,
C. H. McEWEN.