

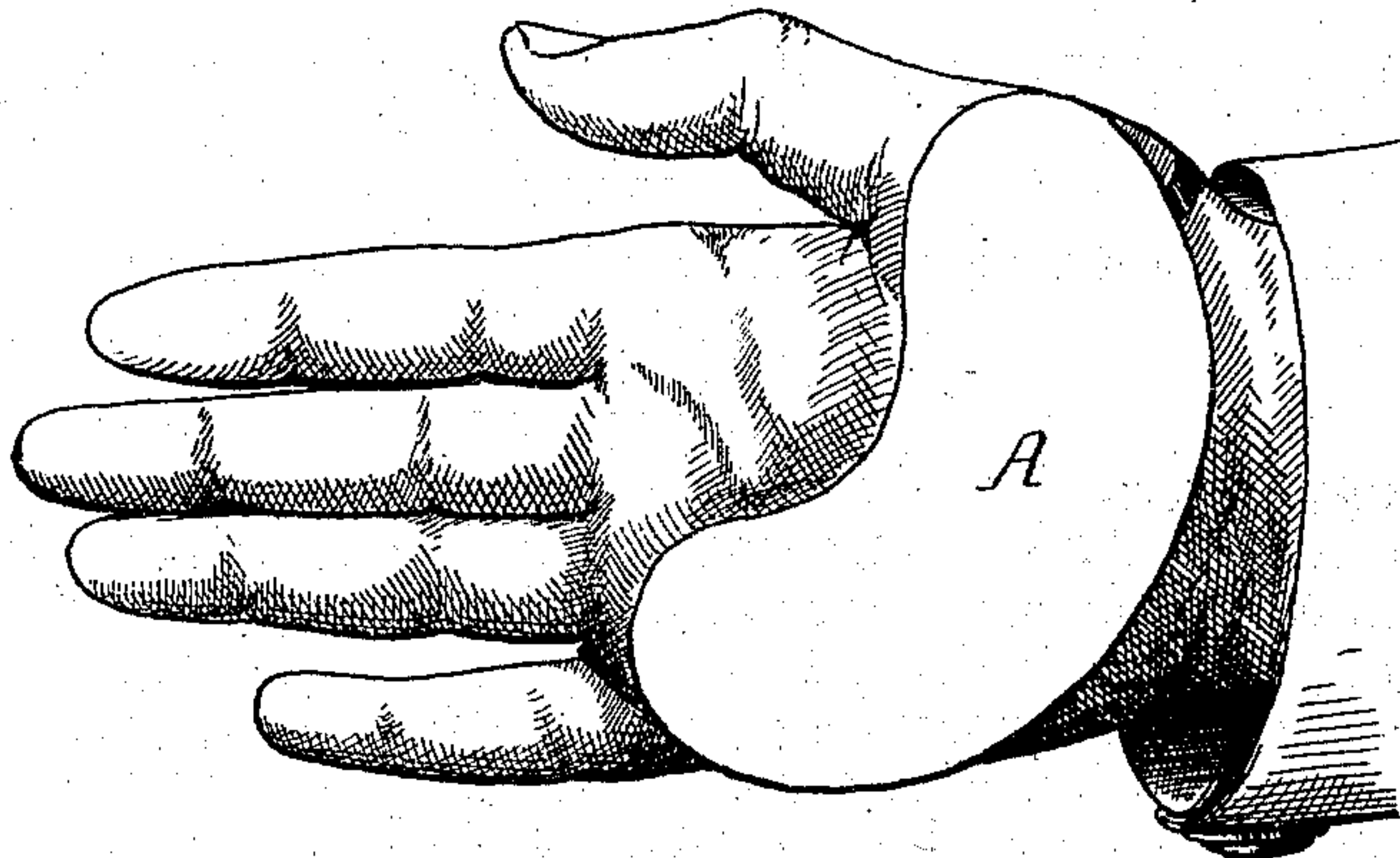
T. CHASE.

BLOTTING PAD AND HAND REST.

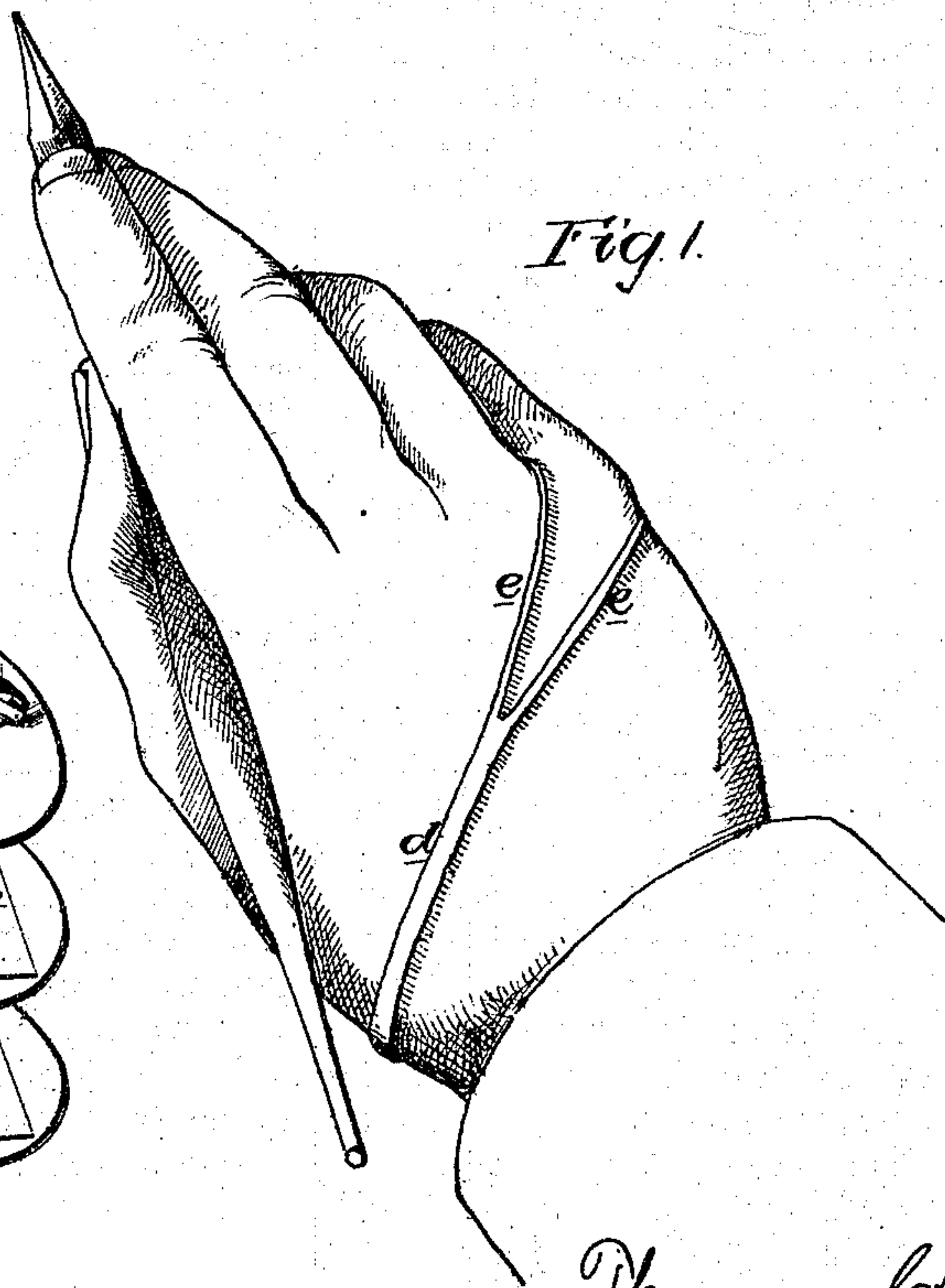
No. 182,414.

Patented Sept. 19, 1876.

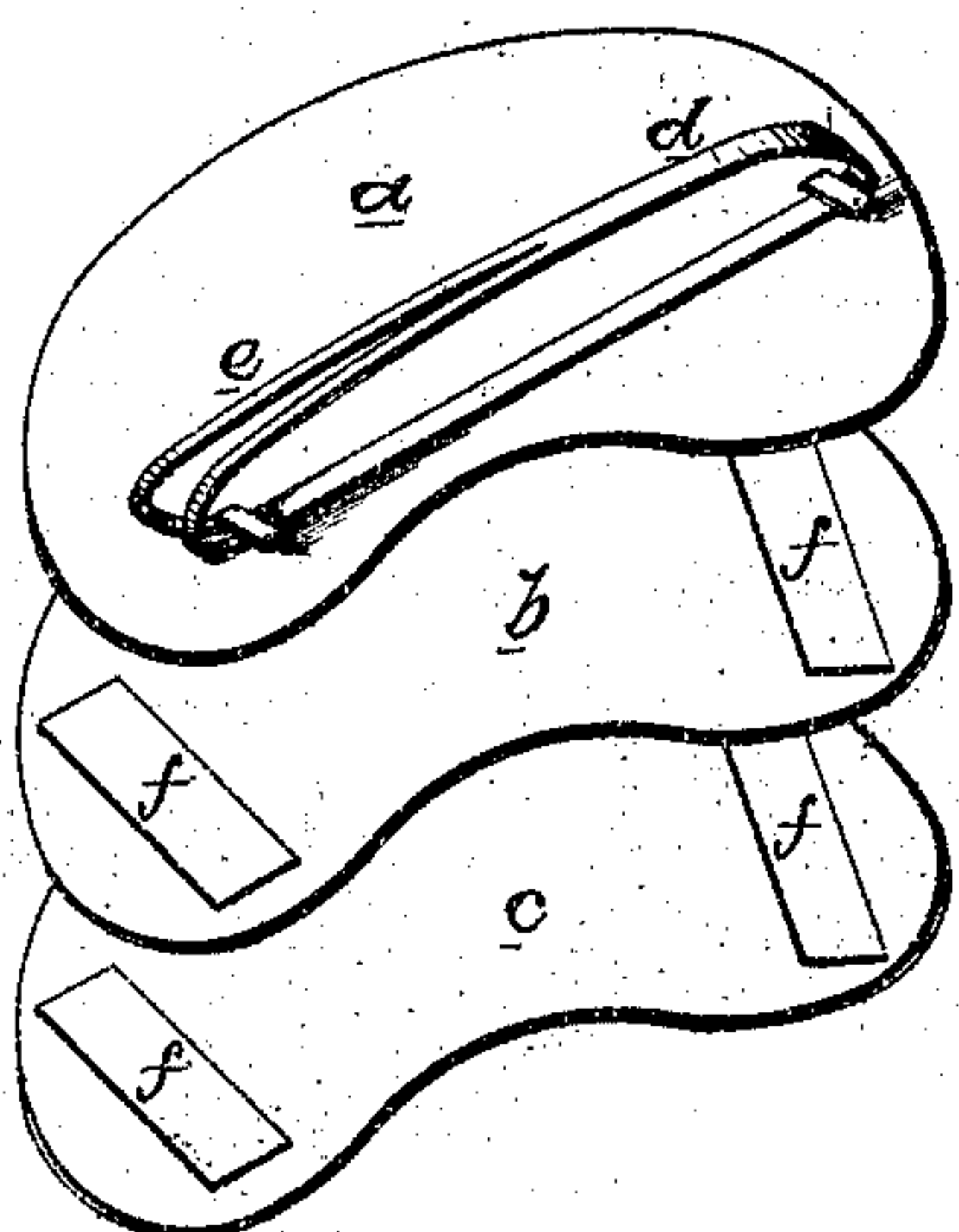
*Fig. 2*



*Fig. 1*



*Fig. 3.*



Witnesses  
Harry Smith  
Harry Howson

Thomas Chase  
by his Attorneys  
Howson and son



# UNITED STATES PATENT OFFICE.

THOMAS CHASE, OF PHILADELPHIA, PENNSYLVANIA, ASSIGNOR TO  
GEORGE E. CHASE, OF SAME PLACE.

## IMPROVEMENT IN BLOTTING-PAD AND HAND-REST.

Specification forming part of Letters Patent No. 182,414, dated September 19, 1876; application filed  
July 24, 1876.

*To all whom it may concern:*

Be it known that I, THOMAS CHASE, of Philadelphia, Pennsylvania, have invented an Improved Blotting-Pad and Hand-Rest, of which the following is a specification:

The object of my invention is to construct a cheap, convenient, and readily-renewable blotting-pad and hand-rest for book-keepers, hotel-clerks, accountants, and others; and this object I attain in the manner which I will now proceed to describe, reference being had to the accompanying drawing, in which—

Figure 1 is a view showing the manner of attaching the blotter and hand-rest to the hand; Fig. 2, a view of the palm of the hand with the blotter in position; and Fig. 3, a view of the different sheets composing the blotter, separated from each other.

A is the blotting-pad, which is composed, in the present instance, of three sheets, *a*, *b*, and *c*, of ordinary blotting-paper, the sheets being preferably cut to the shape shown, in order to fit easily to the ball of the hand. To the sheet A is secured an elastic band, *d*, which is split at *e*, so as to form an opening into which is inserted the little finger of the hand to which the pad is applied, the solid portion of the band passing over the back of the hand, as shown in Fig. 1. When adjusted to this position the pad rests upon the ball of the hand and forms a rest for the same, preventing the soiling of the page by perspiration, while the pad does not interfere with the free movements of the hand necessary for writing.

The manner in which I prefer to construct the pad is shown in Fig. 3, on reference to which it will be seen that the sheets *b* and *c* are each furnished with a strip, *f*, of paper, which is coated with mucilage or other adhe-

sive material, so that, by merely moistening the upper surfaces of these strips, as many of the sheets as may be desired may be secured together to form the pad, while the sheet on the face of the pad can, when it becomes saturated with ink, be removed and a new one attached.

It will be apparent that a blotter attached to the writing-hand in the manner above described will effect a great saving of labor to accountants, book-keepers, and others, and it dispenses with the handling of the separate blotter ordinarily used.

The blotting-sheets, with their adhesive strips, may be made and sold in any quantity, so that the renewal of a pad may be easily accomplished by the user himself without removing it from the hand.

I am aware of the patent of A. B. Kellogg of December 20, 1870; but the blotter and the mode of attachment shown in this patent are so bulky and inconvenient that it is impossible to use it upon the writing-hand.

I claim as my invention—

1. The combination of the pad A with the elastic strap *d*, having a split portion, *e*, the whole being adapted for use upon the writing-hand, as set forth.

2. As new articles of manufacture and sale, blotting-sheets *a b c*, &c., provided with adhesive strips *f*, as set forth.

In testimony whereof I have signed my name to this specification in the presence of two subscribing witnesses.

THOMAS CHASE.

Witnesses:

HENRY HOWSON, Jr.,  
HARRY SMITH.