

G. C. PAINE.  
FOLDING-CHAIR.

No. 182,326.

Patented Sept. 19, 1876.

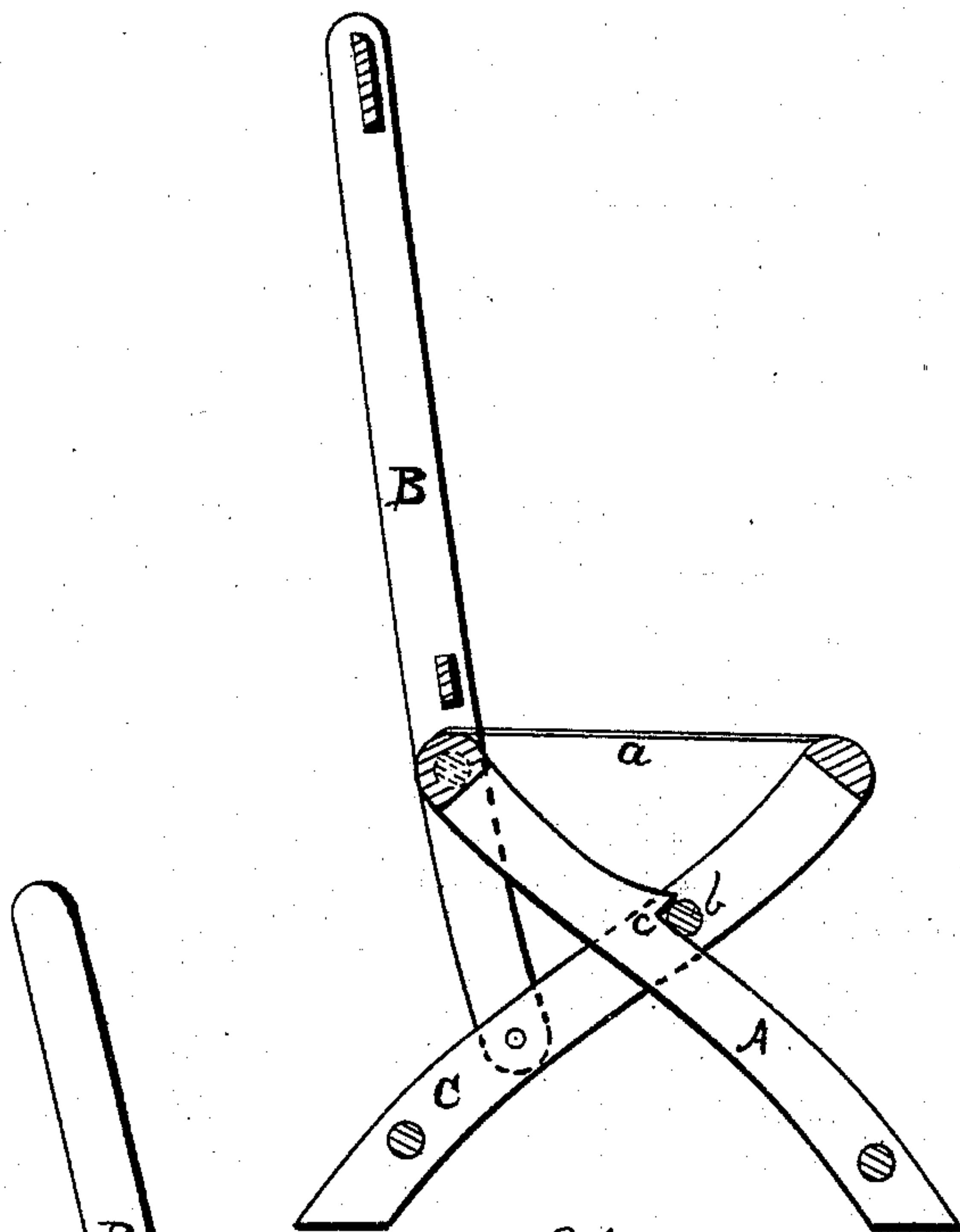


Fig. 1

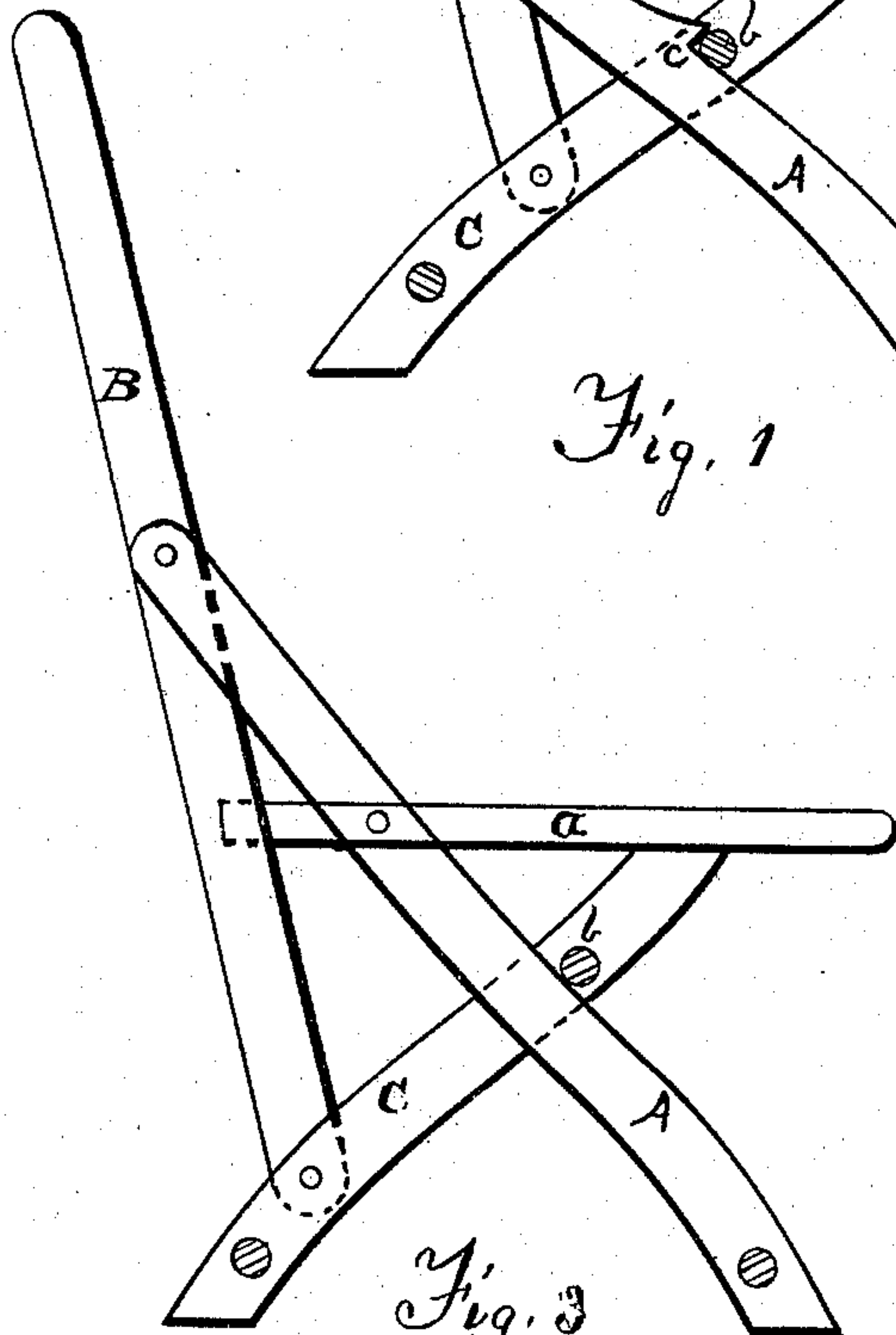


Fig. 3

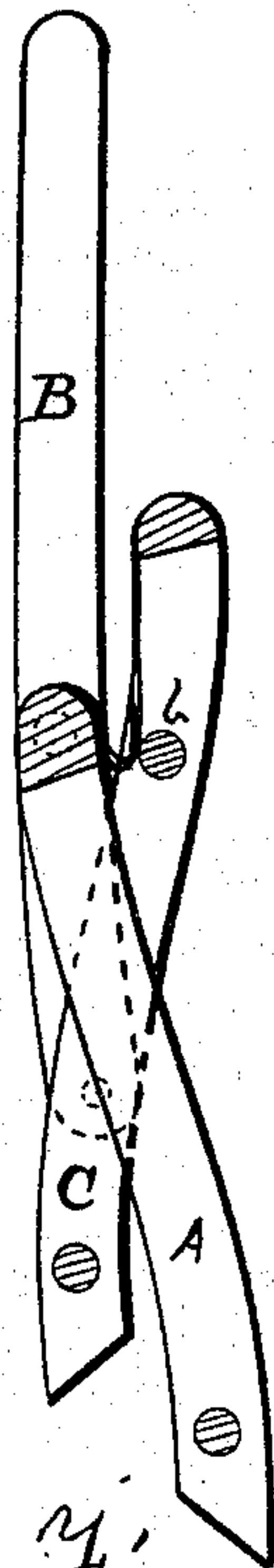


Fig. 2

ATTEST.

*E. H. Mahoney*  
*F. A. Hill*

INVENTOR.

*G. C. Paine*

# UNITED STATES PATENT OFFICE.

GEORGE C. PAINE, OF BOSTON, MASSACHUSETTS, ASSIGNOR OF ONE-HALF OF HIS RIGHT TO EUGENE H. MAHONEY, OF SAME PLACE.

## IMPROVEMENT IN FOLDING CHAIRS.

Specification forming part of Letters Patent No. 182,326, dated September 19, 1876; application filed June 14, 1876.

*To all whom it may concern:*

Be it known that I, GEORGE C. PAINE, of Boston, county of Suffolk and State of Massachusetts, have invented certain Improvements in Folding Chairs, of which the following is the specification:

In the drawings accompanying this specification, Figure 1 represents a vertical section or side view of the chair as set up for use. Fig. 2 represents it folded. Fig. 3 represents a modification.

The front and rear leg-frames of this chair are constructed substantially in the manner usual to the ordinary cross-legged folding chair, of which class this chair is one. The upper or rear part of the front leg-frame A is pivoted to the back frame B, at which point also is secured the rear part of the seat *a*. The side posts of the back frame B extend below the seat *a*, and at their lower ends are pivoted to the lower part of the rear leg-frame C. The stretcher *b* in the leg-frame C is placed at a point where it will rest against the leg-frame A when the chair is set up for use, which, in connection with the seat *a*, prevents the chair from collapsing, the front part of the seat *a* being secured to the upper or front end of the rear legs C, while the back or rear part is secured to the upper part of the front leg-frame at its junction with the back B. At *c*, Fig. 1, is seen a slight projection from the front leg-frame A, against and below which the stretcher *b* rests, in consequence of which the upper ends of leg-frames C and A are prevented from coming together from the sagging of the seat (if a flexible one) when the chair is occupied by a person. With a rigid seat, which may be used, this projection is not necessary, and it is not absolutely essential with a flexible seat. The projection

*c* may be placed at the front of the leg-frames, as shown in the drawing, or it may be placed upon the side of it with the same results.

In Fig. 3 is seen a modification of this invention, which change consists simply of pivoting the back B and the front leg-frame A at a point above the seat *a*, which is here represented as a rigid one, but which may, however, be a flexible one.

The chair being constructed as shown, by taking hold of the upper part of the rear leg-frame, or, in other words, the front edge of the seat, and raising it toward the back, the chair is brought to a folded position, as shown in Fig. 2.

I do not confine myself to any particular shape of the various pieces composing this chair, as they may be curved or straight, according to the tastes or judgment of the manufacturer.

I am aware that chairs have been made having the backs pivoted to the rear legs below the seat, with the front legs continued up and pivoted to the back above the seat, and having a stop or retainer attached to the front legs, against which the rear legs rest when unfolded; hence I do not claim, specifically, these features as embodying my invention; but

I claim—

The front and rear leg-frames A and C, in combination with the back B and stretcher *b*, and with or without the projection *c*, and all constructed and operating in the manner and for the purpose as shown and described.

GEO. C. PAINE.

Witnesses:

D. S. ZUMHAM,  
R. H. WILLIAMS.