

E. D. & O. B. REYNOLDS.

TAGS.

No. 182,227.

Patented Sept. 12, 1876.

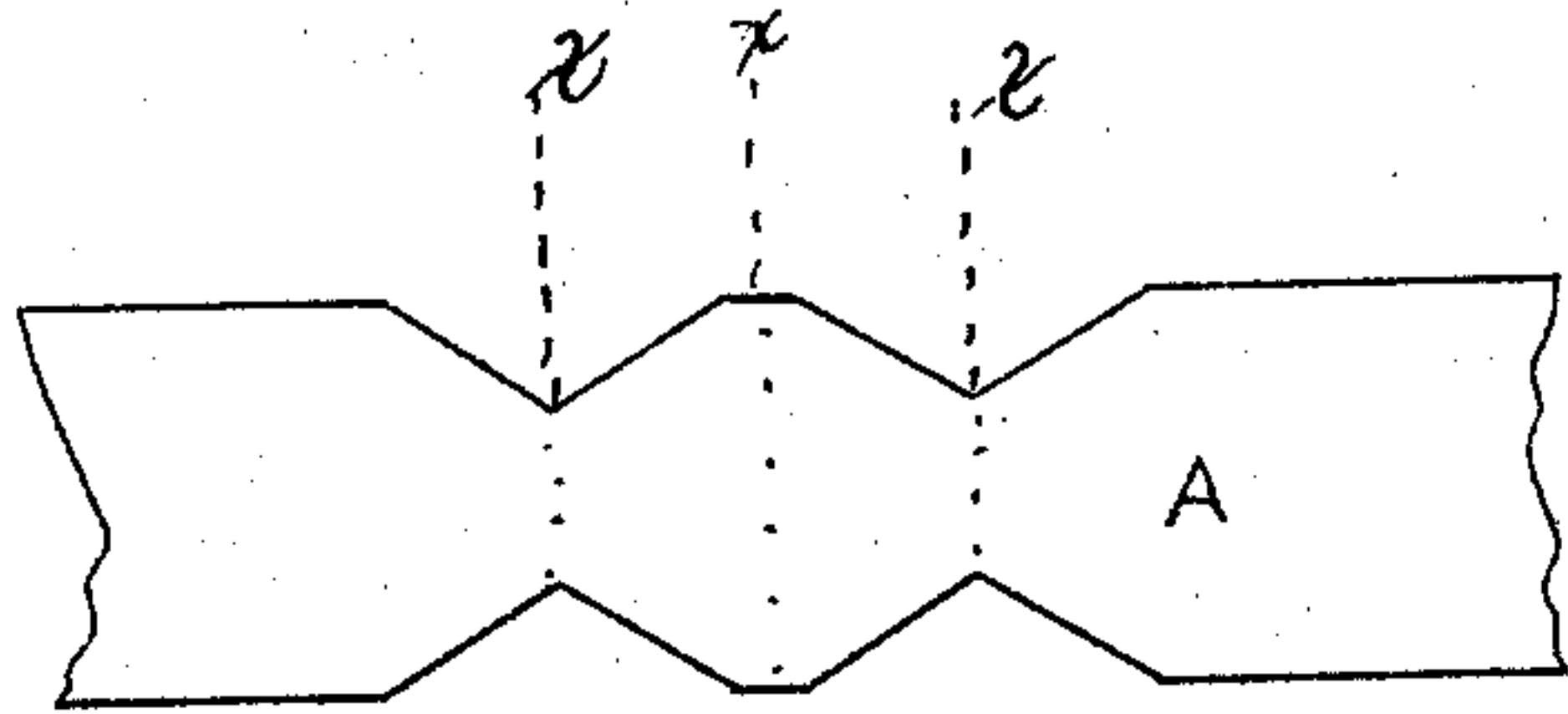


Fig. 1.

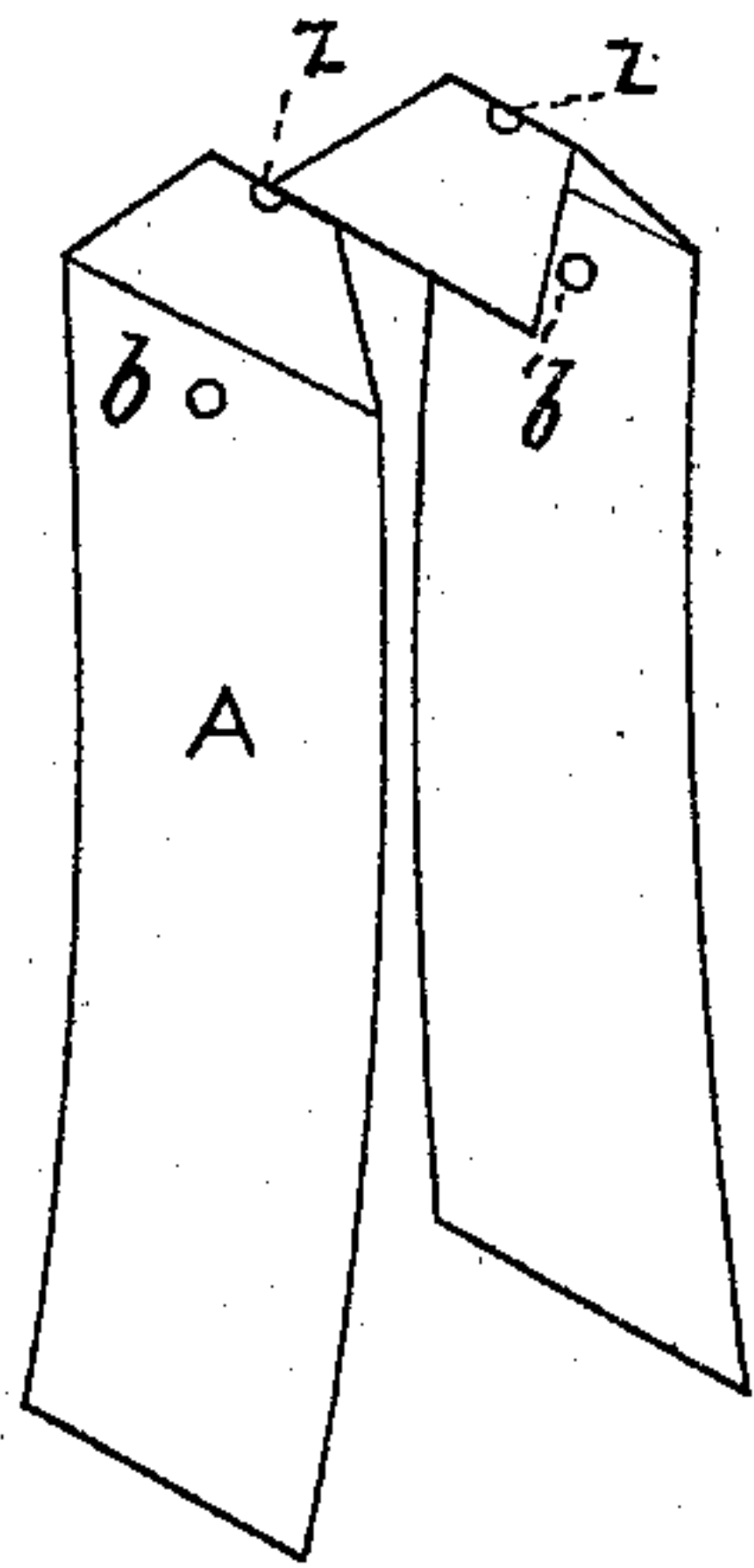


Fig. 2.

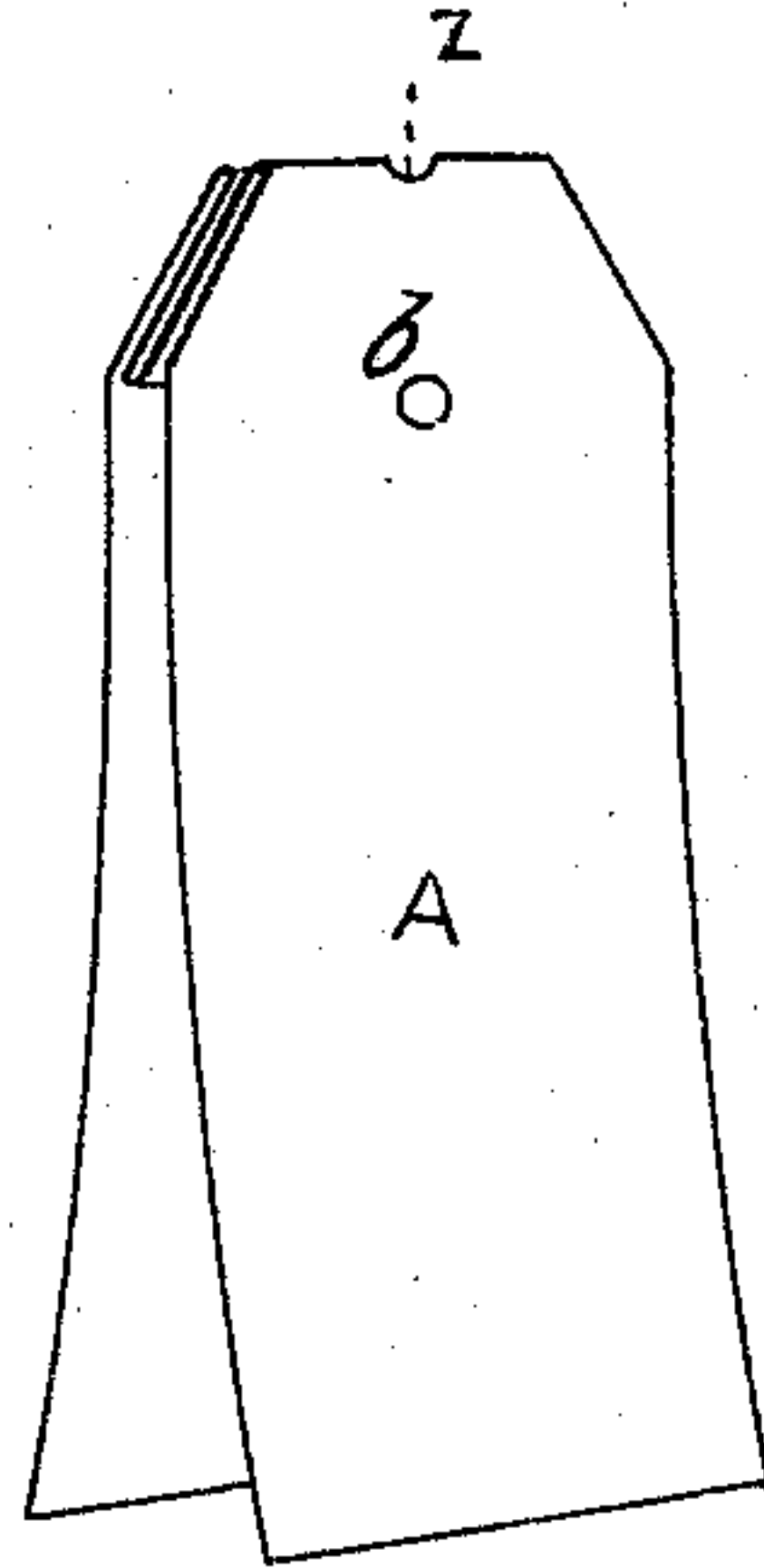


Fig. 3.

*Witnesses:*  
*Samuel C. Oliver,*  
*H. E. Metcalf,*

*Inventors:*  
*Edward D. Reynolds,*  
*Oliver B. Reynolds,*  
*J. W. C. Shaw,*  
*Atty.*

E. D. & O. B. REYNOLDS.

TAGS.

No. 182,227.

Patented Sept. 12, 1876.

Fig. 4.

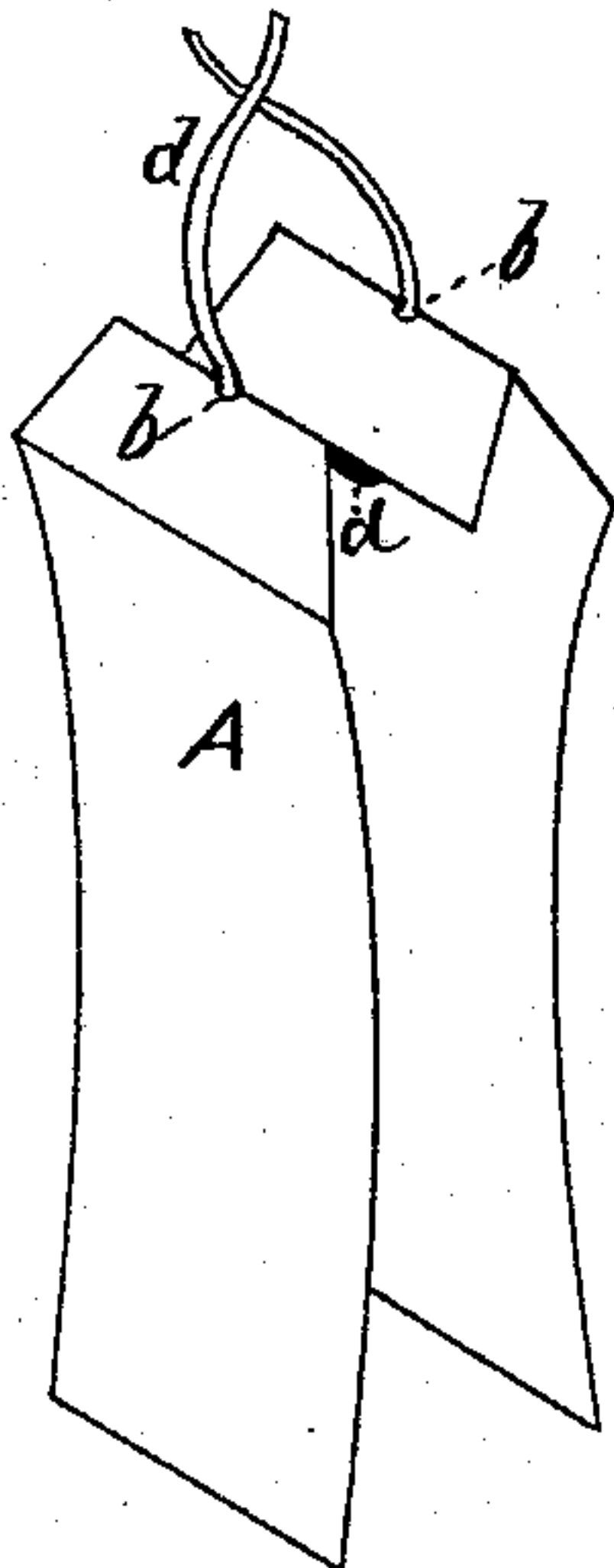


Fig. 5.

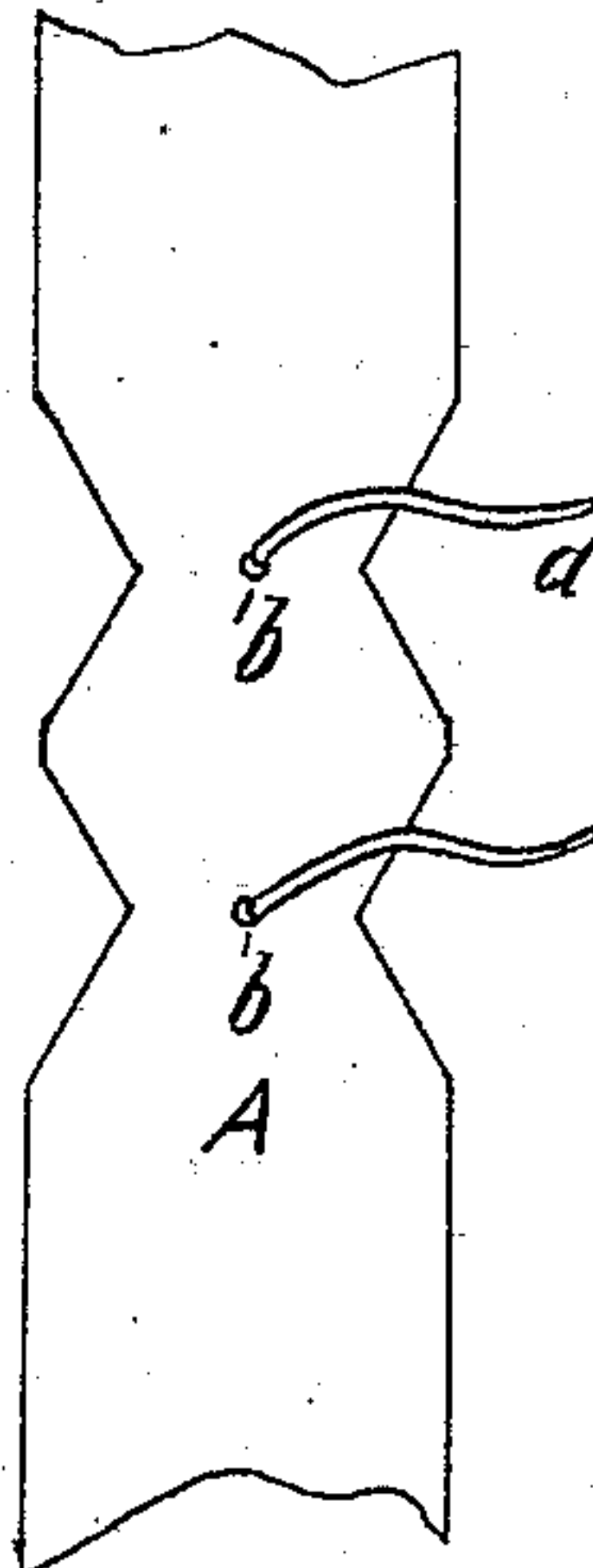
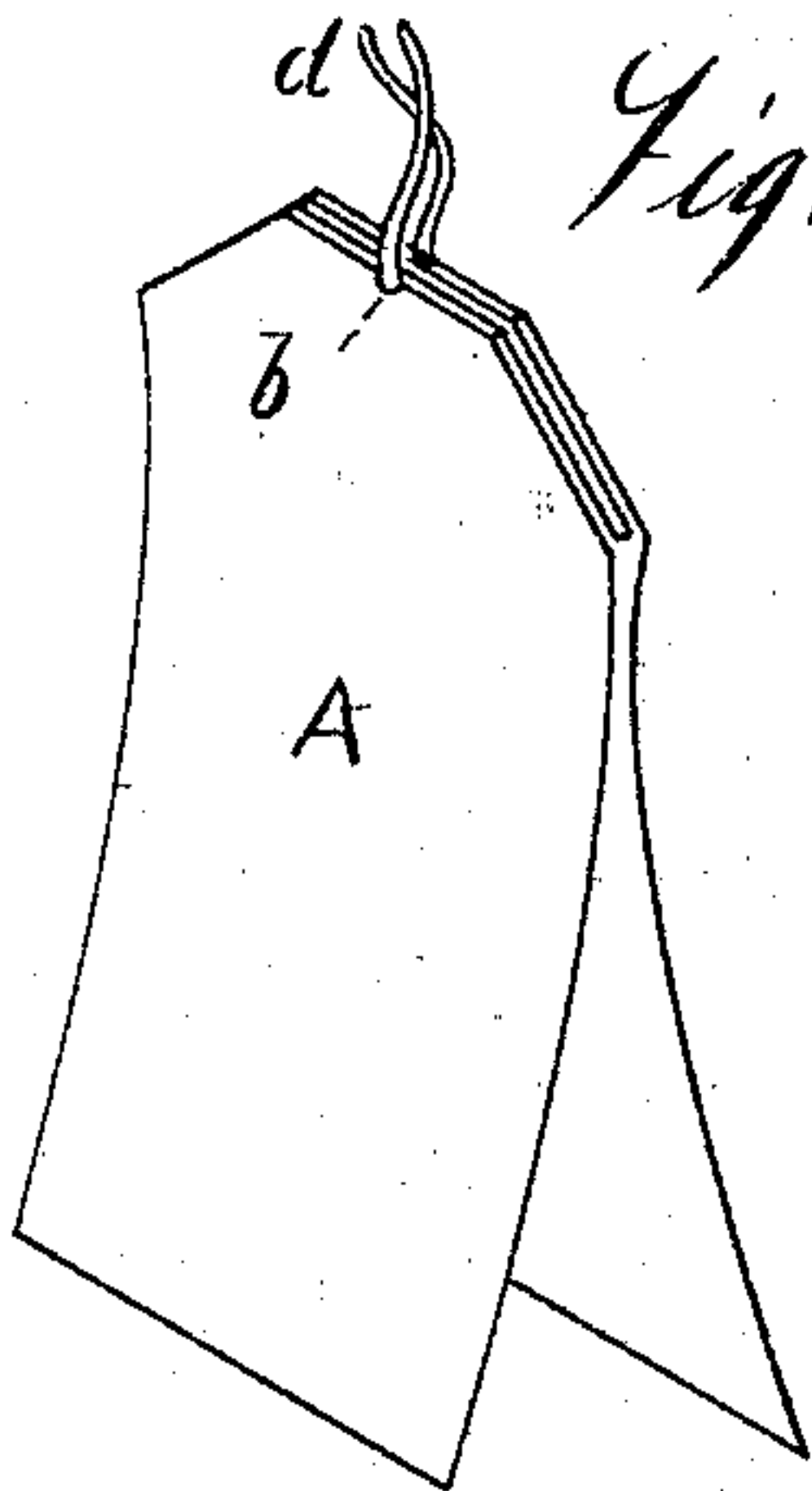


Fig. 6.



Witnesses:  
Samuel C. Oliver  
H. E. Motcalf,

Inventors:  
Edward G. Reynolds,  
Oliver B. Reynolds,  
Per C. A. Shaw  
Atty.



# UNITED STATES PATENT OFFICE.

EDMUND D. REYNOLDS AND OLIVER B. REYNOLDS, OF BROCKTON, ASSIGN-  
ORS TO GEORGE L. SOULE, OF MIDDLEBOROUGH, MASSACHUSETTS.

## IMPROVEMENT IN TAGS.

Specification forming part of Letters Patent No. 182,227, dated September 12, 1876; application filed  
March 6, 1876.

*To all whom it may concern:*

Be it known that we, EDMUND D. REYNOLDS and OLIVER B. REYNOLDS, of Brockton, in the county of Plymouth, State of Massachusetts, have invented a certain new and useful Improvement on Tags, of which the following is a description sufficiently full, clear, and exact to enable any person skilled in the art or science to which our invention appertains to make and use the same, reference being had to the accompanying drawings, forming a part of this specification, in which—

Figure 1 is a sectional plan view, representing one form of cutting the blank; Fig. 2, an isometrical perspective view, showing a tag made from the blank represented in Fig. 1, and partially folded; Fig. 3, a view of the same folded and nicked; Figs. 4, 5, and 6, views showing the method of interiorly stringing the tag.

Like letters of reference indicate corresponding parts in the different figures of the drawing.

Our invention relates to that class of tags which are designed for labeling merchandise, express parcels, baggage, &c.; and consists in a tag provided with duplex leaves, either cut from one or two pieces, so that each leaf will provide a protection to any inscription upon the inside of the other, and also in a novel construction and arrangement of the parts, as hereinafter more fully set forth and claimed, by means of which an article is produced superior in many respects to tags of this character now in common use.

It is well known that many tags, as ordinarily constructed, are insufficiently re-enforced to hold the string, and, when strung in the usual manner, are liable to become detached and lost. There is, also, no provision for protecting writing or figures upon the face of the tag, and when these are made with a pencil, as is frequently done, they are liable to become effaced or illegible before serving the purpose intended.

Our invention is designed to obviate these difficulties and objections, and to that end we construct and string the tag in a manner which will be readily understood by the following description:

The drawings fully represent the invention, A being the body of the tag; *b b*, the eyelet or string holes; *z*, the string-nick; *d*, the string.

The blanks from which the ready-clipped tags are formed are cut as shown in Fig. 1, being folded laterally in the center, and also on the dotted lines *x x*, and may be punched for an eyelet or outside string, as shown in the partially-folded tag of this description at *b b*, Fig. 2, or for an exteriorly-arranged string, as represented in Fig. 5.

When the tag is to be strung, as shown in Figs. 4 and 5, the string-holes are punched on the lines *x x*, or in such a manner that the string will be protected by the body of the tag when finished, as shown in Fig. 6.

The re-enforce is formed by interfolding the body of the tag, as shown in Figs. 2, 3, 4, and 6.

It will be obvious that a tag made from a blank cut as shown in Figs. 1 and 5 will be ready-clipped at the corners nearest the eyelet or string, when folded laterally at the center, as shown in Figs. 2 and 3, although this feature may be omitted in the blank, and the tag clipped after folding, if desirable. It will also be obvious that when the tag is strung, as shown in Fig. 5, the body of the string will, in a great measure, be protected from wear and breakage in the finished tag, as seen in Fig. 6.

The leading distinguishing feature of our improved tag is its duplex character, the double body serving as a tablet in which the name, address, direction-marks, figures, instructions, &c., may be written, and perfectly protected from erasure.

The object of the nick *z* is to prevent the string *d* from becoming displaced when the tag is strung.

It should be understood that in the construction of the tag the folds forming the re-enforce for the string are to be secured by an eyelet or pasted or cemented together, the paste being applied to the blank before folding or after the folds are made, as preferred.

Having thus described our invention, what we claim as new, and desire to secure by Letters Patent, is—

1. As a new article of manufacture, a tag having duplex leaves arranged so that, when attached, an end of each leaf is unconfined, as set forth.

2. As a new article of manufacture, a tag having duplex leaves, consisting of the blank A, folded at *x x x* to form a re-enforce, the

whole being in one piece, substantially as described.

EDMUND D. REYNOLDS.  
OLIVER B. BEYNOLDS.

Witnesses:

W. W. WILKINS,  
HERBERT E. FULLER.