

A. HERZOG.
TOY CAMERAS.

No. 182,117.

Patented Sept. 12, 1876.

Fig: 1.

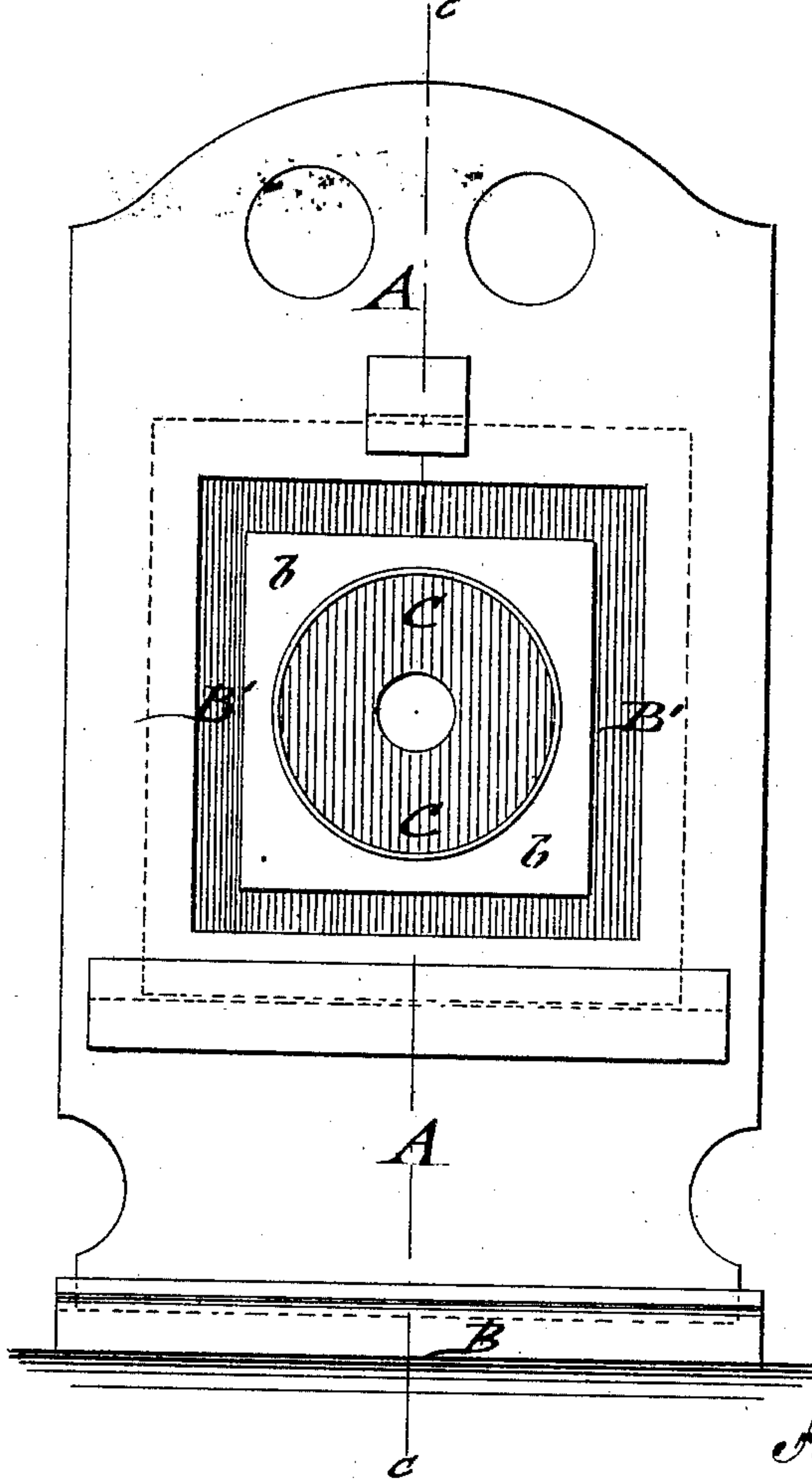


Fig: 2.

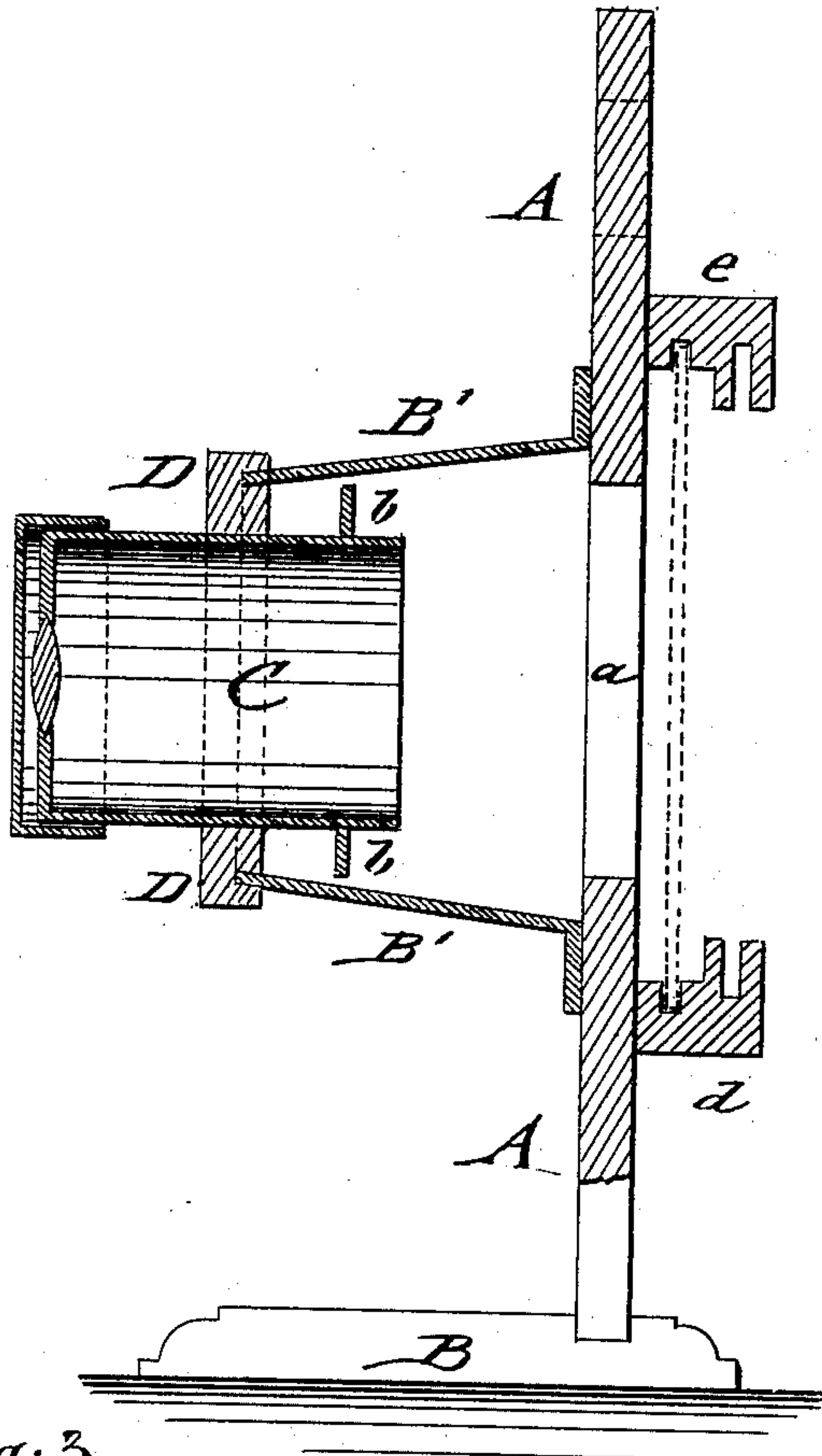


Fig: 3.

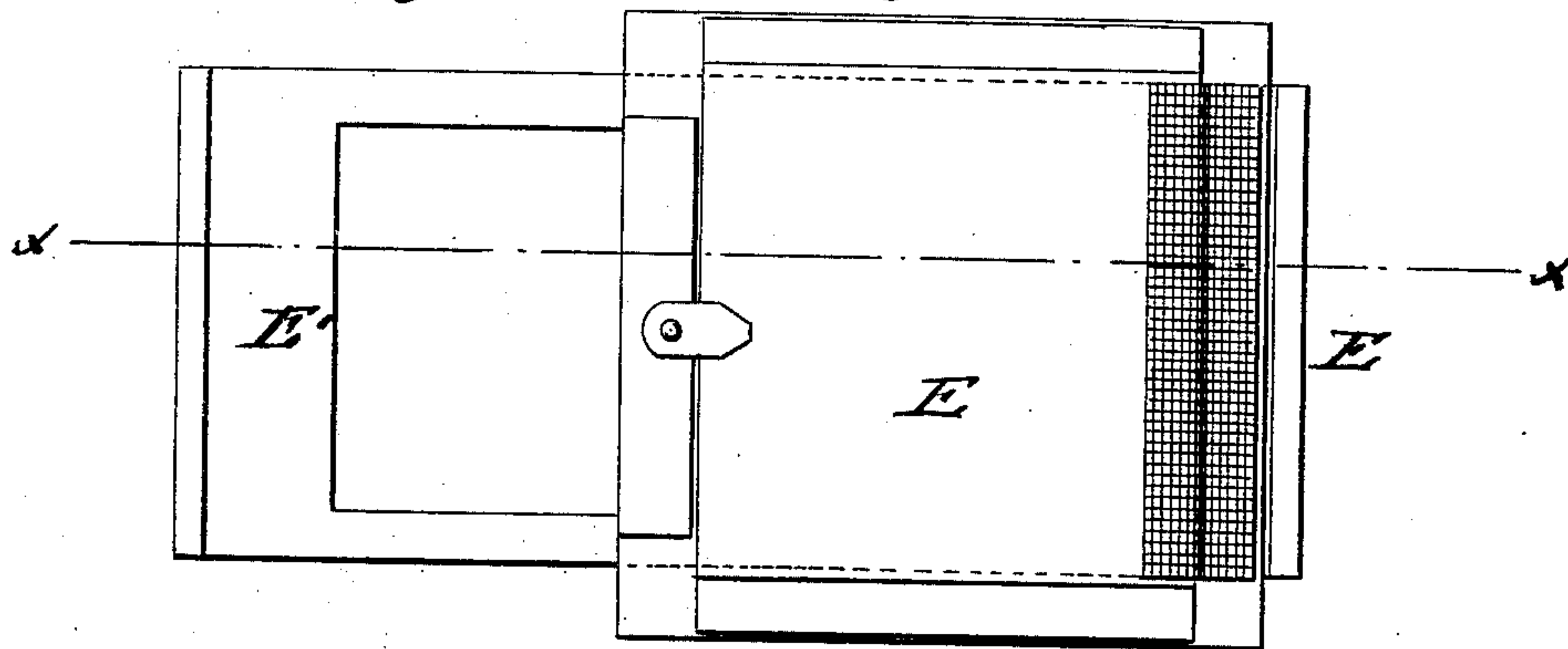


Fig: 4.

WITNESSES:

*Chas. Nico
John Goethals*

INVENTOR:

A. Herzog

BY

Mumford
ATTORNEYS.

UNITED STATES PATENT OFFICE.

AUGUST HERZOG, OF NEW YORK, N. Y.

IMPROVEMENT IN TOY CAMERAS.

Specification forming part of Letters Patent No. **182,117**, dated September 12, 1876; application filed February 14, 1876.

To all whom it may concern:

Be it known that I, AUGUST HERZOG, of the city, county, and State of New York, have invented a new and Improved Toy Photographic Apparatus, of which the following is a specification:

In the accompanying drawing, Figure 1 represents a rear elevation; Fig. 2, a vertical transverse section on the line *c c*, Fig. 1, of my improved toy photographic apparatus; and Figs. 3 and 4 are, respectively, a front elevation and horizontal section on line *x x*, Fig. 3, of my plate-holder.

Similar letters of reference indicate corresponding parts.

My invention relates to an improved toy photographic apparatus, of simple and cheap construction, designed for the instruction and amusement of children and grown people; and the invention consists of an upright frame or stand, to which the camera, with sliding lens-tube, is applied in stationary manner; and also provided with supports for the ground-glass and plate holder.

In the drawing, A represents an upright frame or stand, which is securely applied to a horizontal base part, B, that may be placed on a light table, tripod, staff, or any other suitable means of support as found most convenient. The upright frame A is provided with an aperture, *a*, in front of which the conically or pyramidally tapering camera B' is rigidly affixed. The lens-holding tube C, closed by a front cap, slides in a perforation of the front frame D of the camera, and has at its inner end a flange, *b*, that extends around the lens-tube, and prevents the passage of any rays of light that may enter between lens-tube and face-plate D of the cam-

era. The injurious action of such rays on the sensitized plate is thereby neutralized, and a more perfect camera obtained. The plate-holder E slides in a grooved guide-strip, *d*, below the aperture *a* of the stand, and is retained by a correspondingly grooved or recessed top-holder, *e*, being inserted in front of the ground glass that slides in separate grooves of the supports *d* and *e*. The plate-holder E is provided with a hinged door, through which the sensitized plate is inserted, and a lateral slide, E', of about twice the length of the plate-holder, the slide being recessed at one end, to be drawn to one side and expose the sensitized plate to the action of the light when the cap is taken off the lens.

The operation of the apparatus is analogous to that of a large-sized apparatus; and it combines, in very neat and compact manner, the different parts to make up a complete photographic apparatus, which forms an elegant and entertaining toy for children, and may also be conveniently applied for many practical purposes.

Having thus described my invention, I claim as new and desire to secure by Letters Patent—

A toy photographic apparatus, having the base B, grooved strips *d e*, and front aperture *a*, the camera-tube B', the lens-holding tube C, closed by front cap, having face-plate D and flange *b*, and the plate-holder E, having plate E' and hinged door, all substantially as shown and described.

AUGUST HERZOG.

Witnesses:

PAUL GOEPEL,
C. SACKMANN.