

W. H. GONNE.
KNOB-ATTACHMENT.

No. 182,111.

Patented Sept. 12, 1876.

Fig: 1.

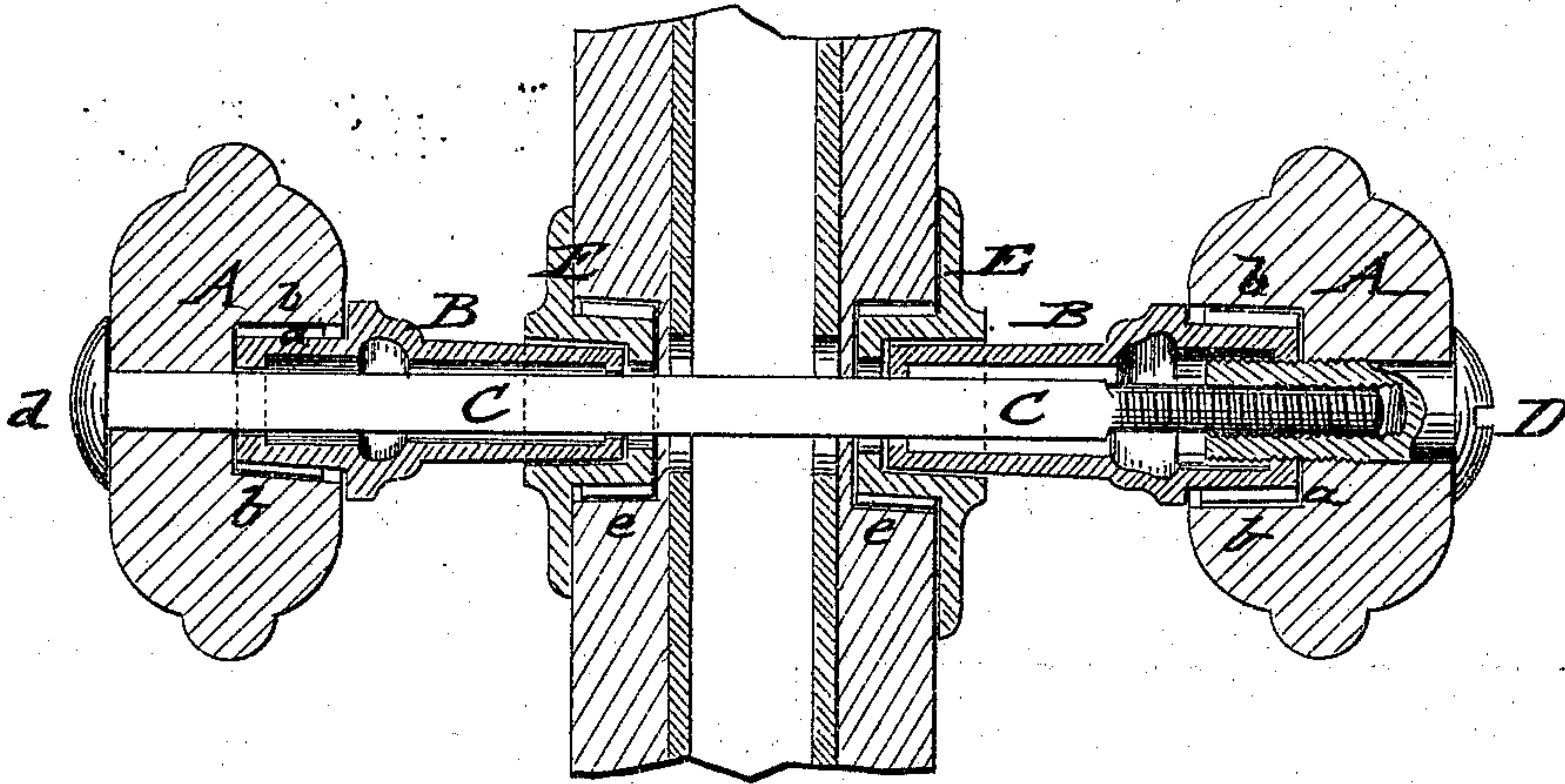


Fig: 2.

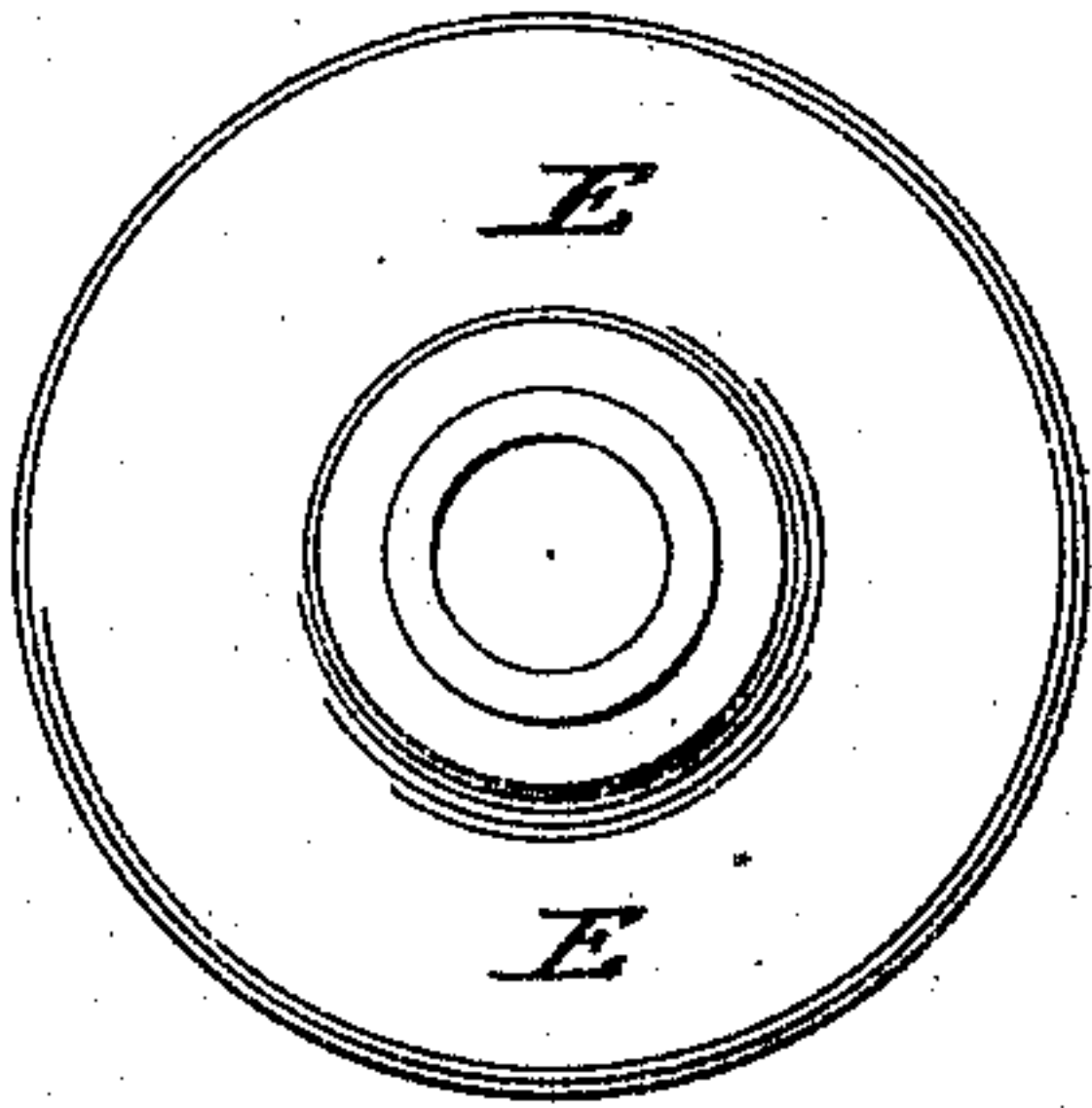


Fig: 3.

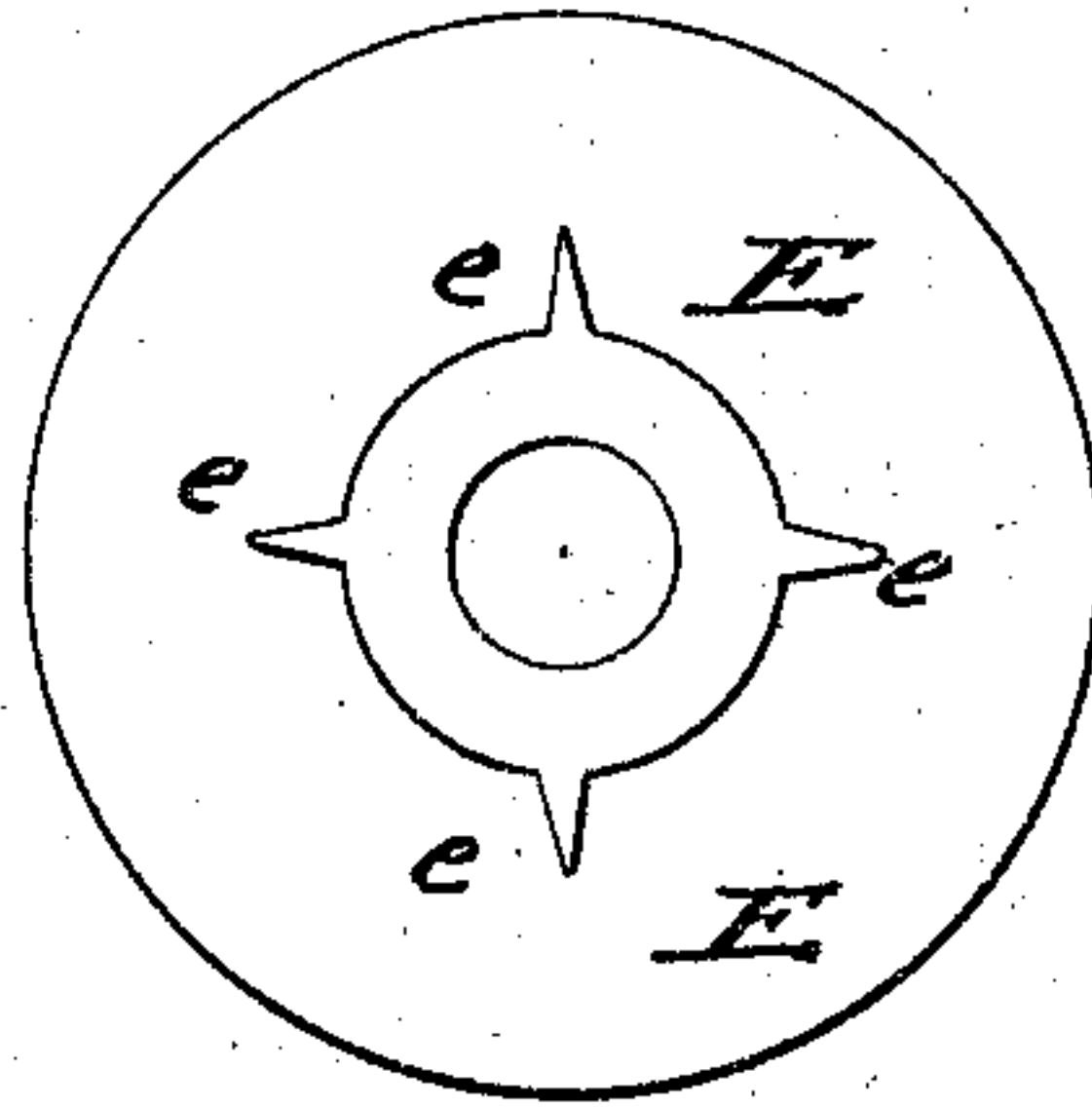
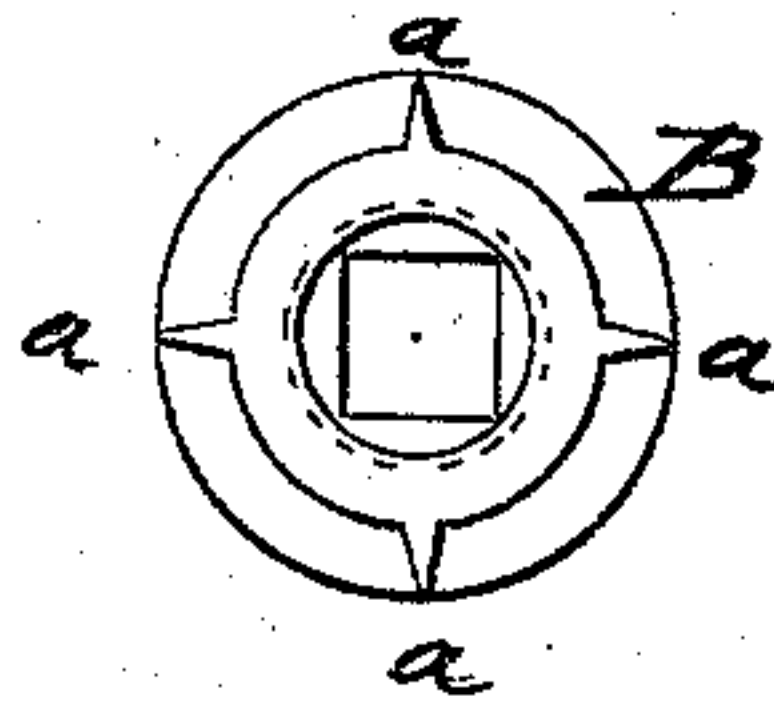


Fig: 4.



WITNESSES:

Chas. Nide
John Goethals

INVENTOR:

W. H. Gonne
BY *mmf*

ATTORNEYS.

UNITED STATES PATENT OFFICE.

WILLIAM H. GONNE, OF CHATHAM, ONTARIO, CANADA.

IMPROVEMENT IN KNOB ATTACHMENTS.

Specification forming part of Letters Patent No. **182,111**, dated September 12, 1876; application filed April 25, 1876.

To all whom it may concern:

Be it known that I, WILLIAM H. GONNE, of Chatham, county of Kent, Province of Ontario, Canada, have invented a new and Improved Door-Knob, of which the following is a specification:

In the accompanying drawing, Figure 1 represents a vertical longitudinal section of my improved door-knob, as applied to a door. Figs. 2 and 3 are, respectively, front and rear views of the knob-rose; and Fig. 4, an end view of the shank, to show attachment to knob.

Similar letters of reference indicate corresponding parts.

My invention has reference to improved door-knobs, which are strongly and substantially applied to the doors, and capable of adjustment to different thicknesses of the same.

The invention consists of a spindle that connects the knobs and shanks, and binds the same tightly by a head at one end and screw-nut, turning into the shank, and onto the spindle at the opposite end. The roses are provided with spurred sockets to be attached securely to the door.

In the drawing, A represents door-knobs of any suitable shape or size; B, the metallic or other shanks that are made separate from the knobs, and seated by means of ribs or flanges *a* into grooved sockets *b* of the knobs, so that the same may not turn on the shanks. A spindle, C, with a head, *d*, at one end, passes through the knob and shank at one side of

the door, then through the door and lock to the other side, and finally through the shank and knob at the other side, where it is firmly secured by a screw-nut, D, that screws in between the shank and spindle and on the spindle end, binding thereby the parts firmly together.

The shanks B turn in socket recesses of the knob-roses E, which are driven into recesses of the door, and prevented from turning by means of outer projecting wings or ribs *e* on the sockets of the roses. The roses are thereby kept rigidly in place, and admit the turning of the shanks and spindles.

The spindle and screw-nut connection of the knobs admits the ready adjustment of the knobs to any thickness of door, and furnishes a substantial and durable knob attachment to doors.

Having thus fully described my invention, I claim as new and desire to secure by Letters Patent—

The combination, with the door-knob, of the spindle C, having head *d* at one end, and the adjustable nut D at the other end, screwing into the shank and onto the spindle, said shank resting in the socket of the rose, all as shown and described, whereby a single screw and nut both fasten and adjust the knob to any thickness of door.

WILLIAM H. GONNE.

Witnesses:

S. BARFEN,
C. KELLER.