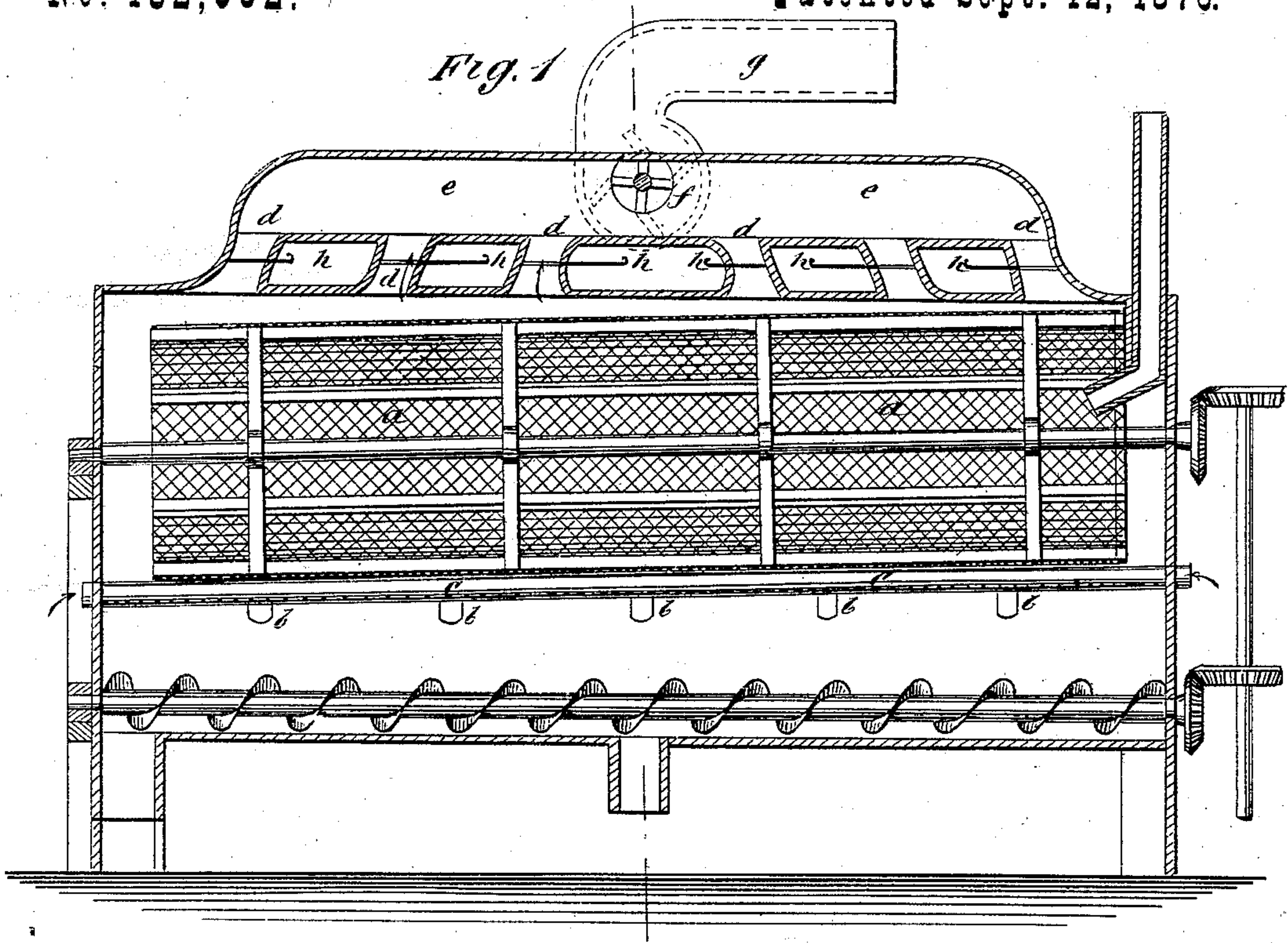


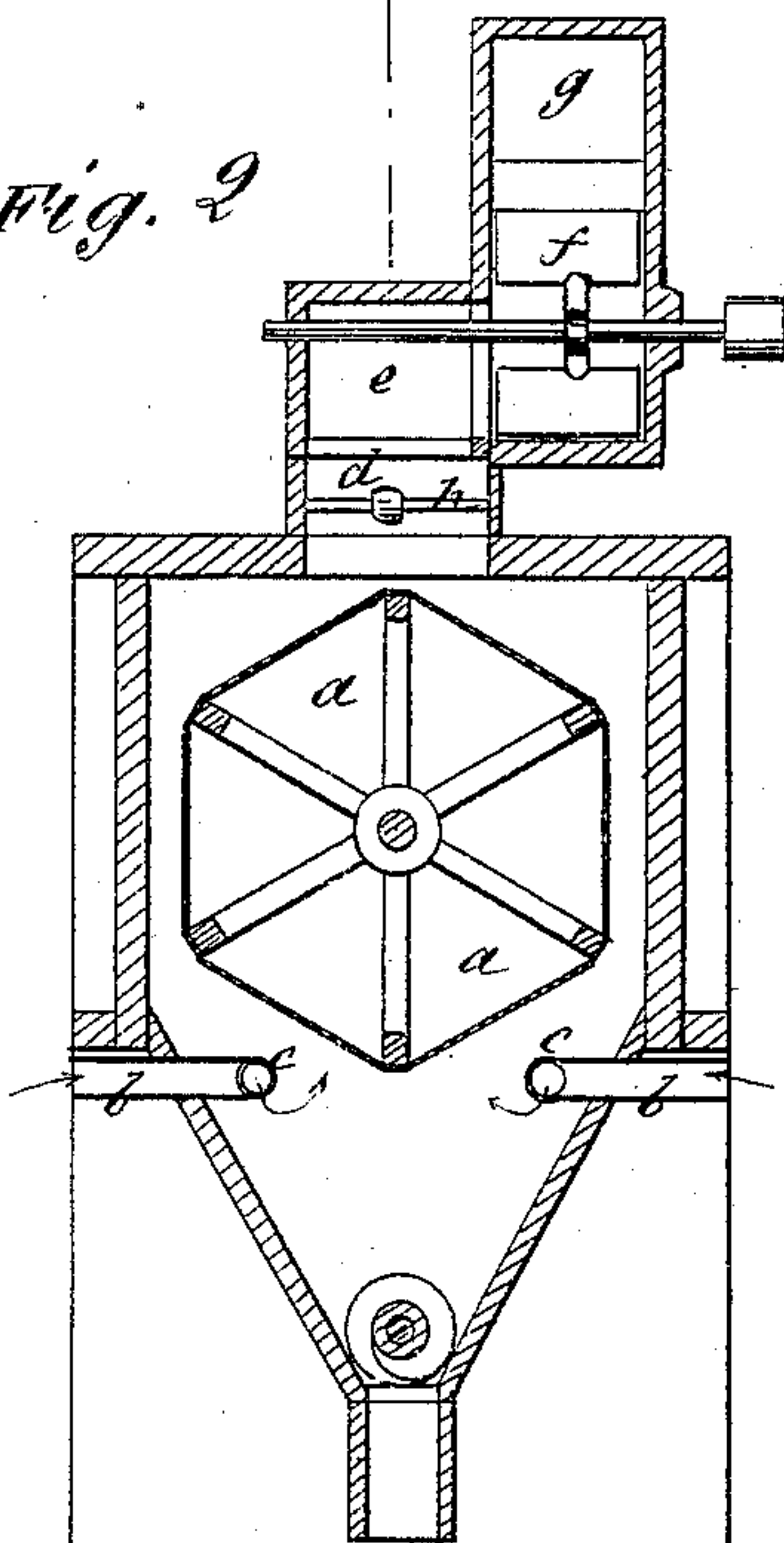
J. P. AGLER.  
FLOUR BOLTS.

No. 182,092.

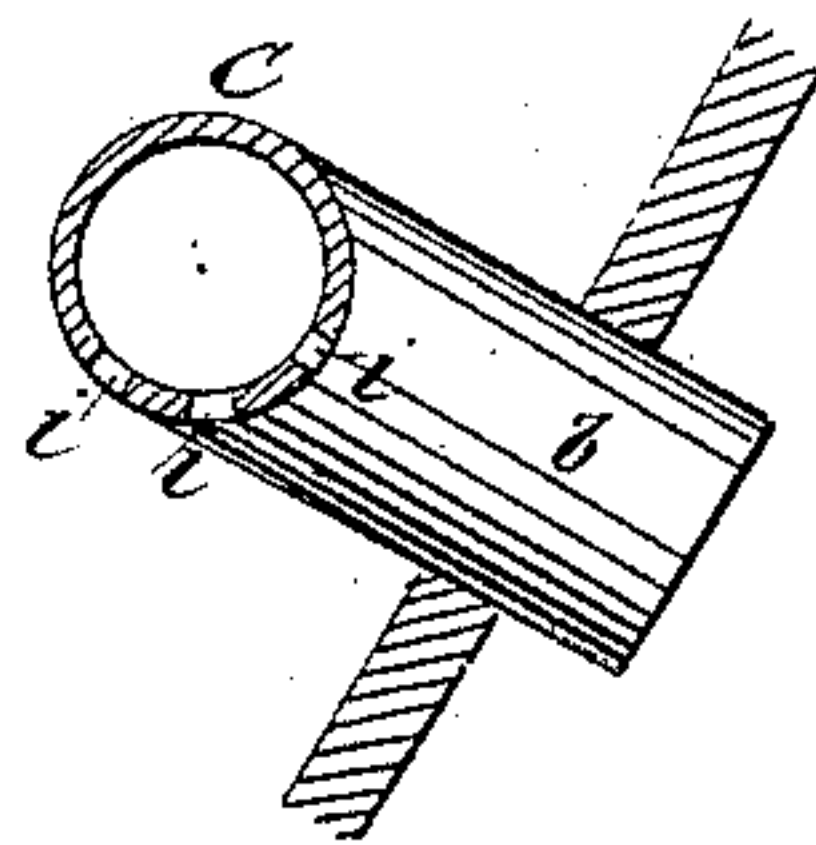
Patented Sept. 12, 1876.



*Fig. 2*



*Fig. 3*



WITNESSES:

*C. Neveux*  
*John Goethals*

INVENTOR:

*J. P. Agler*  
BY *Hunt*

ATTORNEYS.

# UNITED STATES PATENT OFFICE.

JOHN P. AGLER, OF AVOCA, IOWA.

## IMPROVEMENT IN FLOUR-BOLTS.

Specification forming part of Letters Patent No. 182,092, dated September 12, 1876; application filed May 27, 1876.

*To all whom it may concern:*

Be it known that I, JOHN P. AGLER, of Avoca, in the county of Pottawattamie and State of Iowa, have invented a new and Improved Flour-Purifier, of which the following is a specification:

My invention consists of the application of draft, suction, or blast of air to a flour bolt or reel, or chest of bolts or reels, for the purpose of purifying the flour at the same time that it is separated from the bran and middlings, by removing the "stine," fuzz, and fine clammy dust, thereby improving the color and quantity of the flour.

Figure 1 is a transverse section of a bolt and chest, with purifying apparatus, applied according to my invention. Fig. 2 is a longitudinal sectional elevation. Fig. 3 is a detail of the pipe used for admitting and distributing the air.

Similar letters of reference indicate corresponding parts.

*a* represents the bolt; *b*, short inlet-pipes for air, connecting with long perforated distributing-pipes, for admitting the air alike all

along below the bolt; *d*, exhaust-passages for the air; *e*, air-chamber; *f*, fans for sucking the air through the bolt-chest; *g*, spout to dust-room; *h*, slides to regulate the draft, and *i* perforations in the distributing-pipe *c*.

I am aware that air-blasts have been applied to middlings-purifiers, but my invention is the application to flour-bolts of air-blasts or suction acting upon the flour at the same time that it is in process of separation by the bolt.

Having thus described my invention, I claim as new and desire to secure by Letters Patent—

1. The combination of bolt *a*, pipes *b c*, the suction-trunk *e*, passages *d*, having adjustable valves, and suction-fan *f*, substantially as and for the purpose specified.

2. The inlet-pipes *b*, distributing-pipes *c*, passages *d*, slides *h*, chest *e*, fan *f*, and dust-spout *g*, combined with the flour-bolt, substantially as specified.

JOHN P. AGLER.

Witnesses:

P. B. HUNT,  
L. B. WORTH.