

A. L. BLUNT.  
CAR-COUPLING.

No. 182,055.

Patented Sept. 12, 1876.

Fig. 1.

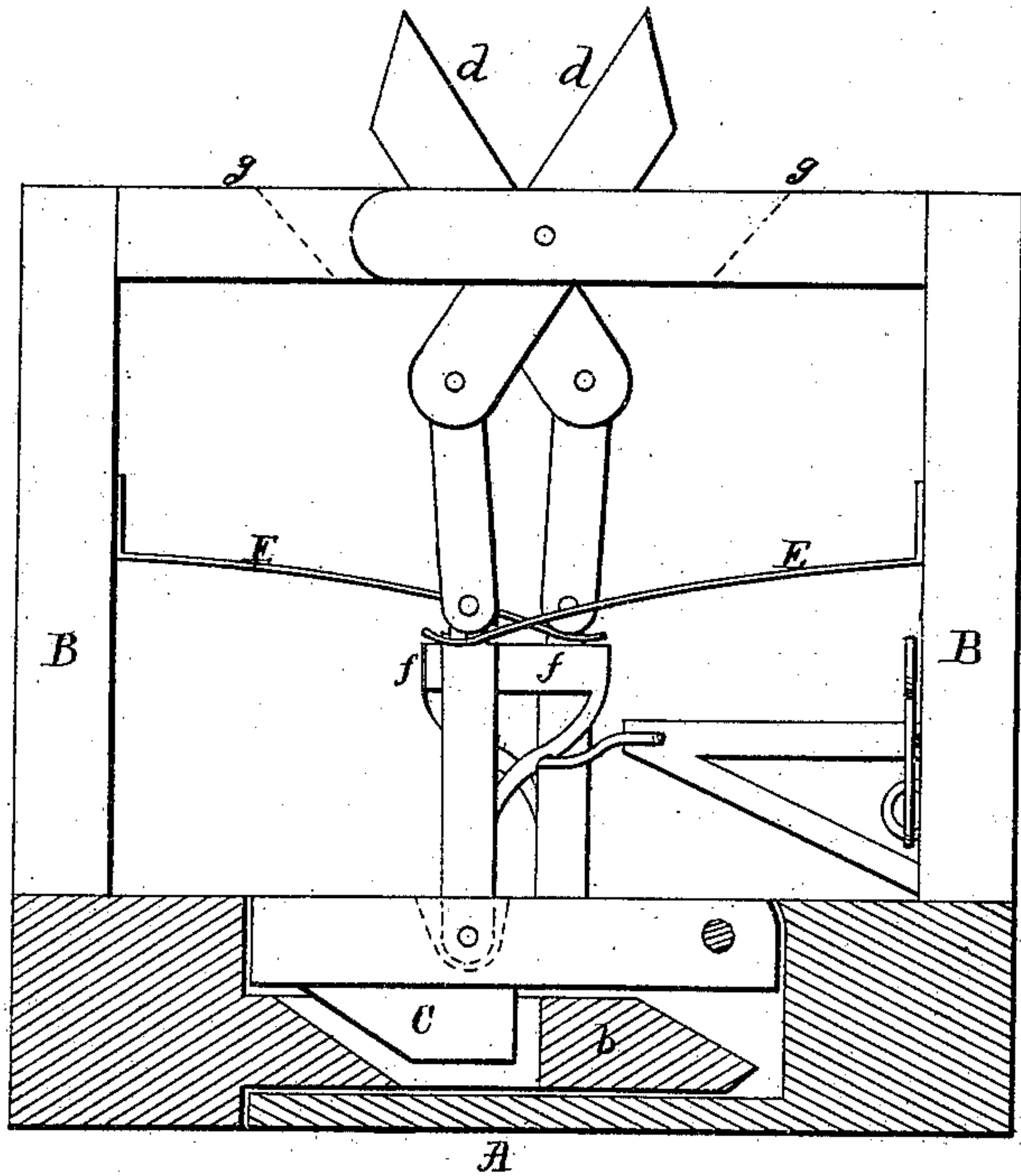


Fig. 2.

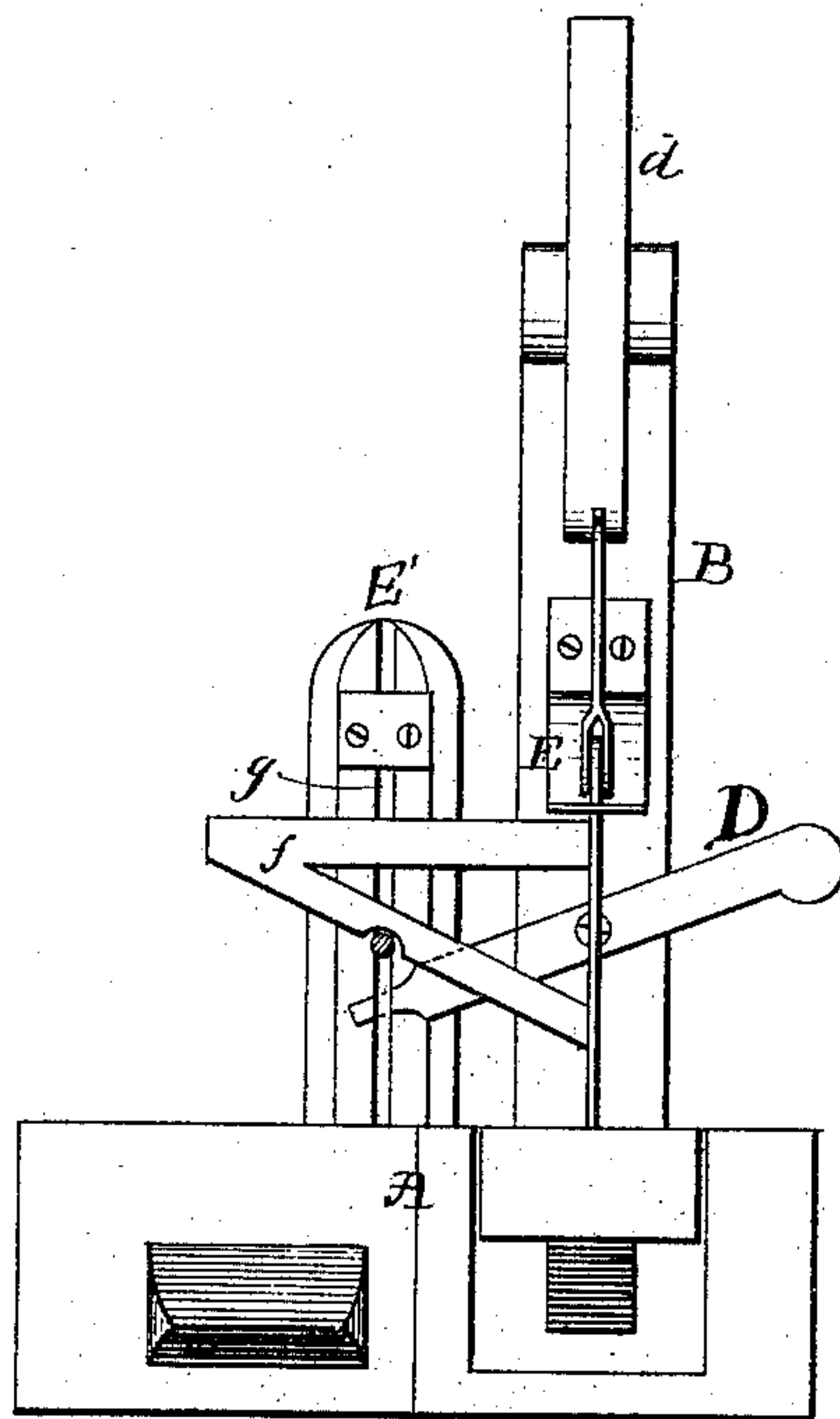
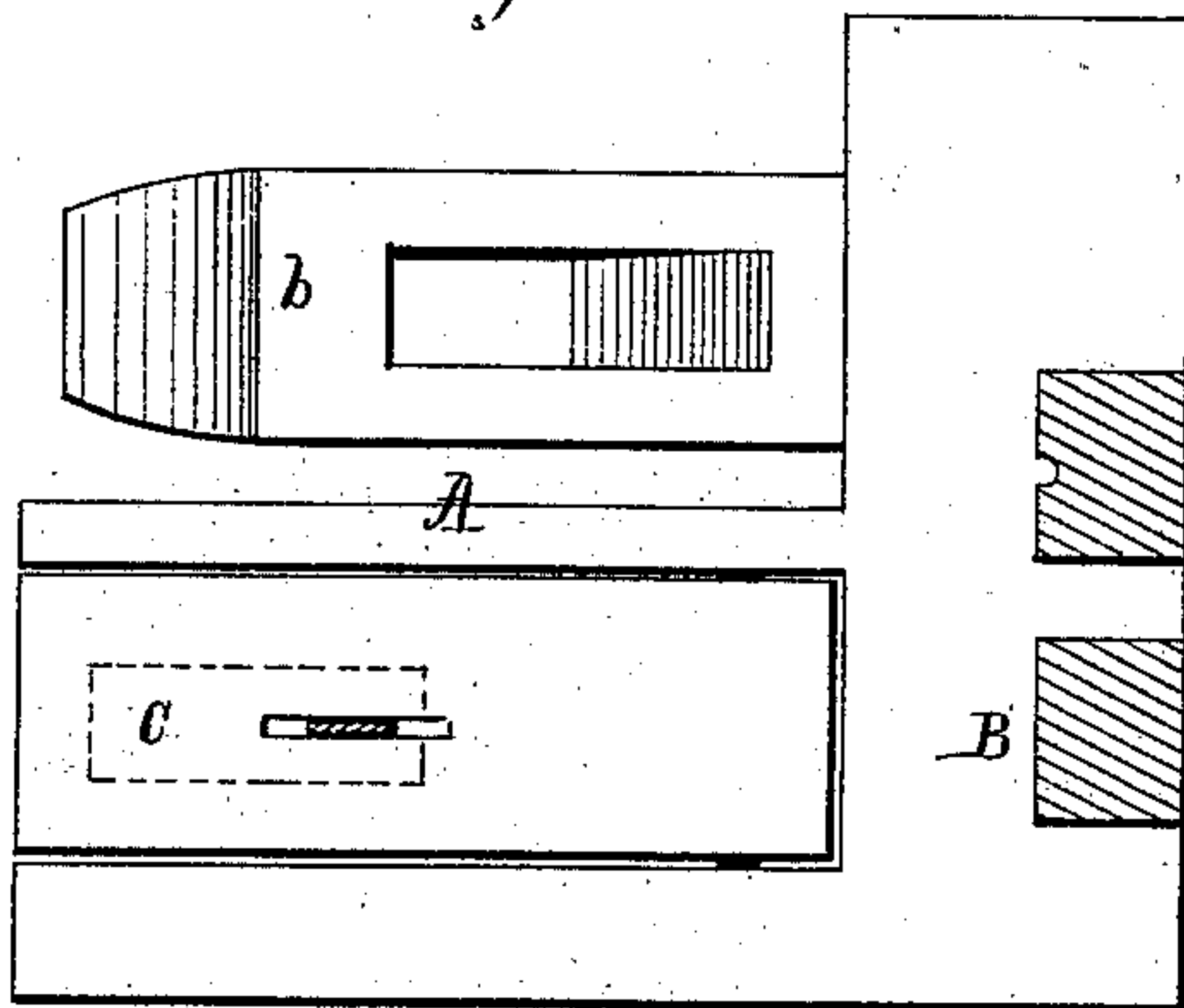


Fig. 3.



Witnesses:

S. Henry Hudson,  
W. M. Phelps.

Inventor:

Arthur L. Blunt.

# UNITED STATES PATENT OFFICE.

ARTHUR L. BLUNT, OF JOHNSTOWN, WISCONSIN.

## IMPROVEMENT IN CAR-COUPPLINGS.

Specification forming part of Letters Patent No. **182,055**, dated September 12, 1876; application filed August 24, 1875.

*To all whom it may concern:*

Be it known that I, ARTHUR L. BLUNT, of Johnstown, in the county of Rock and State of Wisconsin, have invented a new and useful Improvement in Railway-Car Couplings, which improvement is fully set forth in the following specification, reference being had to the accompanying drawings.

The object of my invention is to accomplish the coupling of cars by their own motion in coming together, doing away with the services of a man, and the danger incident to the same between the cars, the operation of uncoupling being accomplished by a man on top or upon the platform of car.

The invention is illustrated more fully by the side elevation, Figure 1, and the end view, Fig. 2, of the drawings. Fig. 3 represents a plane view of one-half of the clutch, which is an exact counterpart of the other half.

A, Fig. 1, represents the machine when closed, composed of double tongues *b b*, being wedge-shaped, provided with a slot in each to receive the dogs *c c* under which they slide, and when closed forming a perfect double clutch. *B B* are standards, each supplying the place of the end of a car to which is attached the levers *d d*, by hinged connecting-rods, with dogs *c c*, for the purpose of raising the same by a man on top unlocking the coupler. *E E* are springs extending out from standards *B B*, for the purpose of throwing the dogs back into place. One standard, with its attachments, belongs to each end of the car.

*D D*, in Fig. 2, represent levers with fulcra at standard *B*, extending under arms *f f*,

working in the guide-posts *E' E'*, by which dogs *c c* are raised, and the coupler unlocked by a man at the side of the car. Arms *f f* are so arranged that when either of the levers *d d* or *D D* is operated both dogs are raised, and the clutch unlocked by one motion. Slides *g g* are provided to hold levers *d d* down, and keep the clutch unlocked, if desired.

The object of making the clutch or coupler double is so that by attaching one-half of the coupler to each end of each car they will match each other, and lock themselves when they come together, whichever end may meet, and the cars in that case will always couple together unless it is desirable they should not, when the clutch can be fastened open by means of slides *g g*.

This coupler is to take the place of the bumper, and be permanently attached to the end of the car, so that in running two cars together they will be firmly locked without any human aid.

I do not claim the principle of a self-coupler, as I know such couplers have been known and used; but

I claim as my invention, for which I desire to obtain Letters Patent—

The combination of the double clutch in a coupler, with the wedge-shaped tongues *b b*, and the dogs *c c*, springs *E E*, levers *d d* and *D D*, connecting-rods and arms *f f*, substantially as described, and for the purposes set forth.

ARTHUR L. BLUNT.

Witnesses:

S. HENRY HUDSON,  
M. M. PHELPS.