

G. M. TRIPLETT.
 HAMES FOR HARNESS.

No. 182,043.

Patented Sept. 12, 1876.

Fig. 1.

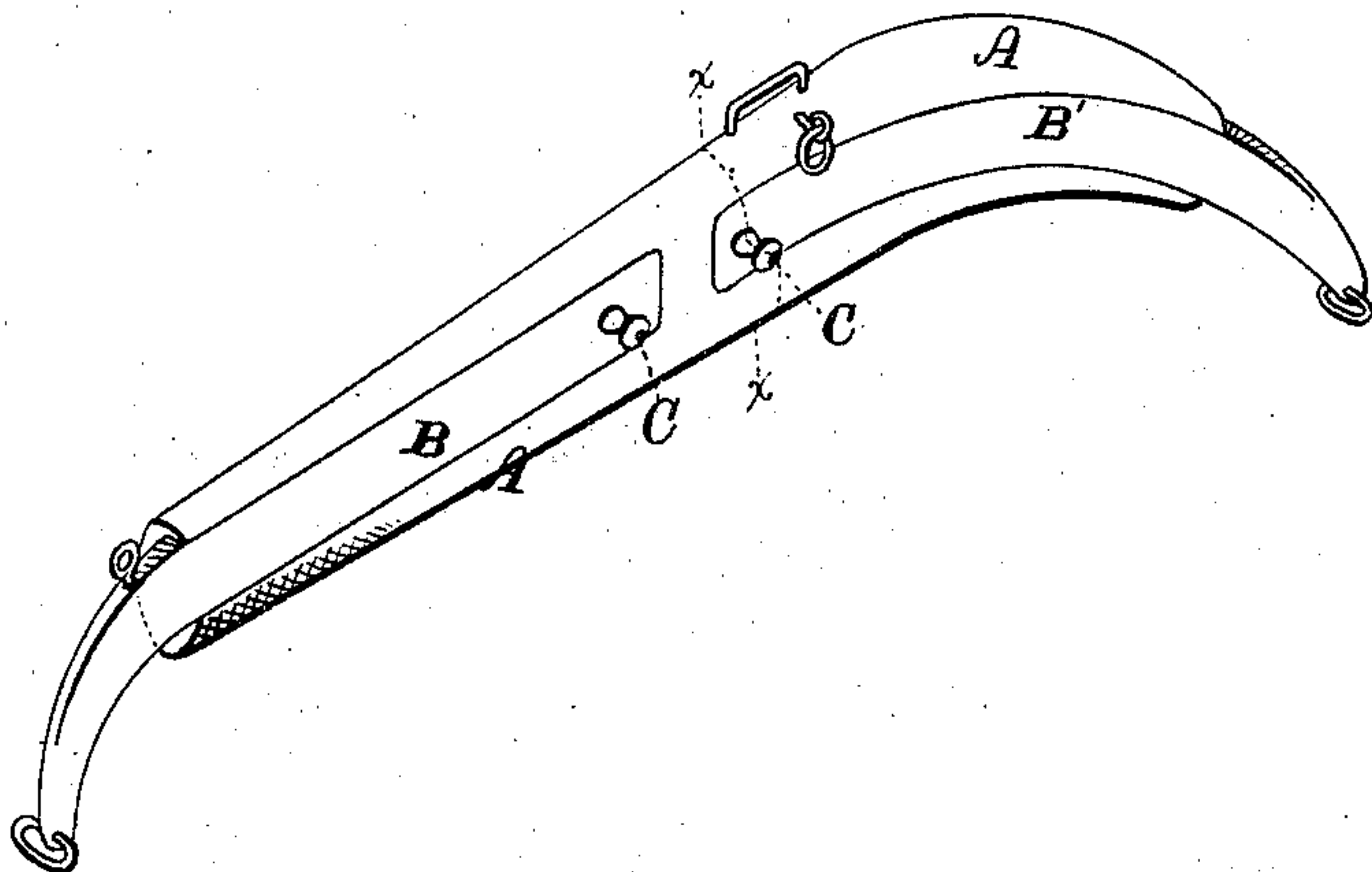


Fig. 2.

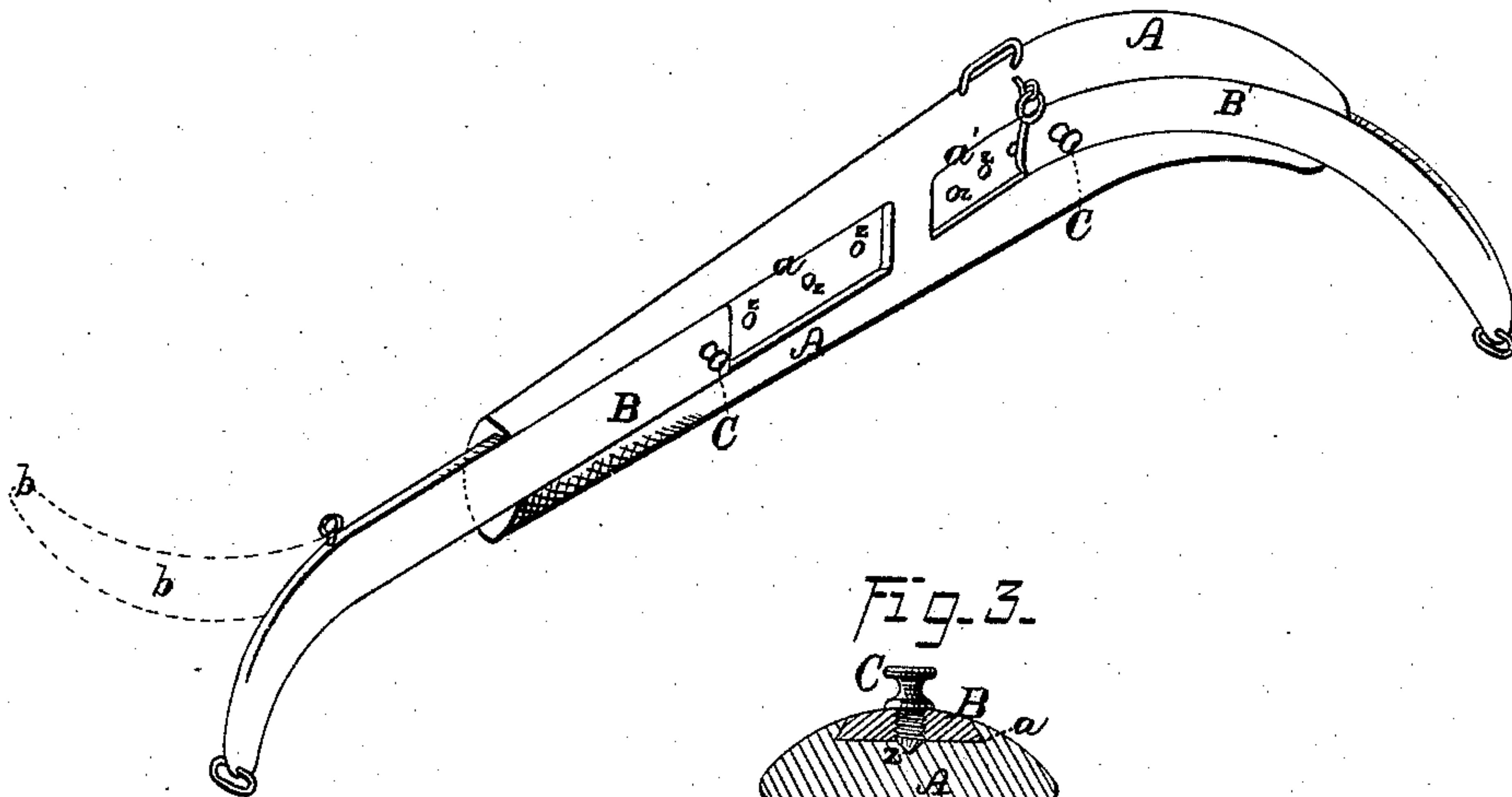
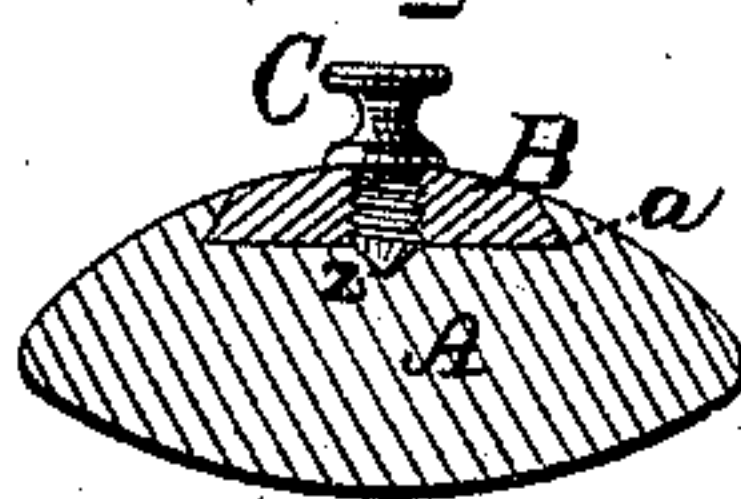


Fig. 3.



WITNESSES:

Geo. C. Hutchinson.
 H. C. Hazard.

INVENTOR.

Geo. M. Triplett, by
 Orinelle & Co. his Attys.

UNITED STATES PATENT OFFICE.

GEORGE M. TRIPLETT, OF STEWART, OHIO.

IMPROVEMENT IN HAMES FOR HARNESS.

Specification forming part of Letters Patent No. **182,043**, dated September 12, 1876; application filed August 28, 1876.

To all whom it may concern:

Be it known that I, GEO. M. TRIPLETT, of Stewart, in the county of Athens and in the State of Ohio, have invented certain new and useful Improvements in Hames; and do hereby declare that the following is a full, clear, and exact description thereof, reference being had to the accompanying drawings, making a part of this specification, in which—

Figure 1 is a perspective view of my improved hame, arranged for use upon the smallest collar to which it can be applied. Fig. 2 is a like view of said hame, lengthened to suit a larger collar; and Fig. 3 is a cross-section upon line *x x* of Fig. 1.

Letters of like name and kind refer to like parts in each of the figures.

The design of my invention is to enable hames to be adjusted upon and caused to fit collars which have different sizes; and to this end it consists in a longitudinally-extensible hame, constructed in the manner and for the purpose substantially as hereinafter specified.

In the annexed drawing, A represents the body or central portion of my hame, constructed preferably of metal, and provided within its outer face with two grooves, *a* and *a'*, which are dovetailed transversely, and extend from each end longitudinally along the transverse center of said body, and follow substantially the conformation of the same to a point near its longitudinal center. Within each groove *a* and *a'* is fitted a bar, B and B', respectively, which fills the same, and, extending outward, has the necessary shape and attachments to enable it to complete its end of the hame. Each bar is capable of moving longitudinally within its groove, and, when adjusted, is secured in position by means of a pointed screw, C, which passes inward through a threaded opening near the inner end of said bar, and has its pointed end contained within a corre-

spondingly-shaped recess, *z*, that is formed in the bottom of the groove. By withdrawing said screw until its end is released from engagement with the recess, said bar may be moved longitudinally in either direction.

It will be observed that the bars B and B' correspond to the shape of their portions of the body A, so that whatever the longitudinal position of said bars, the shape of the hame is preserved.

In use it is necessary that the upper bar B should be moved to twice the distance of the lower bar B', for which reason the screw recesses *z*, within the upper groove *a*, are separated by twice the distance between the recesses *z* of the lower groove.

The device, thus constructed, can be applied to any collar between its largest and smallest dimensions, will fit each collar equally well, and can be easily and quickly adjusted.

For the purpose of affording an attachment for the check-rein, a horn, *b*, may be formed upon and extended upward and outward from the upper portion of the bar B, as shown by the dotted lines of Fig. 2.

Having thus fully set forth the nature and merits of my invention, what I claim as new is—

The hereinbefore-described longitudinally-extensible hame, composed of the body A, provided with the straight dovetail groove *a* and curved dovetail groove *a'*, and the bars B and B' fitted to and sliding lengthwise within said grooves, substantially as and for the purpose specified.

In testimony that I claim the foregoing I have hereunto set my hand this 28th day of August, 1876.

G. M. TRIPLETT.

Witnesses:

GEO. S. PRINDLE,
W. T. JOHNSON.