

S. B. FERRIS.

CORSET.

No. 182,019.

Patented Sept. 12, 1876.

Fig. 1.

Fig. 2.



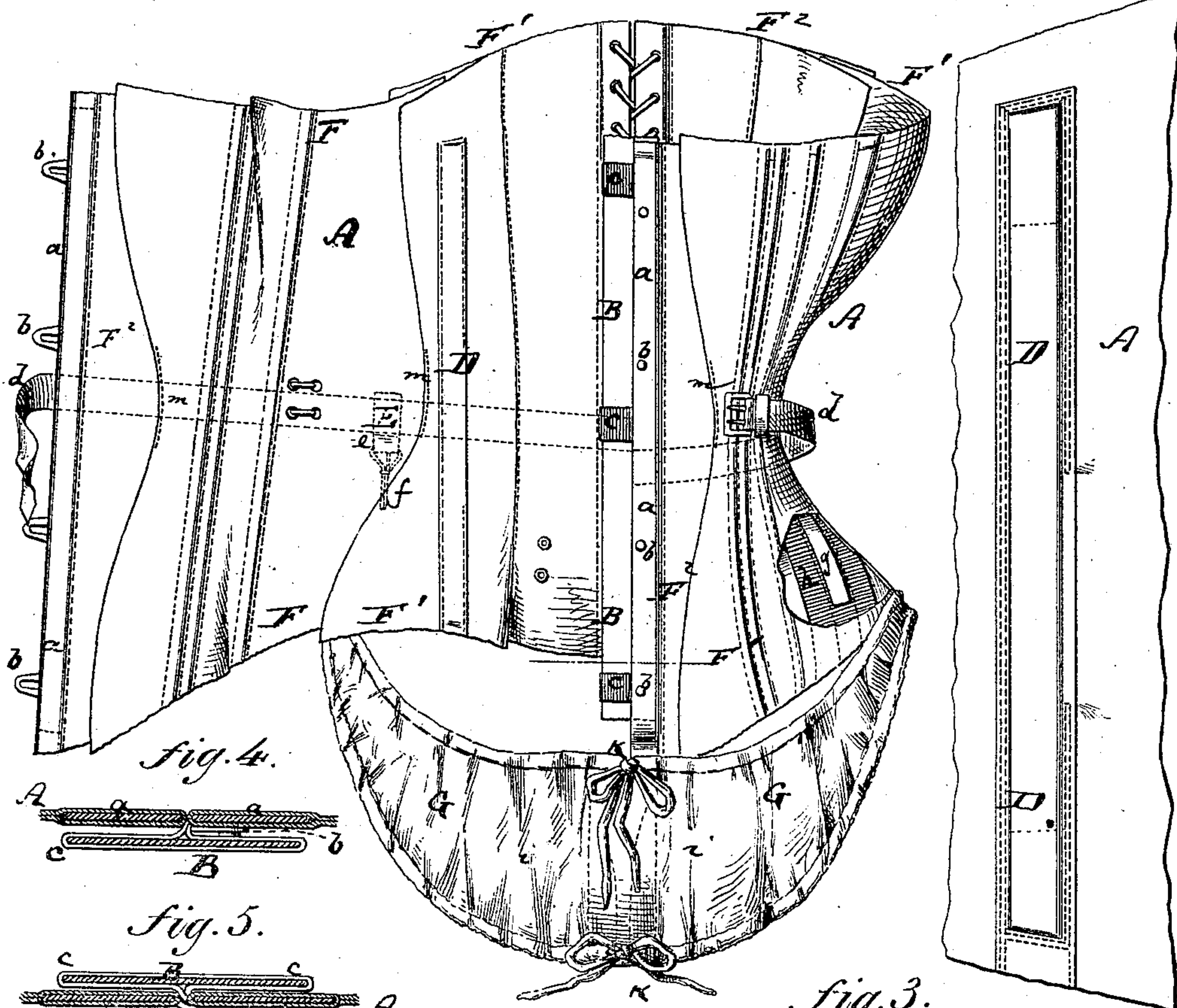
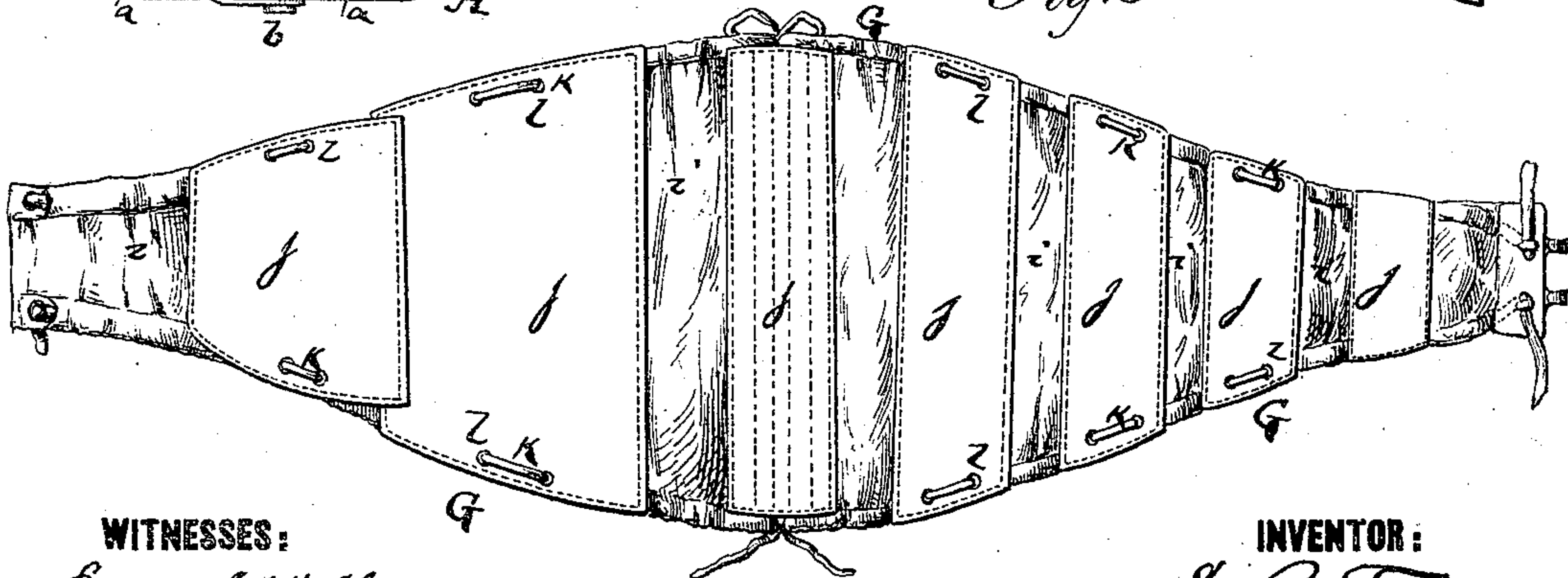


Fig. 3.



WITNESSES:

Ernest L. Webb  
James T. Tink

INVENTOR:

S. B. Ferris

BY

A. V. Brieseman

ATTORNEY.



# UNITED STATES PATENT OFFICE

SHERWOOD B. FERRIS, OF BROOKLYN, NEW YORK.

## IMPROVEMENT IN CORSETS.

Specification forming part of Letters Patent No. 182,019, dated September 12, 1876; application filed August 16, 1876.

*To all whom it may concern:*

Be it known that I, SHERWOOD B. FERRIS, of Brooklyn, in the county of Kings and State of New York, have invented a new and Improved Corset, of which the following is a specification:

Figure 1 is a front view of my improved corset, showing it partly folded open. Fig. 2 is a detail face view on an enlarged scale of one of the pockets that hold the stiffening devices. Fig. 3 is a detail inner face view of the abdominal support. Figs. 4 and 5 are detail transverse sections of the reversible stay, showing it in different positions.

Similar letters of reference indicate corresponding parts in all the figures.

This invention relates to various improvements in corsets; and consists of the details of invention hereinafter more fully pointed out.

The first feature of this invention has reference to an improved reversible stay or spring that is applied along one of the two edges of the corset, at which the same is buttoned, clasped, or otherwise fastened together. This stay is made reversible, so that it may be folded over the inner or the outer side of the corset, and it serves, when folded over the outer side, as in Fig. 4, to conceal the fastening devices, and prevent them from injuring the outer garment, while, when folded against the inner side of the springs, as in Fig. 5, it protects the body of the wearer.

In the drawing, the letter A represents a corset of suitable construction. *a a* are the springs or stiffening devices extending along its edges, and carrying the clasps or fasteners *b b*, as shown. B is a broader stay or spring extending along one of the edges of the corset A, and fastened thereto by means of three, more or less, flexible bands, *c c*, that are stitched to the corset and embrace the stay, as clearly shown in Fig. 1. But instead of using the bands *c*, the stay may be stitched directly to the corset, or fastened thereto by a continuous pocket, or in other suitable manner. The stay B is about as broad as the two springs *a a* together, and is attached to the corset along the middle of its width, so that it will overlap both springs in either of its two positions, that are indicated in Figs. 4

and 5. In this way it will, when swung over the outer side of the corset, as in Fig. 4, cover both springs, and also the fasteners *b*, and prevent the latter from injuring the garments worn over the corset. If swung to the inner side of the corset, as in Fig. 5, the stay B will protect the body of the wearer from pressure of the springs *a a*.

A second feature of my invention has reference to the pockets D, which are formed on the corset for the reception of whalebone or other stiffening devices. These pockets I make somewhat longer than the whalebone which they are to receive, and sew them fast to the corset at their two ends, and at one of their longer sides. (See Fig. 2, in which the stitches are represented by dotted lines.) The second side of the pocket I also stitch to the corset, but so as to leave an opening in the middle, through which the stiffening device may be inserted. The pockets thus formed possess the advantage that they completely hide the stiffening devices inserted therein, prevent them from dropping out, and still allow their ready withdrawal through the open side.

Another feature of my invention relates to an adjustable skirt-support, E, that slides upon, and is held by a belt, *d*, which surrounds the corset-waist. This skirt-support I have shown to consist of a loop, *e*, that embraces the belt *d*, and holds suspended a hook, *f*; but instead of this any other equivalent device for holding the skirt may be substituted on the belt, the essential feature of this part of my invention being the adjustability of the skirt-support on the waist-belt, which allows the same to be slid to any position where it may be needed.

The stiffening devices of the corset are protected from moisture, and from the perspiration of the wearer, by placing between the stiffening device or spring *g* and the inner lining of the corset a strip, *h*, of water-proof material. (Shown at the right-hand side of Fig. 1.) This strip *h* I prefer to attach by the same means that forms the pocket for holding the spring. The water-proof material *h* may be applied to other parts of the corset whenever the same may prove useful.

Another feature of my invention has for its



object to enable ladies to make their corsets well-fitting after having purchased them, and also to enable storekeepers to sell corsets of the same pattern and size to wearers having different-sized figures. This object I attain by making the corsets in several distinct sections,  $F F^1 F^2$ , &c., each section being matched to fit the other or others, to which it is subsequently connected; but these sections are joined only by short stitches or seams  $m m$ , which define the proper relative positions. Otherwise they are altogether disconnected. The corset may be readily completed by the purchaser by completing the proper connection of the different sections in their order; and a lady may readily fit a corset to her figure by causing the sections to overlap more or less, and thus produce a larger or smaller corset.

Another feature of my invention has reference to an improved abdominal support,  $G$ , that is stitched to, and used in connection with, the corset  $A$ . This support  $G$  consists of a strip of flexible material,  $i$ , which contains or carries a series of comparatively-stiff transverse sections,  $j j$ , as clearly shown in Fig. 3. These sections  $j$  are attached to the flexible material by means of cords  $k$ , that pass through hems formed at the two sides of the flexible strip  $i$ , the hems being partly cut away to allow the springs to engage in eyes  $l l$  of the stiff sections  $j$ . In this way the abdominal support is composed of alternate stiff and flexible sections. The main advantage of an abdominal support of this construction is, that the stiff sections  $j j$  may be shifted and brought nearer together or farther apart, to suit con-

venience; or more or less of them may be used.

By drawing the strings  $k$ , the flexible sections will be caused to overlap, and the stiff sections will thereby be brought nearer together. In this way the wearer may bring the stiff sections almost side by side, or to as great a distance apart as the width of the flexible sections will allow, or cause them to overlap.

I claim as my invention—

1. The combination of a corset,  $A$ , with the reversible stay  $B$ , that is applied to one of its edges, and combined with the springs  $a a$ , substantially as and for purpose herein shown and described.

2. The combination of a corset,  $A$ , with the pocket  $D$ , which is provided with an opening at one of its stitched sides for the insertion and removal of the stiffening devices, substantially as specified.

3. The combination of a corset,  $A$ , with the adjustable skirt-support  $E$ , that slides on a belt or cord,  $d$ , substantially as herein shown and described.

4. A corset composed of several sections,  $F F^1 F^2$ , partly joined together, and adapted to be completely joined, to form a finished garment, substantially as herein shown and described.

5. In combination with a corset,  $A$ , the abdominal support  $G$ , that is composed of stiff sections placed onto a flexible belt,  $i$ , substantially as and for the purpose herein shown and described.

SHERWOOD B. FERRIS.

Witnesses:

ERNEST C. WEBB,  
A. V. BRIESEN.