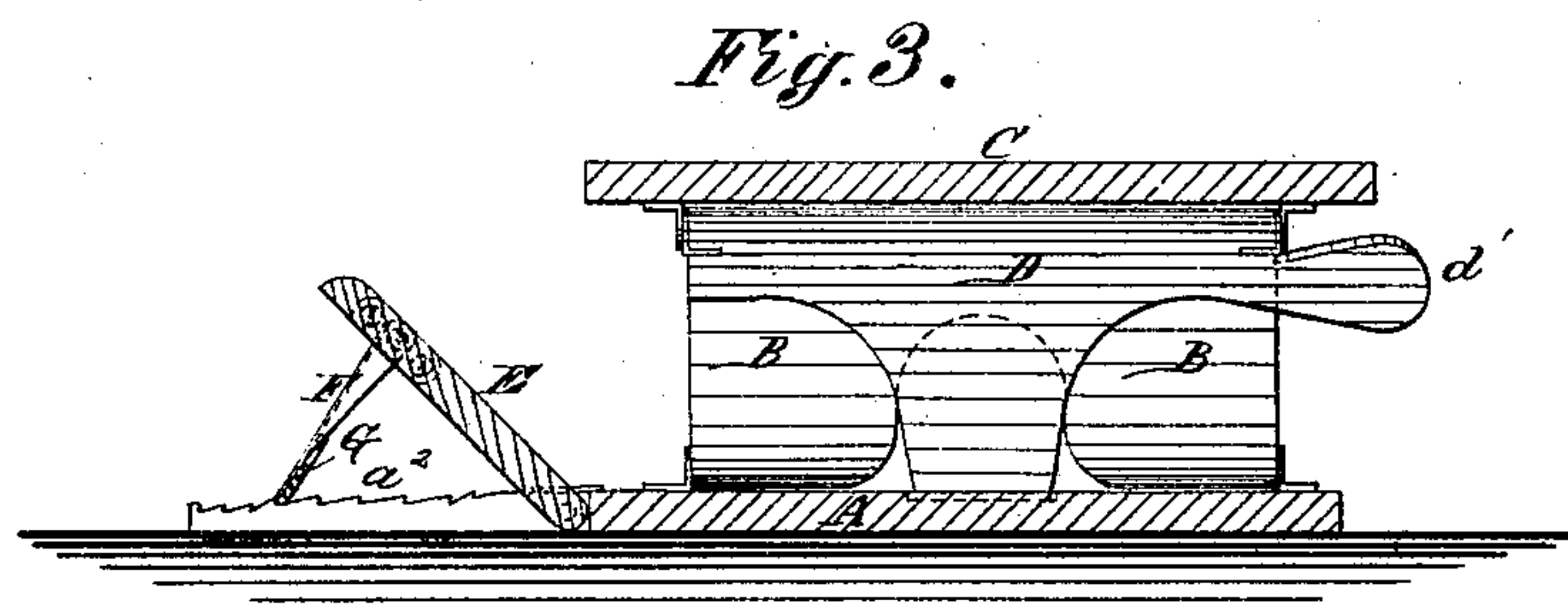
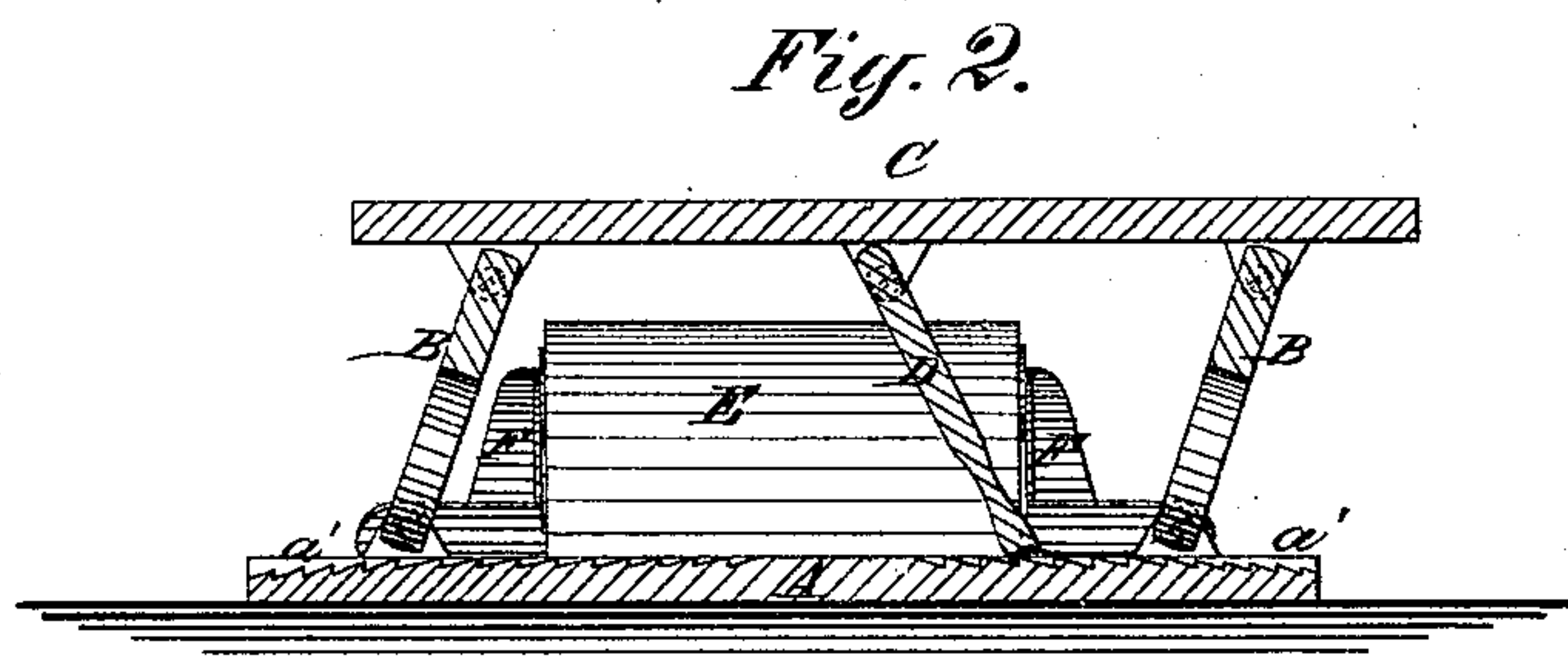
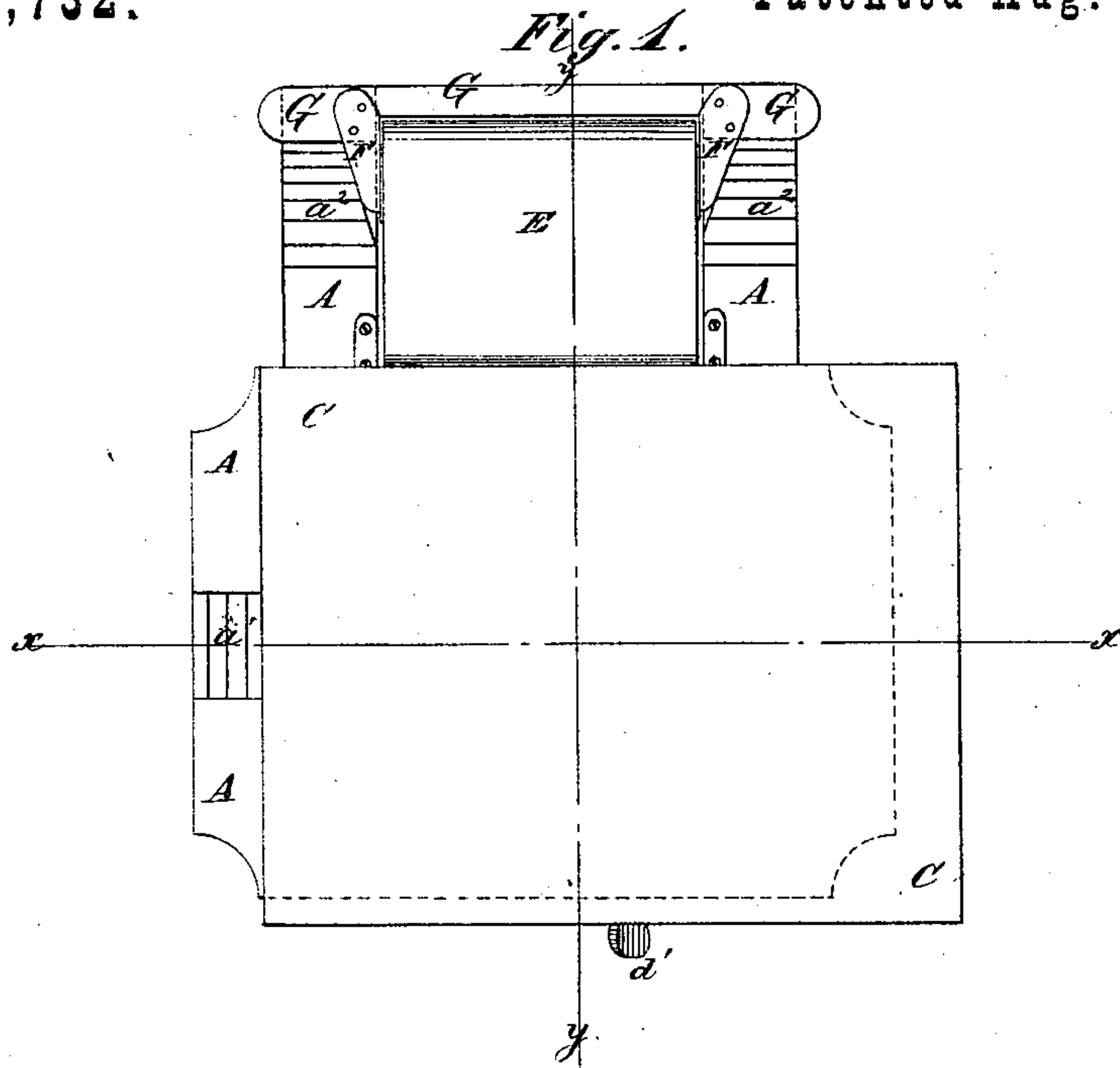


M. SHOEMAKER.
ADJUSTABLE ARM RESTS.

No. 181,732.

Patented Aug. 29, 1876.



WITNESSES:

H. Pydquist:
John Goethals

INVENTOR:

M. Shoemaker
BY *Mumy*
ATTORNEYS.

UNITED STATES PATENT OFFICE.

MOSES SHOEMAKER, OF PLATTSBURG, ASSIGNOR TO HIMSELF AND CHAS. J. NESBITT, OF PLATT CITY, MISSOURI.

IMPROVEMENT IN ADJUSTABLE ARM-RESTS.

Specification forming part of Letters Patent No. 181,732, dated August 29, 1876; application filed July 31, 1876.

To all whom it may concern:

Be it known that I, MOSES SHOEMAKER, of Plattsburg, in the county of Clinton and State of Missouri, have invented a new and useful Improvement in Adjustable and Reversible Arm-Rest and Book-Leveler and Support, of which the following is a specification:

Figure 1 is a top view of my improved device. Fig. 2 is a vertical section of the arm-rest taken through the line xx , Fig. 1. Fig. 3 is a vertical section of the arm-rest and book-lever taken through the line yy , Fig. 1.

Similar letters of reference indicate corresponding parts.

The object of this invention is to furnish an improved device for supporting the arm when writing upon the lower part of the page in large thick books, and which may also support the side of the book in a level position when writing upon the thinner part of the book, or upon a page of a book so bound that its sides will droop or incline when said book is opened, and which shall be simple in construction and easily and quickly adjusted.

The invention consists in the combination of the base-plate provided with the notches, the hinged arms, the top plate, the adjustable hinged brace, the hinged plate, and the pivoted brace with each other, as hereinafter fully described.

A is the base-plate of the device, to the end parts of the upper side of which are hinged the lower edges of arms, frames, or plates B, to the upper edges of which is hinged the top plate C, so that the said top plate may be always parallel with the base-plate A, however it may be adjusted. To the center of the lower side of the top plate C is hinged the upper edge of a plate frame or arm, D, the lower edge of which rests upon the base-plate A in a vertical position, or with a less or greater side inclination, according as the top plate C is to be supported at a greater or less elevation.

The lower edge of the brace or pawl D is kept from slipping, when adjusted, by resting in notches, grooves, or ratchet-teeth a^1 , formed in the upper surface of the side parts of the base-plate A. Upon the rear end of the brace D may be formed a handle, d' , for convenience in adjusting it.

The portion of the device thus far described forms the arm-rest. The base-plate A pro-

jects in front of the top plate C, as shown in Figs. 1 and 3. The projecting part of the base-plate A is made narrower, and has its middle part cut away to form a space to receive the plate E, which is hinged at its rear edge to the said base-plate A. To the outer parts of the side edges of the plate E are pivoted the inner ends of two braces, F, the outer ends of which are attached to and connected by the bar G. The upper angle of the outer edge of the plate E is rounded off, as shown in Figs. 1 and 2, so that the cover of the book may have a smooth surface to rest upon at whatever angle the said plate may be adjusted. When the outer edge of the plate E is raised, it is supported in position by the brace F G, the edge of the bar G of which rests upon the upper surface of the projecting part of the base-plate A, and is kept from slipping by the notches or ratchet-teeth a^2 , formed in said projection. This part of the device forms the book-leveler and support, and is slipped beneath the side of the book, while the arm-rest stands at the lower end of the said book. The top-plate C should always be adjusted toward the center of the book, which brings it into a better position to support the arm, and brings the book-leveler beneath the outer part of the side of the book where only support is needed. When writing upon the upper part of the page the arm-rest may be adjusted at the proper height, and the whole device slipped beneath the side of the book, to be drawn out as required for use. When the book-leveler is not required for use it may be kept out of the way by turning the device one-quarter around, the leveler in such case being always turned from the book.

Having thus described my invention, I claim as new and desire to secure by Letters Patent—

The combination of the base-plate A, provided with the notches a^1 a^2 , the hinged arms B, the top plate C, the adjustable hinged brace D, the hinged plate E, and the pivoted brace F G, substantially as herein shown and described.

MOSES SHOEMAKER.

Witnesses:

THOS. J. PORTER,
JAMES E. YOUNG.