

G. M. SAVAGE & C. MACHRIS.

SKIPPING ROPES.

No. 181,726.

Patented Aug. 29, 1876

Fig. 1.

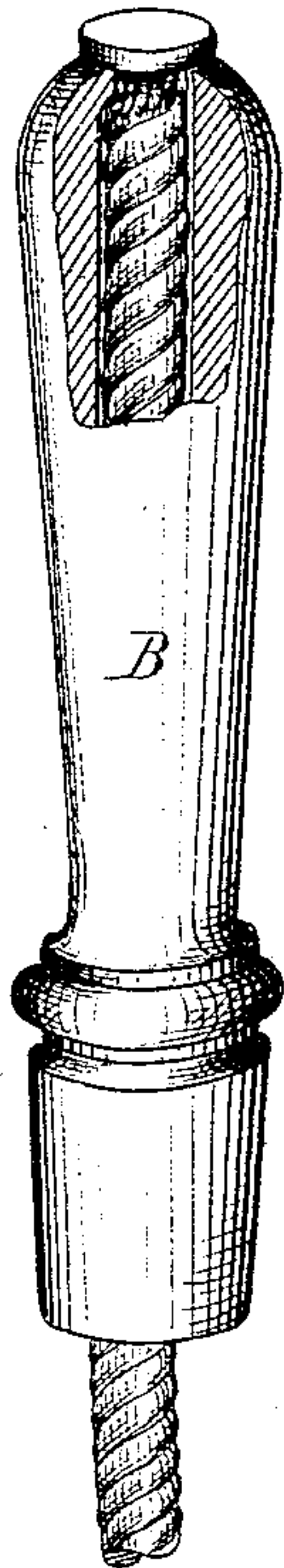


Fig. 3.

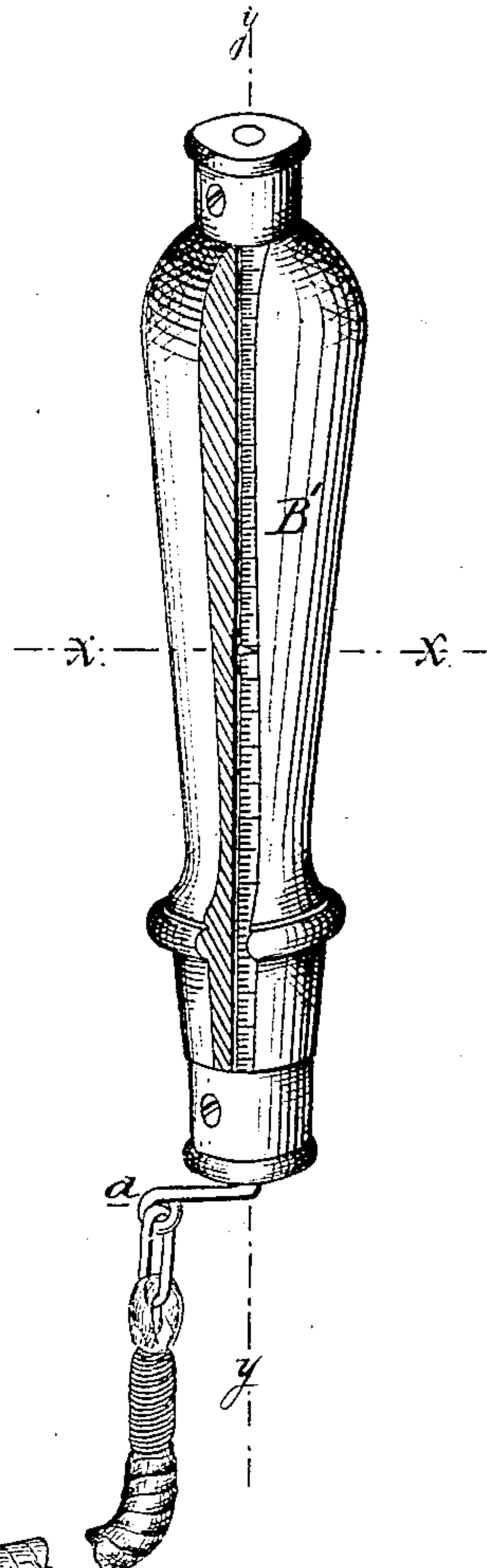
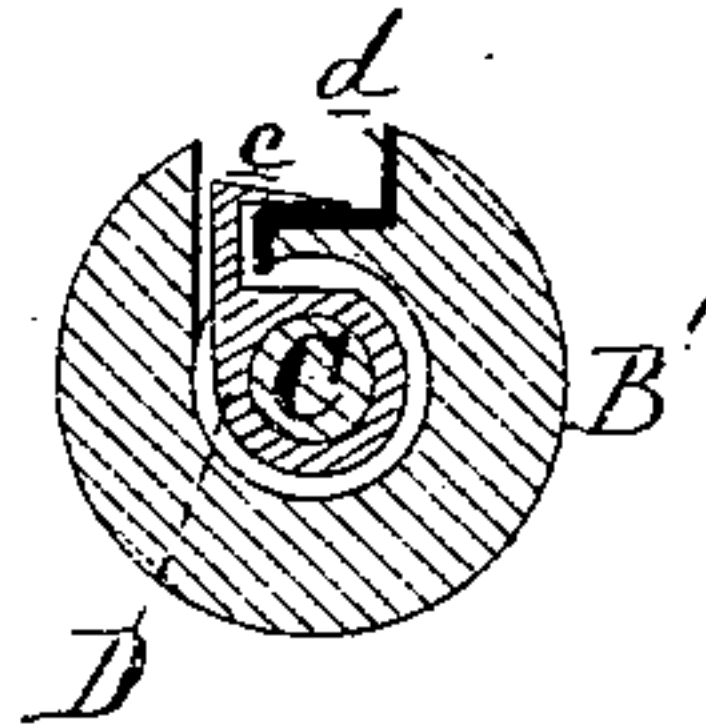
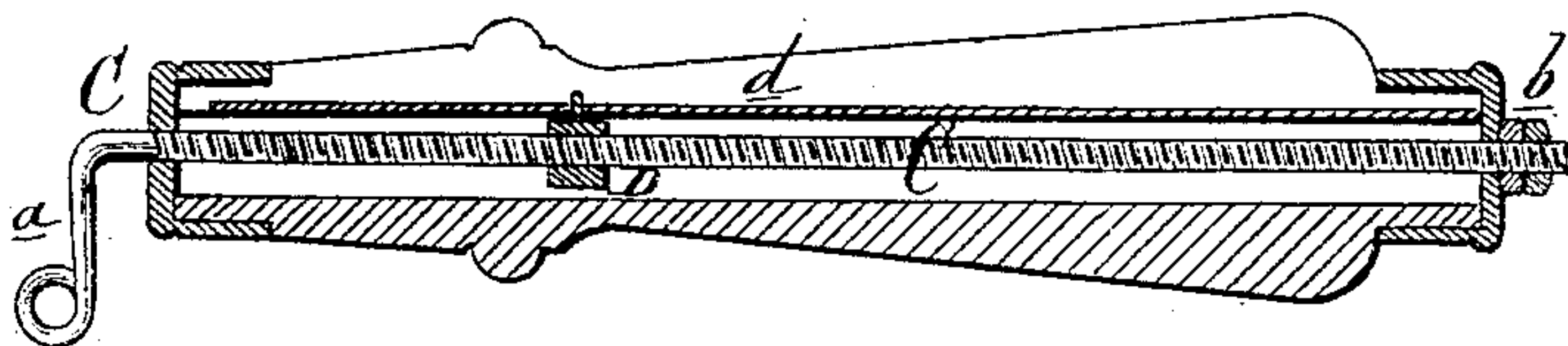


Fig. 2.



Attest:
Edward Barthel.
H. F. Everts.

Inventor:
G. M. Savage -
Chas. Machris
By Atty
Thos. S. Sprague

UNITED STATES PATENT OFFICE.

GEORGE M. SAVAGE AND CHARLES MACHRIS, OF DETROIT, MICHIGAN.

IMPROVEMENT IN SKIPPING-ROPES.

Specification forming part of Letters Patent No. **181,726**, dated August 29, 1876; application filed June 2, 1876.

To all whom it may concern:

Be it known that we, GEORGE M. SAVAGE and CHARLES MACHRIS, of Detroit, in the county of Wayne and State of Michigan, have invented an Improved Skipping-Rope, of which the following is a specification:

Our invention has for its object to provide one of the handles of a skipping-rope with a counter for registering the number of skips or jumps made by the user; and it consists in a screw-rod connected by a crank-eye at its inner end to one end of the rod, and passed through one of the handles, in which it is rotated at each revolution of the rope-bight. On the screw-rod is a nut, with an index projecting through a slot in the handle over a graduated plate in said slot, along which it travels by the rotation of the screw-rod.

Figure 1 is a perspective view. Fig. 2 is a longitudinal section of the registering-handle at *y y*. Fig. 3 is a cross-section of the same at *x x*.

In the drawing, A represents a skipping-rope, on one end of which is sleeved a wooden handle, B, in the usual manner. C is a screw-threaded rod, having a crank, *a*, at its inner end, in the extremity of which an eye is turned, to which the other end of the rope is secured. The rod is journaled through ferrules at the

ends of the other handle, B', in which it is secured by jam-nuts *b* in such a way as to permit it to rotate freely. On the rod is a nut, D, having an index, *c*, projecting into a slot longitudinally cut in said handle, and bent to project over a graduated plate, *d*, let into an offset of said slot. The index-nut being at one end of the slot, at each revolution of the rope, the rod will rotate and advance the nut one thread, the index-plate being graduated as many lines to the inch as the screw has threads, and numbered. The index will indicate thereon the number of skips made. When the nut is run up to the other end of the slot the motion of the rope and the rotation of the screw should be reversed to run it back.

What we claim as our invention is—

The slotted handle B', screw-rod C, index-nut D, and graduated plate *d*, in combination with a skipping-rope, A, for registering the revolutions of the latter, substantially as described.

GEORGE M. SAVAGE.
CHARLES MACHRIS.

Witnesses:

H. S. SPRAGUE,
H. F. EBERTS.