

M. D. OSGOOD.

APPARATUS FOR CLEANING CHIMNEYS.

No. 181,709.

Patented Aug. 29, 1876.

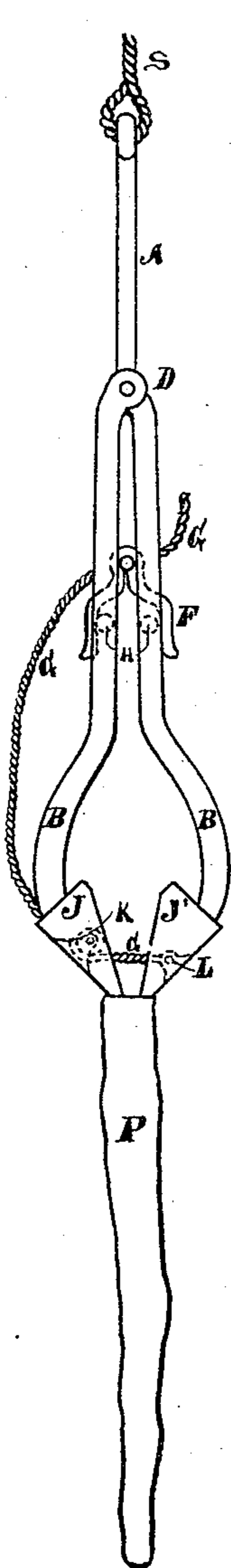


Fig 2.

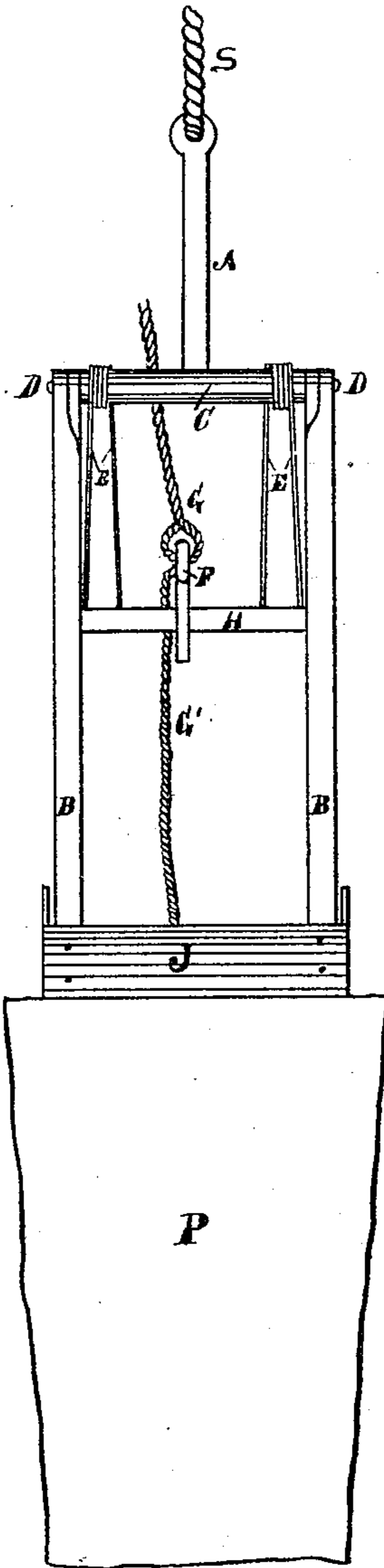


Fig 1.

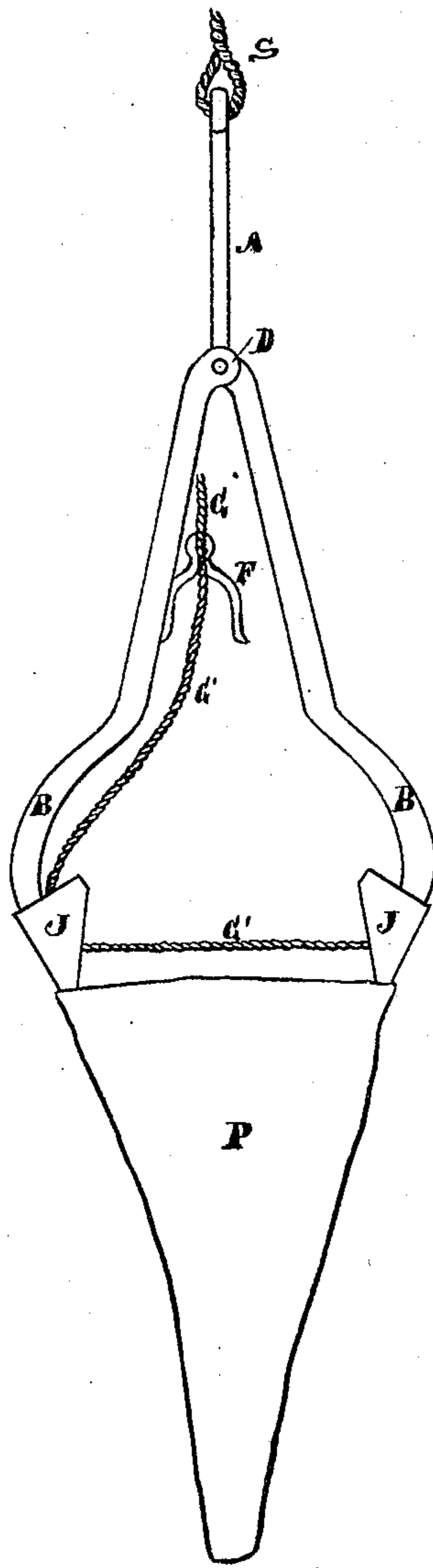


Fig 3.

Witnesses.  
*A. C. Smith*  
*Jerome Stacy*

Inventor.  
*Miles D. Osgood*  
Per *E. C. Smith* Atty.

# UNITED STATES PATENT OFFICE.

MILES D. OSGOOD, OF INDIANAPOLIS, IND., ASSIGNOR OF PART OF HIS  
RIGHT TO DAVID N. HUEY AND CHARLES W. TYER, OF SAME PLACE.

## IMPROVEMENT IN APPARATUS FOR CLEANING CHIMNEYS.

Specification forming part of Letters Patent No. **181,709**, dated August 29, 1876; application filed  
August 16, 1876.

*To all whom it may concern:*

Be it known that I, MILES D. OSGOOD, of Indianapolis, county of Marion, State of Indiana, have invented a new and useful Apparatus for Cleaning Chimneys, of which the following is a specification, reference being had to the accompanying drawings.

My invention consists in constructing an apparatus, the frames of which are pivoted or hinged at the top, and at the bottom of the frames are attached scrapers, all constructed so as to be expanded or closed by means of a clutch and a set of springs, and operated by ropes, so as to scrape the soot from the chimney and deposit it in a bag attached to and extending below the scrapers.

Figure 1 represents a front elevation of my improved apparatus. Fig. 2 is a side elevation of the same closed. Fig. 3 is a side elevation of the same open, so as to allow the scrapers to operate on the sides of the chimney when drawn up.

B B represents the frames, made of any suitable material, the upper ends of which are pivoted or hinged together on the ends of the bar C. This bar has an extended arm, A, with a ring at the end, to which is attached the lifting-rope S. At the lower ends of the frames B B are secured the scrapers J J, formed, by preference, of sheet metal. Between the scrapers J J and pivoted ends D of the frames are cross-bars H H, designed to brace the frames, and also to hold the frames together when the clamp F is attached, as shown in the drawings. To the clamp F is attached a rope, G G', the end G extending upward along the rope S to be operated from above, and the part G' of the rope extends downward around the sheave K, which is se-

cured to one of the scrapers J, and extends across and is secured to the opposite scraper. The object of this arrangement is to have the apparatus under the control of the operator; and, after lowering the machine into the chimney, by drawing on the rope G, the clamp F is withdrawn from the bars H H, and the springs E E force the lower ends of the frames B B apart. This operation brings the scrapers J J into contact with the sides of the flue, and, as the apparatus is drawn up, all the soot thus removed is deposited in the bag P at the bottom. If the scrapers should catch against any obstacle in the flue, then, by pulling on the rope G, the expanded scrapers are drawn together, and the apparatus can then be elevated above such obstructions and again allowed to expand and continue to clean the chimney to the top, thus removing any dirt and soot and preventing it from falling below to damage carpets, &c.

What I claim as new, and wish to secure by Letters Patent, is—

The combination, in a chimney-cleaner, of the frames B B, pivoted or hinged to the bar C, provided with an extended arm, A, bars H H, and scrapers J J, with the clamp F, ropes S G G', springs E E, and pulley K, to raise and lower the apparatus and to expand and contract the scrapers, substantially as and for the purpose hereinbefore set forth.

In testimony whereof I have signed my name to this specification in the presence of two subscribing witnesses.

MILES D. OSGOOD.

Witnesses:

E. O. FRINK,  
JEROME STALLY.