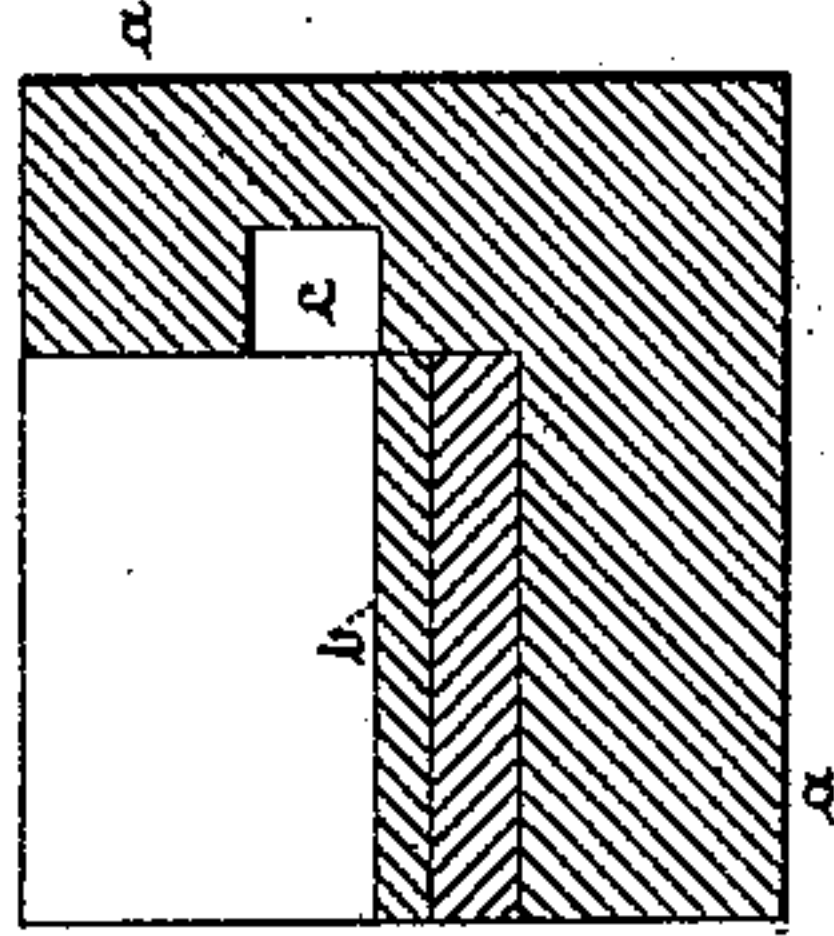


P. LIEBE.  
HAND-STAMP.

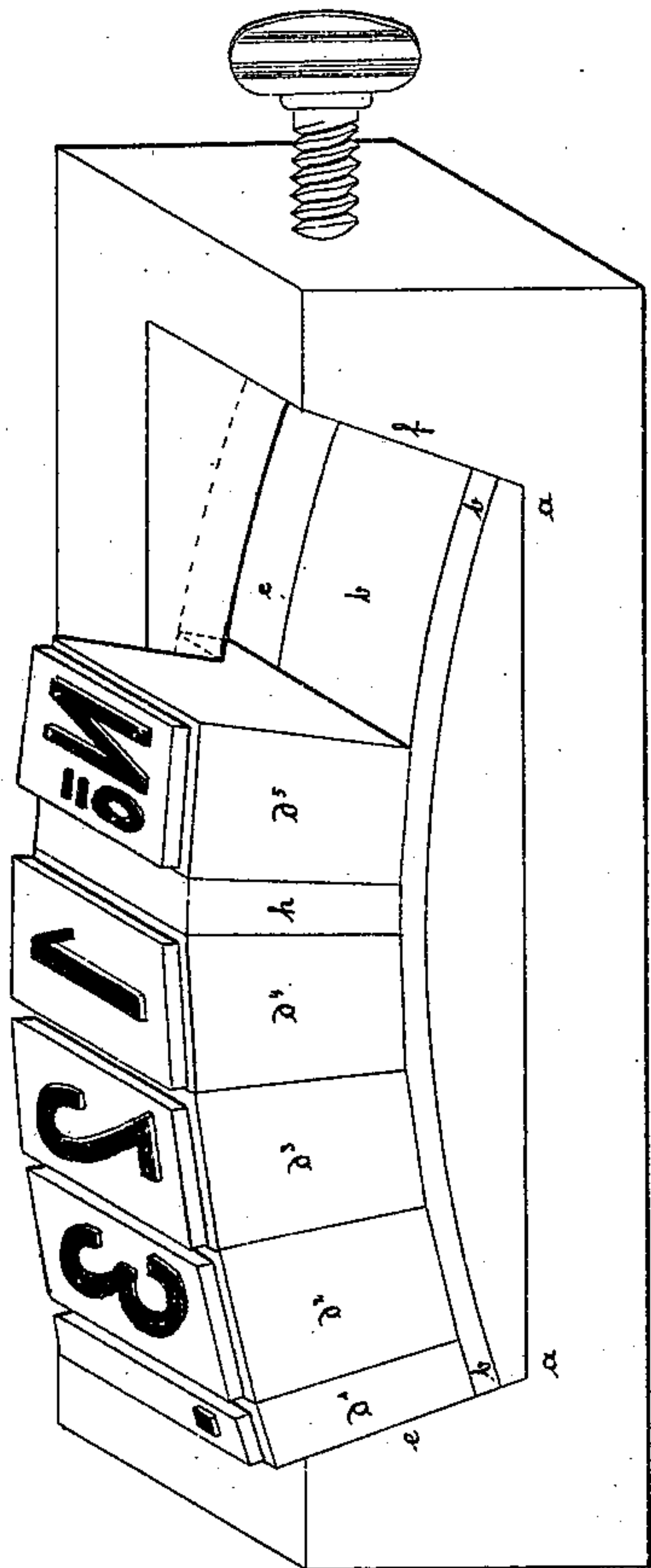
No. 181,458.

Patented Aug. 22, 1876.

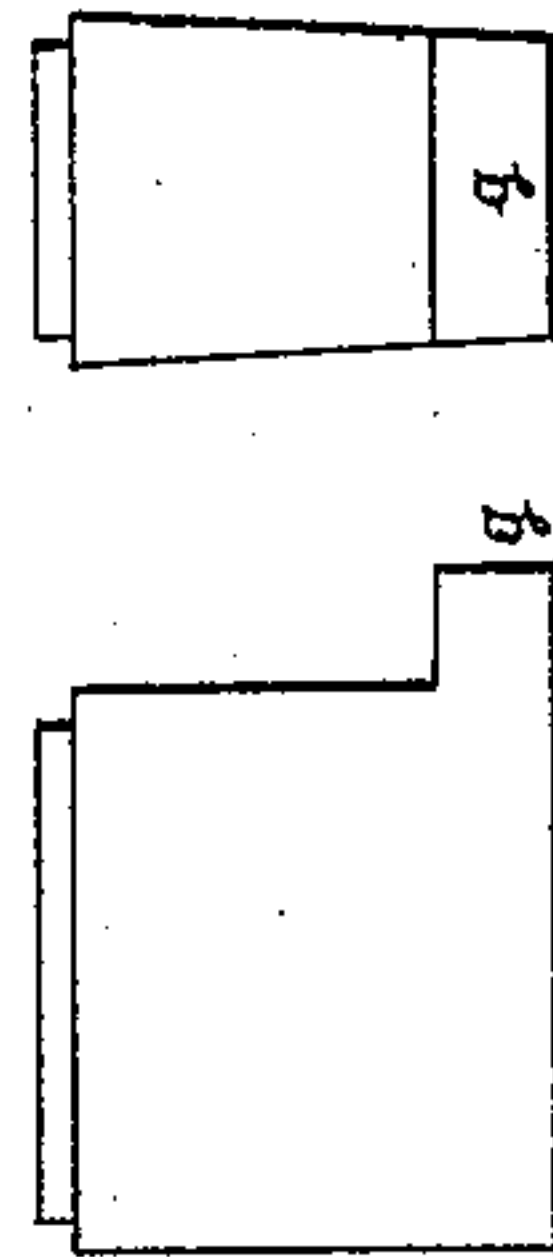
*Fig. 2.*



*Fig. 1.*



*Fig. 3.*



*Gustav Dittmar.*  
*Gustav Roselmüller.*

*Paul Liebe.*

# UNITED STATES PATENT OFFICE.

PAUL LIEBE, OF DRESDEN, SAXONY.

## IMPROVEMENT IN HAND-STAMPS.

Specification forming part of Letters Patent No. **181,458**, dated August 22, 1876; application filed April 8, 1876.

*To all whom it may concern:*

Be it known that I, PAUL LIEBE, of Dresden, Kingdom of Saxony, have invented an Improvement in Hand-Stamps, of which the following is a specification:

The object of my invention is to so construct a device for marking boxes, packages, &c., that while the marks made are always clear and well defined the same device may be used for making various marks; and this object I attain as shown in the accompanying drawing, in which—

Figure 1 is a perspective view of the device; Fig. 2, a transverse section, and Fig. 3 views of the removable type.

The case or clamp *a* has a recess or opening for the reception of the type *d*<sup>1</sup>, *d*<sup>2</sup>, &c., the bottom of this recess, on which the types rest, being convex, and lined with a strip, *b*, of rubber or similar elastic material. The ends *e f* of the recess are inclined on radial lines from the center of the curve, on which the convex bottom of the recess is formed. The sides of the type *d*<sup>1</sup> *d*<sup>2</sup>, &c., which are formed of blocks of wood with the signs or

letters of rubber or other elastic material, are inclined to correspond with the convex bottom of the recess, as shown in Figs. 1 and 3. On one end of each type is formed a projection, *g*, which, being adapted to a groove, *c*, in the casing *a*, prevents the type from slipping out, an accident which would otherwise frequently happen. A thumb-screw, passing through one end of the case, effectually retains the type in position.

I claim as my invention—

The combination of the casing *a* of a hand-stamp, having a convex backing for the type, and a groove, *c*, with the type, having inclined sides to correspond with the backing, and having projections *g*, substantially as described.

In testimony whereof I have signed my name to this specification in the presence of two subscribing witnesses.

PAUL LIEBE.

Witnesses:

ROBT. K. SCHMIDT,  
GUSTAV DITTMAN.